

124
BOOK
ACTIVITIES
FOR
SCHOOL
&
HOME

BOOK AND STORY IDEAS FOR THE CLASSROOM AND HOME

REVISED JULY 6, 2016

1. **LIFE SIZE CHARACTERS** – Students create life size characters from stories. They lay on large sheets of paper on the floor and have their friends trace around their bodies. They draw faces and sketch clothing on them. Stuff them with crumpled sheets of newspaper then staple around the edges. Use yarn for hair and some even dress their figures in clothing from home. Set the characters in chairs around a table and have other students, from other classes, come to meet the characters.
2. **MYSTERY FOOTPRINTS** – Students trace the shape of their footprints on paper. Within the shapes of the shoes have them write clues of how the mystery was solved. Display around the classroom. Or have them draw sketches of their sneakers and do the same thing.
3. **MYSTERY BAGS** – Students decorate lunch size paper bags with things that relate to the stories they read. They put five items that are related to their stories in the bags. They have to explain how they're related to the stories or characters as they talk about the book. Fun as a small group activity.
4. **DRESS UP** – Dress up like a mystery character from one of the books you've read to the class and have them guess who you are. Tell them they can only ask me "yes or no" questions to figure out who you are.
5. **DIORAMAS** – Students create dioramas in class. Give them a week to organize their ideas and find things around the house that will be used to make them. Insist that parents don't spend money on the materials. Have them write brief summaries of the books on index cards and attach them to the dioramas. Ask the librarian if you can display them in the school library.
6. **SURPRISE ENDING** – Students write surprise or different endings for their stories. Talk about how an author sometimes "leaves you hanging" and it doesn't seem like the story has an ending.
7. **WORD WALL** – Students make lists of unusual/foreign or silly words from the stories on stickies. Post them on the wall. Ask them to think of an original title for the word wall.
8. **INTERVIEW** – Students pretend they're reporters from a magazine or newspaper. Have them interview others in the class about the settings, main characters and plots. Before you do this activity, brainstorm with them to come up with a list of interview questions and be certain that they know what the components of a story are. Props are great. Microphone, index cards with questions, etc.
9. **CHARACTER TEN QUESTIONS** – Write ten questions students would ask the main character.
10. **ORAL REPORTS** – Students present three minute oral reports about the stories they read. Tell them not to explain how the stories end. Have the "audience" write their own endings. Best done in small groups.
11. **SETTINGS ILLUSTRATIONS** – Students illustrate settings of their stories on large mural paper,. Collaborate with the art teacher and ask if they can be created in art class using paints, colored chalk. Above the drawings, they should write the title of the stories. This can be done with main characters also. Display them around the school.
12. **SKITS** – Students present short skits of their stories in small groups. Allow class time to prepare them. They like to wear costumes. I limit each skit (5 minutes or less)
13. **PUPPETS** – Students draw main characters on paper. Cut them out and attach them to rulers or larger flat sticks. In small groups have them introduce their puppets and explain why they're important in the story.
14. **MOVIE POSTERS** – This has always been one of my favorites. Students turn their stories into movie posters with the main characters the stars of the movie. The posters should be created at home, using anything they can find to "jazz" up the poster. Ideas to decorate the posters are: pieces of aluminum foil, yarn, macaroni, fancy ribbons, etc. I have some movie posters I bring to school to share with them.
15. **CLAY CHARACTERS** – Use fast drying clay to create book characters. Students create "settings" on boards or heavy cardboard, then add the clay characters to their settings. A girl in my class created a leopard from the clay, painted it and used a real tree branch attached to a board. She placed her clay leopard in the tree. It was beautiful! and she gave it to me to share with future classes.
16. **WRITE A LETTER (characters)** – Students write letters to the main characters explaining what they liked or didn't like in the story.
17. **WRITE A LETTER (editor)** – Students write letters to the the editor of an imaginary newspaper, explaining why other students should read the book.
18. **GUESTS** – Invite a guest to class to hear oral book reports. Guests can be a class of younger students.
19. **DRESS UP** – Students dress up like main characters when they give oral book reports.
20. **BOOK COVERS** – Students design book covers for the books and display them around the room. Free hand/computer or pictures cut from magazines are all acceptable.
21. **NEWSCASTERS** – Students pretend they're newscasters and report about their books. Signs with the t.v station can be created, making the set appear very real. Videotape the reports.
22. **READ SHORT PASSAGES** – Students select short passages from the stories and read them to the class. They must explain why they chose their passages. Good for small groups. If a student is hesitant about reading out loud, there's a reason! Work with him/her individually. You read a paragraph, he/she reads a paragraph.
23. **TIMELINES** – Students prepare timelines of books. Good for small groups. Students read the same book and work on the timeline together. Display timelines.
24. **DESIGN A GAME** – Students create their games at home using large poster board. They find objects around the house as game pieces. Require that at least ten squares have facts from the story.
25. **SONG OR RAP** – Write a rap or song for the story. Students like to do these in small groups. Have them perform them with friends, if they choose to do so.
26. **AUTHOR INTERVIEWS** – Students write questions they might ask an author about a book. Video tape their interviews. Students can also role play this activity. One student interviews another student who pretends to be the author.
27. **SALES PITCH** – Students pretend they're salespeople or the authors themselves trying to sell a book.
28. **CARTOONS** – Students fold 8 x 11" white paper into squares. They create cartoons about the story. Dialogue bubbles are a must! Make sure they include the setting, main characters and the plot.
29. **VENN DIAGRAMS** – Students create Venn Diagrams comparing characters, settings, etc.
30. **PICTURE BOOK** – Design a picture book of a chapter book.
31. **DIFFERENT BEGINNINGS AND ENDINGS** – Students write different beginnings and ends to stories. Try it with fairy tales. It can be very humorous!

BOOK AND STORY IDEAS FOR THE CLASSROOM AND HOME

32. **ADD A CHARACTER** – Students explain to their small group why another character needs to be added to the story. The character has to change the plot in some way.
33. **LETTER TO THE AUTHOR** – Students write letters to authors to describe which characters they liked the best and why.
34. **EMOTIONAL REACTION** – Students write an emotional reaction about something that happened in a story. Example: Why a character did something they didn't agree with.
35. **MESSAGE BOARD** – Students write messages to the characters and post them on large paper. Display.
36. **MAPS** – Students create maps for places in the stories – Could be a map of a neighborhood, town, city.
37. **COMPARE CHARACTERS** – Write comparisons of two different characters from different stories.
38. **CHARACTER CHARTS** – Make character charts and list character traits of main characters. Get in small groups and compare their characters.
39. **VENN DIAGRAMS** – Venn diagrams can be used for likenesses and differences of main characters/settings.
40. **NEWSPAPER** – Create a newspaper that has all the sections related to the story in some way. Example: Weather –description of the weather during a particular day that something happens in the story. Sports- Article about two main characters competing in a particular sport.
41. **QUOTE** – Students choose a quote from the book that has significance. They should explain why they chose it. Make it the quote of the day. Good with biographies and autobiographies.
42. **WRITE A LETTER** – Write a letter to a friend explaining why he/she should read the book. Some ask if they can write a letter to a pen pal or their favorite aunt.
43. **CHARACTER DESCRIPTION** – Students write descriptions of what the main character would be like in thirty years.
44. **TRAVEL BROCHURE** – Create tri-fold travel brochures of the novels. I bring many to class to show them what they look like before we do this activity. One section is "characters", the others "setting" and "plot".
45. **ARTIFACT** – Students find something around the house that relates to the story. They share it in small groups and explain its significance.
46. **CONFLICT/RESOLUTION** – Describe what conflict and resolution is, then ask students to describe a situation in the story that demonstrates conflict/ resolution.
47. **TEN QUESTIONS** – Write ten questions they'd like to ask a character, other than the main character.
48. **POEM** -Write a poem (haiku or other) about the story. Have a poetry day.
49. **BOOKMARK** – Design huge bookmarks for the books. Stress that they must be colorful. Students bring things from home to decorate them. Display bookmarks around the room or in the hallway.
51. **PEEP BOX** – Students design dioramas about the story. Can be a diorama in a shoe box with a piece of cardboard covering the front. Create an unusual scene from the book. Cut a hole in the cardboard covering the opening of the shoe box so students can see the inside of the shoe box.
52. **WANTED POSTER** – Create posters with descriptions of the characters and why they're wanted. Stress physical and emotional traits. Example: "Wanted" for solving a difficult mystery. "Has freckles on nose, wears black sneakers. Can be very serious at times."
53. **MOBILE** – Use colored plastic clothes hangers. Include cut-outs of characters and pictures from the books. Some of my students have used tiny stuffed animals, feathers, origami animals. Stress that they must attach the items to the close hange using ribbon, colored string. The title of the book and the author's name must be included.
54. **TECHNOLOGY** – Use software to create new book covers or to draw illustrations for a chapter book.
55. **DEMONSTRATIONS** – Students do demonstrations about something they learned after reading "How to" books. I'll never forget the volcano that exploded all over my room! My student didn't measure the correct amount of vinegar and baking soda!
56. **TWENTY QUESTIONS** – Students write 20 important questions about a story. Questions must be composed so that they name specific names/date/ and other important information from the book.
57. **MORNING ANNOUNCEMENTS** – Have kids announce the books they're reading over the intercom during morning announcements with a one line blurb to motivate others to read the book.
58. **COULD IT HAVE HAPPENED?** – Describe part of the story that couldn't have happened. Have students explain why it wouldn't be possible.
59. **PANTOMINES** – Students silently act out a part of a book and have other students guess what it is.
60. **LISTS** – Students make lists of related items in their stories or lists of things characters did. Example: List all of the places where Maniac Magee lived. List all the foods that are in a story, or sports teams, musical instruments, towns, cities.
61. **CHARACTER LETTERS** – Students write letters from one character to another. This can be done using two different stories.
62. **JOURNAL ENTRIES** – After each chapter, students write their responses to the chapters. What they liked, didn't like, what they understood or didn't understand.
62. **BOOK JACKET BLURB** – Have students write new book jacket blurbs for their stories. Explain that it might convince a friend to read the book.
64. **IMPORTANCE OF THE TITLE** – Students describe the importance of the title. This can be tough, other times, it's very obvious.
65. **AUTHOR'S PURPOSE** – Students explain why they thought the author wrote the book.
66. **AUTHOR INFORMATION** – Do Google Searches for authors' bio's of the books students are reading. Print them out and have students read the bio's BEFORE they read the stories. Have them compare their lives with the authors' lives.
67. **COMPARISONS** – Students compare something in the stories with something that happened to the author (see #66) or something the author included in story that he/she did in real life.
68. **DICTIONARY** – Students make a dictionary of unusual words from a story. Stress ABC order.
69. **QUIZ** – Students create a quiz with true/false, multiple choice, fill in the blank questions about their stories.
70. **CHARACTER ADMIRATION** – Students select characters they admire and explain why they liked and related to them.
71. **PHONE CONVERSATIONS** – Students write phone conversations between two characters from their stories.
72. **SETTINGS -COMPARISON** – Students write descriptions for new settings for their stories. They explain why it's better than one in the book.
73. **SPEECH** – Pick a current event issue. Students give speeches about the issues based on what characters in their stories believe.

BOOK AND STORY IDEAS FOR THE CLASSROOM AND HOME

71. **PHONE CONVERSATIONS** – Students write phone conversations between two characters from their stories.
72. **SETTING** – Students write descriptions for new settings for their stories. They explain why it's better than one in the book.
73. **SPEECH** – Pick a current event issue. Students give speeches about the issues based on what characters in their stories believe.
74. **SYMBOL, FLAG OR ICON** – Design a flag, symbol or icon that represents something in the story. Discuss why it's important
75. **WHO WHAT WHY WHEN WHERE and HOW CHARTS** – Students list the words on the side of their papers. They write information about the stories next to the words.
76. **"I WONDER..."** Students write ten "I Wonder" questions about the stories they're reading.
77. **ADD A CHARACTER** – Students add new characters to their stories. Let them add themselves if they want to. They have to explain the significance of a character's role and if his/her role changes the plot in any way.
78. **PARTY DAY** – Throw a party for the main characters of books as a culminating activity. Classroom activities can be displayed like pictures, word walls, etc. Invite an administrator to come to the party.
79. **CHARACTER CORNER** – Students draw large pictures of their characters to display in the classroom. Attach them on thin rope and display. Stretch across a part of the room.
80. **FIGURATIVE LANGUAGE** – Students make a list of similes, metaphors, personification found in their stories.
81. **EVALUATION** – Students evaluate sections of their stories using the four star method. Four being the highest rating. They discuss their evaluations and explain why they chose the number of stars they did.
82. **CEREAL BOXES** – Cut white paper to fit the boxes. Have the kids design new covers for their novels and then glue them on the boxes. Display around the room or in the library. Empty tissue boxes can be used too.
83. **BUILDINGS** – If books are read about a culture (Roman Empire, etc) have them construct a building and bring it to school on a board or heavy cardboard. These make great displays in school libraries.
84. **SPACE** – If students read books about space or space travel, have them construct a rocket or something else space related. Legos are fantastic for this project. I had one student make a liftoff platform and a rocket that was about three feet tall. He donated it to my classroom when he left that year. I use it as an example for the following year's class.
85. **MUSIC** – If students read books about musicians or music, some may want to write their own songs to present to the class (instrumental or vocal). Or they may write songs for other books they're reading.
86. **ART** – If students read books about famous artists, use large pictures of the original artwork of an artist. Cut them in half the lengthwise and paste one half of it to a piece of white construction paper. Have them try and replicate the portion of the drawing or sculpture to make the drawing whole. For instance, if the picture is of a person's face, cut the face in half lengthwise and try to replicate the other side of the face next to the original picture. This project gets incredible comments! I display them in the foyer of the building for all to see.
87. **PICTURE BOOKS** - Students create picture books of their chapter books. Have them share their books with younger students They can give the the books as gifts to the younger kids.
88. **READ-A-LOUD** – Have students get into pairs. Ask that they read a chapter they like from the story to their partner. The partner is required to write down three questions about the chapter. Great for listening skills.
89. **LOCAL AUTHOR** - Invite a local author to speak to students. Our PTO sponsors these events and pays fees they charge.
90. **CHARACTER (ANIMAL)** - Students write a paragraph explaining what kind of animal the main character is similar to. Have them describe the human traits that might be similar to animal traits. For example: The main character, who is sly might be a fox. Some of their responses are funny! One student said that a character he read about should be a dog because his dog always pokes his nose in other peoples' business and gets into the kitchen garbage can.
91. **TEE SHIRTS** – Students design tee shirts that represent stories they're reading. Use a tee shirt template, make copies and display tee shirts in the classroom.
92. **END OF THE YEAR ACTIVITY** – As a culminating activity have students write letters to the students who will be with you the following year. They have to describe their favorite book and explain why they liked it. They begin the letter with "Dear New Student... At the beginning of the new year, hand each of your new students the letters, as they walk into your classroom. Students love getting personal notes like these.
93. **SEQUEL** – Students write a couple of paragraphs to describe what the sequel of a book might be and why.
94. **FOR SALE** - Students write classified ads to "sell" things that are in stories they're reading. Stress descriptive writing. Example for a historical fiction book: "FOR SALE: One used covered wagon.. Missing one wheel. Took a family and their belongings from Boston to California. Needs a good home."
95. **FAVORITE SPORT**-- In small groups, students discuss a sport the main character would like to play. They must back up their reasons based on a fact in the story. Example: The main character is very tall, so he might like to play basketball.
96. **LETTER TO THE PRESIDENT** – Students write letters to the President, explaining why and how the book would take the President's mind off his busy and stressful job.
97. **FLASHCARD VOCABULARY** – Students make up their own flashcards of unusual words from a story. Definitions on one side, the words on the other side. Play a game for points, with students trying to guess the meanings of the words.
98. **BOOK SWAP** – Have a book swap with another class. Make sure it's not a book given to a student by a special relative or friend as a gift! Students must summarize the stories and explain why they liked them.
99. **COLLAGE (SETTING)** – Cut pictures from magazines to create setting collages, character collages etc. Example: setting could be a busy New York City background, the main character could be a famous basketball player, etc. Some may want to draw their own pictures. Glue the main characters as overlays on the setting. Book titles and character names should be on each collage.
100. **POWERPOINT** – Students create PowerPoint Presentations of their books. Caution about using clip art from the Web due to copyright issues.
101. **PAPER PLATE MASKS** - Design characters' faces on white paper plates. Preferably white paper plates. Use yarn for hair, buttons for noses. Colored chalk for shading. Students wear masks (small groups) and discuss their role in their stories.

BOOK AND STORY IDEAS FOR THE CLASSROOM AND HOME

102. **PUPPETS ON A STICK** - Buy popsicle sticks (wooden craft sticks) and have students design small pictures of their characters. They can share them in small or whole groups by introducing their characters in the first person. "Hi I'm (character's name) from the book (title) and I'm important in the story because_____ I purchase the sticks from Oriental Trading Co. [Popsicle sticks - Oriental Trading](#) There are finger puppets that can be purchased. Fairy Tales finger puppets are fun! [Finger Puppet Assortment](#)
103. **WORD SEARCH** - Students create a word search page, using words from the story. Copies can be made so all students have one to do. Use graph paper and be sure the title of the book and student's name is at the top.
104. **CROSSWORD PUZZLES** - Using graph paper, students create crossword puzzles using vocabulary words. They exchange them in small groups to work on.
105. **FACEBOOK** - Students create a Facebook page for the main character.
106. **TWITTER** - Students write a Twitter conversation between two characters who may have had a problem in the story.
107. **RECIPE** - Students think of a main dish, dessert or appetizer a character would like. They include the ingredients and how to make it.
108. **BOOK TITLE** - Students create a new title for the story and explain why they selected it.
109. **TRAVEL BROCHURE TRIFOLDS** - Use white construction paper and fold lengthwise to create trifolds. Students create travel brochures for a place mentioned in a story. They draw pictures and write descriptions of them. Text should be persuasive to encourage people to visit the location.
110. **HERO** - Ask what a hero is. Have students think of someone they think is a hero. Have them share their answers. Discuss the qualities of a hero by referring to a book or story that students are familiar with. Then have them write the hero of a story they're reading or have read.
111. **CAUSE / EFFECT** - Ask volunteers to describe a situation that is cause/ effect. Write the following on the board.
Joe fell off his bike. Joe hurt his arm. Ask what caused Joe to hurt his arm. Have students an example of another cause/effect situation in a story they're reading.
112. **AUTHOR'S PURPOSE** - Select a story students are familiar with and ask why the author might have written it. Responses might be the author chose to write the story to make people laugh (humor) or to provide people with historical facts.
113. **SETTING** - Ask what the setting of a story is by selecting a story students are familiar with. Ask them to write a description of a setting they're familiar with. (school, home, a vacation setting, store, etc.)
114. **CHARACTERS** - Have students describe a character from a story they're familiar with. This can also be a lesson about distinguishing the main character from other characters in the story.
115. **PLOT** - Ask students what the plot of a story is from a book they've read in class. Ask volunteers to explain the components of a story (beginning, middle, end). Have them write a brief summary of a story they're familiar with.
116. **PARTS OF SPEECH** - This can be a game. Write NOUN on the board. Tell students they have one minute to find 10 nouns in the book they're reading and write them down. The first one to find 15 raises his or her hand and reads the words. If they're all nouns, give points. Play for a certain amount of time at can be slightly used classroom paper back books. Do a different part of speech each day. Award certificates can be given when the contests are over.
117. **STORYTELLING** - Write components of a story on popsicle sticks. (main character, setting, plot, rising/falling actions, climax, author's purpose, tone, mood, theme, etc. Have students sit in circle. Put the sticks in a container. The container is passed around the group and each student draws a stick from the can. When they all have a stick, give them a few minutes to think of their responses then have them respond to the topics on their sticks. This is good if students are reading the same book.
118. **SURPRISE!** - Students write a brief description about something that happened in the story that surprised them. Have them read their responses in small groups so they can discuss their varied reactions.
119. **CONVINCE ME!** - This is best done if students are reading different books. In small groups, They try to convince others in the group why they should read their books.
120. **PARENT OPINIONS** - Great to use as a homework assignment. Give students a week to do this activity. Have them write a summary of the book, then ask a parent/guardian to write their opinion about the story. Can be used as a way for students to earn bonus points. Or have students write descriptions of the main characters and have parents critique their child's description.
121. **PREZI** - Students create Prezi presentations about a story.
122. **JAR OF COMMENTS** - Set up a jar with a label STORY COMMENTS - After students are reading a section of an article or chapter of a book, have them write brief comments about what they read on small slips of paper. Fold and place in the jar. They don't write their names on the slips. At the end of the class, pull some comments and read them aloud to the class.
123. **AWARD** - Students design an award for the main character or hero of a story. Create a display of the awards.
124. **WHAT'S THE PROBLEM?** - Small groups. Using the same story, students each write a paragraph about something they believe is a problem in the story. Give them a couple of minutes to write their paragraphs. When they're finished, they take turns reading their paragraphs. They have to come to a conclusion about which problem they think is the most important one.

I hope you enjoy my updated packet of 124 book activities!!

Please note: Some of the original 101 activities have been modified or changed, or have new information added to them.

I plan to continue adding new book activities to my long list, so I can share them with other teachers!

Be sure to check back to see if I've added more to this list. I'll mention it in the product description, when new ideas have been added. You can download the pages again!

If you have any questions or would like share a fun classroom activity with me, click on the tab "Product Q & A" and leave me a message. :)

Thank you for downloading my **124 Book Activities!!**

As a long time member of the TeachersPayTeachers "teacher family" it's been a pleasure to share my lessons and teaching resources, with other educators. Over the years, I've spent thousands of dollars, out of my own pocket, for things I needed for my classroom. For that reason, I offer many reasonably priced and free products on TpT that can be used year to year.

If you follow me on TpT, you'll be notified when I upload new lessons, book packets and other teaching resources.

Read my profile on Teachers Pay Teachers to learn more about me.

Thanks for stopping by!

Ruth

My customized categories. will save you from having to search through my store for something you're looking for.

BACK TO SCHOOL	Store: Ruth-S - TeachersPayTeachers.com
BEHAVIOR MANAGEMENT	Store: Ruth-S - TeachersPayTeachers.com
LITERATURE PACKETS -	Store: Ruth-S - TeachersPayTeachers.com
BOOK REPORTS	Store: Ruth-S - TeachersPayTeachers.com
COMMON CORE	Store: Ruth-S - TeachersPayTeachers.com
GRAMMAR	Store: Ruth-S - TeachersPayTeachers.com
HOLIDAYS	Store: Ruth-S - TeachersPayTeachers.com
IDIOMS	Store: Ruth-S - TeachersPayTeachers.com
MATH	Store: Ruth-S - TeachersPayTeachers.com
NONFICTION	Store: Ruth-S - TeachersPayTeachers.com
POETRY	Store: Ruth-S - TeachersPayTeachers.com
POSTERS	Store: Ruth-S - TeachersPayTeachers.com
SOCIAL STUDIES/HISTORY	Store: Ruth-S - TeachersPayTeachers.com
TASK CARDS/VOCABULARY DETECTIVE CONTESTS	Store: Ruth-S - TeachersPayTeachers.com

I've included many activities on my Pinterest board that include websites where you can find: my resources, teaching tips, Common Core resources, brain breaks, teacher blogs, technology tips, behavior management suggestions, interactive online games, classroom decorating ideas and much more. It's great fun sharing them with other teachers!

Pinterest [Ruth's Ready to Print Worksheets on TpT and Teaching Ideas on Pintere...](#)

My Blog [Teacher Park](#) This is a blog mainly for teachers.

Facebook <https://www.facebook.com/pages/TeacherPark-by-Ruth-S/131077250338278>

Be sure to sign on to Facebook before clicking on the link.

I love comments! Let me know how you use my resources with your students and/or their grade levels.

Your comments earn YOU TpT credits!

Permission to copy **for single classroom use only.**

Electronic distribution limited to single classroom use only.

If any of my resources are priced items, **multiple user licenses are offered, at discount prices on TeachersPayTeachers.**

Not for public display on school websites, to use at teacher workshops, conferences, blogs or other websites.

Picture books are an excellent way to model reading strategies in grades K-12. Introduce a strategy. Read a picture book aloud, pausing to encourage large group discussions. Ask volunteers to offer their own ideas about the strategy. Also good for small group discussions. Below are some of my suggestions to model the strategies.

FIGURATIVE LANGUAGE

My Dog is as Smelly as a Dirty Sock - Hanoch Piven
Owl Moon - Jane Yolen
If You Were Toast and Other Metaphors - Nancy Loewen
Crazy Like a Fox - Loreen Leedy
Cloudy With a Chance of Meatballs - Judi Barrett
It's Raining Pigs and Noodles - Jack Prelutsky

INFERENCE

I Can Hear the Sun - Patricia Polacco
The Memory String - Eve Bunting
Miss Maggie - Cynthia Rylant
The Widow's Broom - Chris Van Allsburg
Why Mosquitos Buzz In People's Ears - Verna Aardema
Fly Away Home - Eve Bunting
The House on Maple Street - Bonnie Pryor

THEMES

The Man Who Walked Between the Towers - Mordecai Gerstein
Mr. Tiger Goes Wild - Eve Bunting
Pete & Pickles - Berkeley Breathed
Each Kindness - Jacqueline Woodson
You Are (NOT) Small - Anna Kang
Wild About Us - Karen Beaumont

PROBLEMS AND SOLUTIONS

Sylvester and the Magic Pebble - William Steig
The Most Amazing Thing - Ashley Spires
The Stray Dog - Marc Simont
Waiting Is Not Easy - Mo Willems
Where the Wild Things Are - Maurice Sendak
Jamaica's Find - Juanita Havill

CAUSE AND EFFECT

Chrysanthemum - Kevin Henkes
Someday a Tree - Eve Bunting
The Lorax - Dr. Seuss
If You Give a Mouse a Cookie - Laura Numeroff
The Runaway Mouse - Margaret Wise Brown
Legend of the Persian Carpet - Tomie de Paola

SEQUENCE

A Chair for My Mother - Vera B. Williams
Henry and Mudge: The First Book of Their Adventures - Cynthia Rylant
I'm Not Going to Chase the Cat Today - Jessica Harper
Kitten's First Full Moon - Kevin Hanks
The Very Hungry Caterpillar - Eric Carle

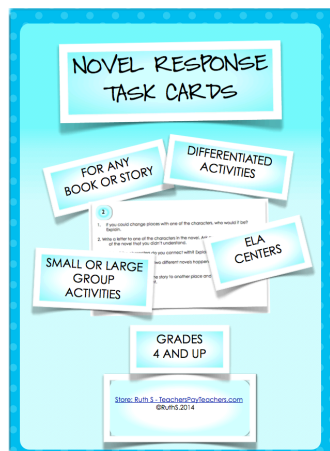
COMPARE AND CONTRAST

First Day Jitters - Julie Danneberg
Long Ago - Roxanne Lanczak Williams
Sheila Rae, The Brave - Kevin Henkes
Stellaluna - Janell Cannon
Toot and Puddle - Holly Hobbie Fountas

DRAWING CONCLUSIONS

Alexander and the Terrible, Horrible, No Good, Very Bad Day - Judith Viorst
I Will Never, Not Ever Eat a Tomato - Lauren Child
Ira Says Goodbye - Bernard Waber
Julius, the Baby of the World - Kevin Henkes
Molly's Pilgrim - Barbara Cohen

The following pages are highlights of other resources available in my store.
CLICK ON THE COVERS FOR MORE INFORMATION.



NOVEL RESPONSE TASK CARDS

This is one of my MOST popular products and has been for several years! Teachers from all over the world are using my task cards!

There are **120 reading strategy activities, five per card that can be used with any book or story.** The activities were designed for multi-levels and to promote critical, and creative thinking. Laminate the cards so they can be used year to year. Great for small, large groups, with guided reading groups, literature circles and at ELA centers. Use as informal assessments or as writing prompts.

Teacher Comments

- ~ The proof a resource is great, is when students ask if they will be using it the next day.
- ~ Great to use with a variety of novels, literature circles or student choice!
- ~ Activities are varied and allow for student choice which is a huge thing within my classroom!
- ~ Tons of fun ideas that will engage readers of all levels and abilities!



SCOOT GAMES – FUN !

Everything you and your students need to play Scoot! Grab an answer sheet and join in the fun as you and your students move from station to station to complete the activities! Use these games to determine who has attained mastery and who needs a review.

Read teachers' comments below each description!

[SCOOT FUN! ADJECTIVES - TeachersPayTeachers.com](http://TeachersPayTeachers.com)

[SCOOT FUN! VERBS - TeachersPayTeachers.com](http://TeachersPayTeachers.com)


[SCOOT FUN! ADVERBS - TeachersPayTeachers.com](http://TeachersPayTeachers.com)

[SCOOT FUN! NOUNS - TeachersPayTeachers.com](http://TeachersPayTeachers.com)

[SCOOT FUN! NOUNS, VERBS, ADJECTIVES, ADVERBS - TeachersPayTeachers.com](http://TeachersPayTeachers.com)

[SCOOT FUN! PREPOSITIONS! - TeachersPayTeachers.com](http://TeachersPayTeachers.com)

[SCOOT FUN! SUBJECTS AND PREDICATES - TeachersPayTeachers.com](http://TeachersPayTeachers.com)



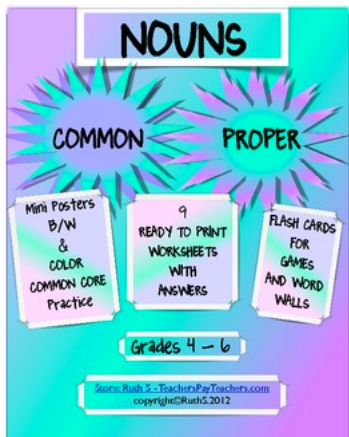
FANTASY ELEMENTS LITERATURE GUIDE

Students love fantasy novels! This 69 page ready to print packet **can be used with any fantasy story or book.** The activities provide your students with an in depth analysis of fantasy elements as well as a variety of different perspectives of writing and structure.

Included are fantasy posters that create a colorful display and teaching instructions.

Teachers' comments

- ~ Outstanding! Starting an interactive read aloud with fantasy soon. So many great things to choose from as we delve deep into the genre. Thank you!!!
- ~ Fabulous! The worksheets provide an exhaustive analysis of fantasy stories and many different perspectives on writing and structure!
- ~ Very detailed!!!! Love it!!!!



COMMON AND PROPER NOUNS PRACTICE FOR THE COMMON CORE

Do you have students who forget to capitalize proper nouns? These common and proper noun, ready to print worksheets, will help them remember how to identify them. Included are 64 common and proper noun cards that can be used to play games or for word walls. Several posters are in color and black/white. Students are also asked to find common and proper nouns in stories or articles they read.

Teachers' comments

- ~ Great grammar resource. So easy to use!!
- ~ Excited to use this!!
- ~ Lots of great things in this packet.
- ~ Wonderful...as always!
- ~ These were great activities for reviewing nouns.
- ~ Awesome! Thank you!



MANIC MAGEE TASK CARDS

Activities include **thought provoking open ended and opinion questions, literal and inferential questions, art activities, themes, cartoons, bullying, comparisons, and much more.** These cards can be used during reading and after reading the book. Laminate and use year to year. **Can be used in small or large groups, as independent seat work, as journal prompts or at centers.**

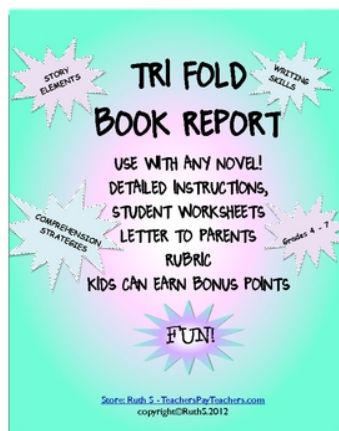
Templates are included for activities that require them. **There are twenty cards with 100 activities, 5 per card!** The activities are aligned with Common Core Reading Literature Standards for grades 4, 5 and 6. Writing standards may also be applied. Read teacher comments below the product description.

Teacher Comments

- ~ What a great resource to use where students can pick and choose what tasks they would like to complete. A great variety of tasks that will interest students. Thank you!
- ~ The kids loved this! Worked great!
- ~ This product really helped me create a great unit for Maniac Magee!

You may also like

[MANIAC MAGEE 32 Page Packet by Ruth S. | Teachers Pay Teachers](#)



TRIFOLD BOOK REPORT

These book report trifold pages help you assess your students' understanding of reading comprehension strategies. Use with any book or story!

Included are: plot, setting, characters, connections (text to text, text to self, text to world, themes, conflict/resolution, cause/effect, rising/falling actions/climax, and three main events.

Included are: plot, setting, characters, connections (text to text, text to self, text to world, themes, conflict/resolution, cause/effect, rising/falling actions/climax, and three main events.

Use the pages year to year with any fiction book or story.. Students will be motivated to work for the extra bonus points that are offered! A note to parents is also included with all the instructions about the report and a slip to send back to you. Complete instructions are included.

Teacher Comments

- ~ Great!! Can't wait to use this. Thanks for making it, it's a time saver and it also allows students to be accountable for what they read and makes them prove they have read it.
- ~ This provided variety into my classroom to encourage the students to write
- ~ What a creative way to organize a book report! I love this! Thank you!



SIMILES, METAPHORS AND MORE!

A perfect way to have your students learn about and use figurative language!

This packet of **ready to print student worksheets that can be used with any book or story**, is a great resource that can be used year to year to reinforce figurative language.

Each worksheet has an example and definition.

Included are worksheets for alliteration, similes, metaphors, oxymoron, personification, hyperbole and onomatopoeia. The sheets are also perfect for creating a flip book, lap book or to use as student reference guides.

Teacher Comments

- ~ Wonderful product for teaching figurative language! Thank you!
- ~ Very thorough! Thank you!
- ~ Can't wait to use this resource!
- ~ LOVE LOVE IT!! My students have had so much fun with this!
- ~ Love the fantastic visuals! I plan on putting them on a large piece on construction paper for my students to refer to and learn from :)



ADJECTIVE AND ADVERB GAME – COMMON CORE SUPPLEMENT


Playing my adjectives and adverbs game is a fun way for your students to review these parts of speech. Everything needed to play the game is included! Colorful game board, game markers, game stickers to give the winners, word wall signs, how-to instructions and 160 adjective and adverb cards.

Teacher Comments

- ~ 4th graders always need help with adverbs!!
- ~ I love this fresh and fun method for the ongoing practice and maintenance of a skill that can get quite boring for students.
- ~ My 6th graders loved it! I plan to pull it out and use periodically for rest of the year for ongoing practice and repetition. Thanks!
- ~ Great for centres and independent work. Thanks
- ~ Love this game as follow up to formal lessons on adjectives and adverbs.

You might also like


[Parts of Speech Posters Animal Theme by Ruth S. | Teachers Pay Teachers](#)




BLOOM BALL REPORTS

Teacher Comments

- ~Interesting visual approach to Bloom's! It's a refreshing change from posters and cubes!! Students enjoyed the challenge of populating each side and then assembling and sharing their questions.
- ~Great project for higher level thinking!
- ~This will be the third year that my students will start the year making Bloom Ball bio poems. Thanks for a great product!



Creativity and higher level thinking walk hand in hand as your students create their Bloom Ball reports. This project is based on the latest verbiage of Bloom's Taxonomy that encourages higher level thinking. Your students will have fun as they work together to write, draw, cut and glue the edges of the circles together to create their colorful reports. Included are two template sizes and complete instructions. They make wonderful classroom displays and you'll be tempted to show them off all year long!



CLOSE READING – POLAR BEARS

This is the perfect informational text, no prep resource, to **connect English Language arts with social studies and science!**

My packet of high interest creative polar bear activities will motivate your most reluctant readers to join in the fun!

The article about polar bears' lives in the arctic regions of Earth and how they survive, will inspire your students to research these beautiful animals on their own. The last paragraph poses a question and asks them to **draw conclusions** about the long term survival of the bears. What better way to motivate them to want to read **opposing points of view** on their own?

Have your students write a conversation between a mother bear and her cub. Practice **writing dialogue** helps students to think inferentially. A template with a photo and dialogue bubbles are provided. Award winning websites are also included.

COLOR THE STATES

These fun **COLOR THE U.S. STATES** activities will help your students become more familiar with the **U.S. state's names, capitals, shapes and locations.** I created this 48 page packet a number of years ago because many of my students couldn't even recognize the shape of our state, let alone know what the capital is! It's amazing how diligently they work on the different activities in this packet. They color the states according to the directions. For example, all states that begin with the letter N, might be colored with purple polka dots. Display these colorful maps around your classroom.

I presented this original project at a regional conference for several years and it was a huge hit. I received notes from teachers from all over the Northeastern region, Canada and other countries, saying it was the best way to teach our fifty states.

Teacher comments

- ~ Beautiful, comprehensive, motivating activities. I can't wait to use!
- ~ This was so much fun for my students and really got them interested in knowing where the states are. They enjoyed labeling the map and then coloring it according to the 'code, was the icing on the cake. Thanks!
- ~ This was an AMAZING activity for my students! I used it when I had an observation from my principal and he loved it too! Such a great hands-on way to learn where the states are located!

**You might also like my States Report Travel Agent Edition!
Students role play as travel agents! Read the teacher comments!**

[United States Reports - Travel Agent Edition by Ruth S. | Teachers Pay Teachers](#)





NONFICTION FIND IT AND CHECK IT

Help familiarize your students with non fiction features as they read articles and text books. **A student check list is included that students can keep in their notebooks, as a tool to use when they're reading any nonfiction text.**

The ready to print worksheets include the following:

- Nonfiction Student check It bookmarks
- Nonfiction Find it and Check it poster
- Nonfiction Find it and Check it Large Label
- Nonfiction Find it and Check it Organizer
- Nonfiction Animal Article with outline organizer
- Artist page for student illustrations

Student friendly websites for the animal activities

The animal article is about the Giant Panda. Students must determine the topic, subtopics and details based on facts in the article.

Teacher Comments

- ~ Excellent resource! Very thorough! Thanks for sharing!
- ~ Great for assessing text feature comprehension.
- ~ I love this! Will be used this during my non-fiction unit. Love the book marks with non-fiction features!



BRIAN'S WINTER

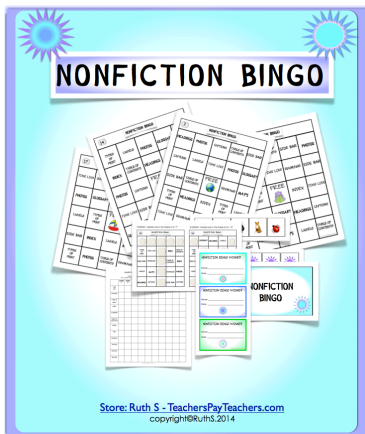
Gary Pauline's stories keep students on the edges of their seats!

Included in the packet are ready to print worksheets for plot, setting, characters, themes, letter writing, making connections, predictions, five senses, rising, falling actions, climax, figurative language, cause/effect, tic tac toe, bookmarks, response to text, drawing conclusions, inferences, story board, chapter trifold, interpretation of quotations, student created assessment, student contests, part of speech, conflict/resolution, posters, sequencing, verb tenses, capitalization, punctuation, summarizing, author biography, informational text activities with websites, student rate the book page and more..

Activities are designed to encourage student collaboration, discussion and interaction in small groups, in order to create the best possible responses.

Teacher Comments

- ~ I used this with my reading group and loved it! Great resource!
- ~ My students love this book and these activities support it perfectly :)
- ~ This was a fantastic resource to use with my Literature Circles. Thank you for taking the time to create it! :
- ~ This packets is awesome, especially since I'm starting the book Monday!



NONFICTION BINGO

Students **learn nonfiction text features as they have fun playing Bingo!** Included is a student reference sheet with nonfiction text feature terms and their definitions. This sheet is a valuable reference tool for students when they read or write nonfiction articles or text.

Run a weekly Bingo contest! Students who win the Bingo games put their Bingo coupons in the Bingo Jar and win prizes! Perfect for centers or small groups. Great for preparation and reinforcement of Common Core Informational text features. All instructions included!

Teacher Comments

- ~ Great job! I love all the products I've bought from you. I will have all 6th grade ELA next year, so I'm adding to my bag of tricks.
- ~ This is one of my favorite resources and the students love it! It has all text features and many ways for students to get a BINGO!
- ~ Wonderful! Kids enjoyed this! Used last year and looking forward to using it again this year. Thank you!!
- ~ Anything in the form of a game makes for such enjoyable learning (and teaching) can't wait to use this with my kids!
- ~ I played this with my strategy group. You gotta love it when you hear two kids say to each other, "That was fun!"


HAPPY BIRTHDAY!

Kids love to choose what they want to do on their birthdays! Print these out and keep them handy with a birthday calendar nearby. It's your special way of saying "Happy Birthday" to your students!

Teacher Comments

- ~ I've always searched for an economical way to celebrate birthdays. This will definitely be easy to implement and students will love it!
- ~ Second year Texas Teacher here! Thank You for sharing your creativity with this darling card. Economical and gives the student choices.
- ~ I use this every month. The options are perfect. Sitting next to a friend is their favorite.
- ~ This has been a HUGE hit in my classroom. THANK YOU!






FIGURATIVE LANGUAGE – CGART AND ACTIVITIES

This handy chart of figurative language terms, is a great way to reinforce figurative language terms and definitions. Each term has a definition with an example. Have your students keep it as a reference during writing activities. Included are ready to print student worksheets, list of terms and a mini figurative language poster. Answers are included. Use the poster as a Bulletin Board topper, display at centers or use for a word wall.

Teacher Comments

- ~ Loved the resources especially the reference chart. My students were definitely experts at figurative language by the end of our study!
- ~ This is a nice product to pre/post test students and introduce them to the different types of figurative language. It is also a great way to get kids not only to identify, but use the different types of figurative language as well.
- ~ I plan to use these as we review for our standardized tests! Thanks for saving me so much time!



CHEETAH – INFORMATIONAL TEXT

I love writing informational/nonfiction text!

When I was the Connecticut state representative on the Weekly Reader National Teacher Advisory Board, for twelve years, we state representatives worked with the editorial, marketing and graphic art staff to help write and design social studies and science articles that were printed in the Weekly Reader student magazine. From that experience, I developed my own line of packets to encourage a love of "real life" reading for my students. These activities are aligned with the Common Core, however, because some states aren't using the Core, the standards aren't listed on each page.

Teacher Comments

- ~ Ruth, This type of passage work is just what the boy I tutor has been needing. I will be watching for more of your great materials when you get them written. Love them!
- ~ Excellent reading comprehension resource!
- ~ I really like this article. Great quality! Great for encouraging students to go back and PROVE their answers. I love that you included a spot to write the paragraph # where students found their answers. Thanks for this awesome freebie!



POETRY TASK CARDS

Do you have students who just don't like to write poetry? These 27 Poetry Task Cards can be used to create poetry packets, as center activities or to model different types of poetry. Each card has a definition, example and picture of a particular poem. Included are traditional types of poems such as couplets, cinquains, odes and more. Humorous and serious poems are included. These cards will even motivate those students who say they don't like poetry, to join in the fun! This is also a time to blend poetry with art. Have your students select the poems they would like to illustrate, then display them around the room. Suggestions are given of how to use these cards and how to develop a poetry packet that is a great family keepsake!

Teacher Comments

- ~ Used this during the month of April for National Poetry Month! We loved it. Will be using it again this year!
- ~ I used this as an independent task. My students loved the idea of working on task cards instead of being taught poetry all over again!
- ~ This saved me tons of time, and my students LOVED it! We made flip books of our poems, and it was something they loved to do!



HOOT

Hoot received the 2002 Newbery Honor Book Award and for good reason. Some endangered burrowing owls are threatened by construction at Mother Paulas All-American Pancake House where the owls are discovered. This is a timely environmental issue, perfect for students to discuss the ways they'd solve the problem. My ready to print student worksheet packets save teachers time! These self explanatory, student worksheets are designed to encourage students to become **actively engaged readers** through conversation and collaboration with their peers in small groups. **Analyzing text, as they build on each others' responses, and articulating their own ideas, help students become self directed learners.**

Teacher Comments

- ~ Your student worksheets are beautifully produced, with meaningful learning and teaching activities that will help the learners develop their skills and relate to the novel. Thank you so much!
- ~ Super accompaniment to novel.
- ~ Love this! It was exactly what I wanted!
- ~ Common-core aligned-love love love this unit!

You might also like

[Bridge to Terabithia Student Worksheets by Ruth S. | Teachers Pay Teachers](#)



JOURNAL PROMPTS!

This is my huge THANK YOU to you, my followers and to all hard working, dedicated teachers, all over the world, who make a difference in their students' lives! My student friendly prompts packet, to date, has been downloaded over 130,000 times by teachers who need new ideas that will motivate their students to write! This packet has been updated and there are 270 prompts!

Watch your students' pencils fly across their papers as they respond to my prompts! Your reluctant writers will even join in the fun! My prompts can also be used as discussion starters or as one- a- day morning prompts. Read the many, many teacher comments below the product description. These prompts are being used with students in grades 4 and up! And yes! Middle and high school teachers use them too!

RUTH



NUMBER THE STARS

Ready to print student worksheets

71 pages

Detailed teaching instructions

BONUS! BACKGROUND INFORMATION ABOUT WORLD WAR II

Informational World War II article with questions/answers.

Maps of Europe and Denmark with questions /answers

Aligned with the Common Core

Websites, a student check list and many more activities are included.

Teacher Comments

~ An excellent resource with a variety of informational activities. This was great for helping me integrate social studies and ELA into my classroom!

~I loved everything about this! It covers every skill and the kids really enjoyed making their Number the Stars notebook to go with the story. Thank you :)



MOVIE / VIDEO REVIEW

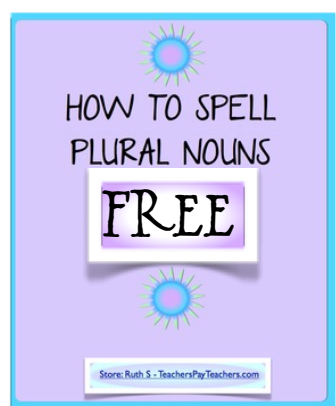
Do you want to keep your students focused as they watch movies in class? I created these movie review sheets for just that reason. There are student sheets for literature types of movies that require students look for certain story elements like plot, theme, setting, characters (antagonist, protagonist and other main characters), conflict/resolution. For fact based movies, like science, social studies and other nonfiction types of movies, they have to state facts and determine the point of view. A student evaluation form is included where they can rate the movie. The Artist Corner worksheet asks students to draw a picture, diagram, map or something that had an impact on them. Include these sheets in your sub folder so that your students are focused and stay on task.

Teacher Comments

~ Thanks for providing an easy-to-use resource to enable students to be held accountable for movie viewing. Some students need the extra accountability factor to stay focused and this provides that. I was able to print and copy. Easy breezy!

~ I love this. I usually have my students respond to a movie in some way, but this gives specific, concrete steps.

~ I use this all year long!



HOW TO SPELL PLURAL NOUNS

How many times have your students asked you how to spell plural nouns?

Students often need helpful reminders of how to spell them!.

This handy chart will help them remember the rules! Great for centers. Create a word wall! Worksheets and answers are included.


Teacher Comments

~ Plurals are always tricky! Love this!

~ Wow! You have great resources. Thanks a bunch!

~ Great for putting in the folders of my language groups!

~ YAY! Just what I was hoping to find today!



DESIGN – A – GAME BOOK REPORT

I created this book report a few years back, when I was my state's representative on the Weekly Reader's National Teacher Advisory Board. Since that time, I've had amazing reviews about it. Students, parents, administrators and teachers all love it!

You won't hear moans and groans when you announce this book report because the first thing you do is hand out the "Congratulations! You've been Selected to be a Game Designer" slips to your students. That's when the fun begins! Have a Game Day so students can play each others' games. Invite other classes to join in the fun! Great for grades 4 - 9

Teacher Comments

- ~ We are about to embark on this project. I've been keeping it a big 'secret' from my 110+ students . . . you know - anticipation. I'm anxious to introduce it this week. The plan is to have a huge game day when we are finished. I'm excited to see how it goes!
- ~ I hope my students are as excited about these games as I am-we begin them soon. What an easy way to differentiate instruction.
- ~ My seventh grade students loved this assignment. Their games were very creative and unique.
- ~ My fifth graders were so excited about this book report! They wanted to do it for every book they read!

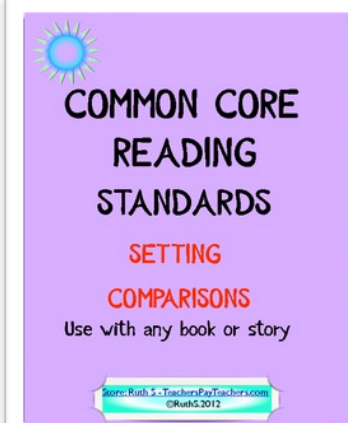


LANGSTON HUGHES – DREAMS POEM

Langston Hughes poem DREAMS seems like a simple poem, yet it teaches wonderful lessons. Your students will relate to this poem as they discuss its meaning and connect their dreams and goals to the poem. Included are activities that motivate students to "follow their dreams" and to write dream poems. These are great activities for Black History Month and Martin Luther King, Jr.'s birthday. Grades 5 and up.

Teacher Comments

- ~ I can't wait to use this with my gifted students. I am always looking for inspirational poetry to share during Black History month. Thanks for sharing this awesome resource!
- ~ What a beautiful resource for one of the most beautiful poems. Thank you!
- ~ Great resource! Can't believe it's free!
- ~ Thank you for this, I am getting ready to put together a MLK lesson plan and will use your recommendation of incorporating the activities. Thanks again!



COMMON CORE SETTING COMPARISONS


This packet of ready to print student worksheets for determining and **comparing settings** in stories, is aligned with Common Core RL.4.3 and RL.5.3 but can be used with any grade. There is a student friendly rubric and five excerpts from books that are used to determine the place and time of each story. The five excerpts from books are used as setting examples on separate worksheets. Students read the excerpts and answer questions about place and time settings. They must determine if the settings of time and place are stated or not.

Teacher Comments

- ~ Excellent way for students to practice comparing and contrasting setting.
- ~ Great flexible resource for use with any story.
- ~ I loved how you used setting examples from stories. Thanks!!

You may also like

[Common Core Cause and Effect Student Worksheets by Ruth S. | Teachers Pay Teachers](#)



SPELLING – DIFFERENTIATED ACTIVITIES

Differentiated spelling activities instill a love of words, if presented in meaningful and sometimes, humorous ways. No more memorizing lists and lists of words. No more writing spelling words ten times each! My differentiated activities are self-explanatory. Each page has directions and examples to give students a feeling of independence. Teacher directed instructions may be needed for a couple of pages, but for the most part, they are stand alone activities. Some may be used as informal assessments to determine mastery or who requires reviews.

Teacher Comments

- ~ Fabulous resource to have at my fingertips. I have students with learning disabilities in my class who will enjoy the tasks very much. Thank you.
- ~ Lesson planning for Spelling is not my niche, so this is really proving to be helpful for weekly spelling assignments!
- ~ Very helpful and useful when working to individualize and add some variety to my spelling activities.
- ~ What a great variety of activities for my students to use to practice their spelling words!
- ~ I discovered this while searching for resources for teaching syllabication. You have provided many opportunities for authentically "teaching" spelling. Thank you.



EDUCATION POSTERS

Inspire your students to think about education and learning by displaying these 8 1/2 inch by 11 inch posters in your classroom, all year. A survey sheet is included that asks students' opinions about education and success. Biography sheets are included. Twenty four quotations are included that can be laminated and used for classroom displays. A perfect monthly writing activity. Students discuss the meanings of the quotations and write their interpretations.

Teacher Comments

- ~ Amazing, over 30 quotes! I loved the clean look, too. Thank you so much.
- ~ This is an amazing product. I'm going to feature it this Saturday as part of our Secondary Saturday.
- ~ Amazing resource! I am so excited to use these quotations in my class, especially the final research projects:)
- ~ Cool resource to share! I love quotes and can always use more! Thank you, Ruth!
- ~ Just what I needed to help "perk up" our staff room. Thanks so much!

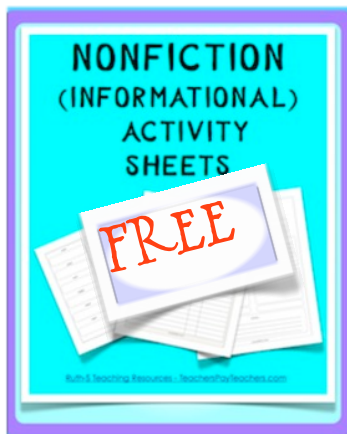


IDIOMS ARE FUN!

These idiom cards can be used for a variety of activities. A written activity requires the kids decide which sentences illustrate the idioms. Create a colorful display with pictures students draw of the literal meanings of them. Great for ESL students !

Teacher Comments

- ~ One of my favorite skills to teach, just got better.
- ~ Great product. The kids are using idioms even with each other.
- ~ Used these as a "Pictionary" type game with my students-they loved it. Thank you!
- ~ Perfect for my ESL learners!
- ~ My students enjoyed illustrating their idioms.

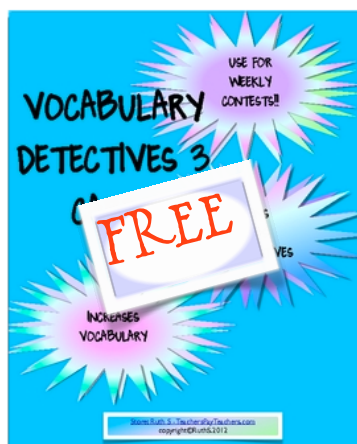


NONFICTION (INFORMATIONAL) ACTIVITY SHEETS

My non-fiction student worksheet template is best used with non-fiction books, autobiographies, biographies, articles and fact based texts. It's a great tool to help students become familiar with nonfiction text. The activities are aligned with the Common Core's section titled Reading Informational Text. Perfect for elementary, middle and high school students!

Teacher Comments

- ~ This will be very helpful for 10th graders, when, they are researching informational text to write an informational essay, thank you!
- ~ Great resource to help my students organize the information they gain from reading their text.
- ~ Love this! Great to do when we read our National Geographic Explorer and talk about non-fiction text features in my resource class.
- ~ What a wonderful way to hold students accountable for their reading. Thank you.
- ~ FABULOUS! THANK YOU FOR SHARING.



VOCABULARY DETECTIVE 3 CARDS – NOUNS, VERBS, ADJECTIVES


Another Vocabulary Detective task Card contest! Who doesn't love a contest? Run weekly contests using these noun, verb and adjective cards! Kids put their cards into the Detective Jar and can't wait for the drawings! Instructions are included. This is a valuable enrichment activity for word structure. FUN! Everything you need is included in this packet!

Teacher Comments

- ~ What an awesome idea to keep kids accountable during independent reading! Thanks!!
- ~ So much fun! My class loves these!
- ~ I was looking for an end of the year vocabulary focus while my students are reading their individualized novel. This is perfect because I know how much my kids love surprise drawings.
- ~ Super idea! My kids will love the competition and learn so much from their efforts! Thanks so much!
- ~ Love, love, love this idea to engage students in learning the parts of speech in an exciting way. I love the depth of it - not just fluff! Thanks so much.

See more Vocabulary Detective Task Cards

[Ruth S. Teaching Resources](#) | [Teachers Pay Teachers](#)



Students often have difficulty distinguishing between fact and opinion. These worksheets help them understand the differences. There are a variety of activities for a wide range of learners. Answers are included.

Teacher Comments

- ~ This is always tricky for students. This resource helped. Thank you.
 - ~ This is a great pack. It made our planning so much easier.
 - ~ I cannot wait to use these activities with my, largely, ELA class. Thank you for creating them.
 - ~ Great resource, looking forward to trying some of your other packs!
- Thanks for sharing



PHONICS DETECTIVE CARDS 1 – LONG VOWEL SOUNDS

Kids love contests! With the great response I've had about my six Vocabulary Detective Contests, I decided to create Phonics contests.

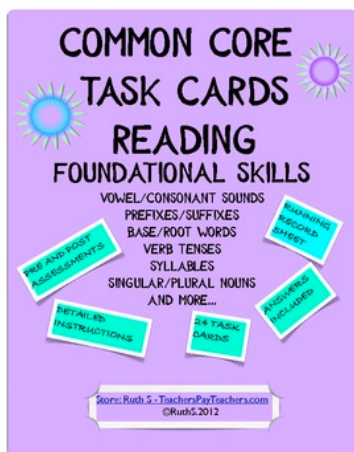
This is my first Phonics packet and are contests for long vowel sounds, including Y when it has a vowel sound.

The contests increase your students' phoneme awareness as they have fun finding words with long vowel sounds while reading books in class. They fill in the words they find on the coupons, then put them in the Phonics Detective jar and eagerly wait for the drawing at the end of the week!

These contests can be used for younger children just becoming familiar with vowel sounds or with older children who need reinforcement and review. We all know that in order to be a good reader, one needs to know how to decode words, thus these contests can be used by you, as informal assessments.

You might also like

[Phonics Detective Task Cards 2 Short Vowel Sounds by Ruth S. | Teachers Pay Teachers](#)



FOUNDATIONAL SKILLS TASK CARDS

These task cards are a perfect way to determine if your students have mastered foundational skills. You'll be amazed when you find that students in grades 4 and 5 often need a review of these important skills. This can happen if the skills aren't reviewed year to year. There are 24 cards

Teacher Comments

- ~ I love the way these cards are organized. It will be very helpful to know which, if any, of these very basic skills need more attention for the kids to be successful this year. Thank you so much!
- ~ Great as a pre-assessment or as a post!
- ~ I love using task cards and these will help my students review and show what they know!
- ~ Great resources to add to my literacy instruction.
- ~ Great source for independent student work.
- ~ Thanks-I'd forgotten I purchased these, but they will be perfect for my intervention group. Glad I stopped by to leave feedback.



COMMON AND PROPER NOUNS GAME

Kids love games! This common and proper nouns game is a fun way for your students to review nouns. Included in the packet are: a colorful game board, game markers, game stickers given to winners, complete "how to" instructions, word Wall signs, 140 common and proper cards, suggestions for other ways to use the cards.

Print on heavier stock paper and laminate the board and cards for future use.

Teacher Comments

- ~ Excellent!
- ~ Great center game!
- ~ Love it!
- ~ Great! Thank you!

You might also like

[Parts of Speech Posters Animal Theme by Ruth S. | Teachers Pay Teachers](#)



ST. PATRICK'S DAY – LEGEND OF IRISH LEPRECHAUNS – FUN ACTIVITIES

Fun! These St. Patrick's Day student worksheets and activities revolve around a one page story about the **Legend of Irish Leprechauns**. Students have fun determining how they'd catch a leprechaun and deciding what wishes they would want, if they were to catch one. Another worksheet is to fill in the blanks of the legend. A word bank is given. A mini lesson about context clues is also provided. Titles of other worksheets include: I Caught a Leprechaun, Grammar Leprechauns, Leprechaun Wanted Poster, Making Little Words and one that has 5 W questions. Some of the worksheets have drawing activities. I've included many ways that I use these worksheets.

You might also like ...

[Ireland Mini Report for St. Patricks Day by Ruth S. | Teachers Pay Teachers](#) FREE

NORTH POLE HEADLINE NEWS

Doesn't it seem like creativity in the classroom, is on the back burner these days? I, for one, encourage my students to use their imaginations and create visuals in their minds, of what they read and write.

North Pole Headline News encourages creative writing and gives students an opportunity, not only to use their imaginations, but to be humorous as well. This packet is also perfect for students to learn how to write catchy newspaper headlines and articles. I've included areas on each newspaper page where they can sketch imaginative drawings of the articles.

A few examples of the headline news titles are:

SANTA LOSES CELL PHONE
 RUDOLPH'S NOSE TURNS BLUE
 SANTA BUYS AN IPAD
 ELVES INVENT NEW TOY
 SANTA'S BASKETBALL TEAM TAKES 1ST PLACE

Also included are my instructions about writing headline news articles, a table of contents, a headline news cover page with a box for an illustration.

Teacher Comments

- ~ We used these during writing centers during the holidays and my kids loved it!
- ~ My students are having a blast with this newspaper idea. Thanks Ruth!
- ~ My students loved this activity

THE FIVE KERNELS OF CORN – THANKSGIVING

"**Five Kernels of Corn**" is an unforgettable TRUE story about the hardships the Pilgrims endured when they first came to the New World. It's based on authentic accounts written at that time.

Five kernels of corn refers to "**The Starving Time**" when the conditions were so harsh, each person was only allowed to have five kernels of corn to eat per day. The two page story's paragraphs are numbered for easy reference. Fifteen comprehension and opinion questions are provided. Also included are two pages of vocabulary words that students must use context clues, to determine their meanings. There is a copy of the story for the teacher that has the vocabulary words highlighted for easy reference. Other activities include: a sheet for students to summarize the plot of the story, a Five W chart and a page for students to create thumbnail sketches of two important events that happened to the Pilgrims. Also included is a painting where students create a dialogue between a Pilgrim and Native Americans and much more! There are MANY teaching suggestions with pre-reading activities and questions to ask students.

Teacher Comments

- ~ Great resource for Thanksgiving! Love it!
- ~ Very interesting and engaging for the kids!
- ~ My students LOVED this activity!
- ~ This is a well written packet--sixth graders learned a lot!
- ~ My students loved this activity!! Thank you!!

HALLOWEEN TASK CARDS

My Halloween task cards **reinforce important ELA skills** as you assess how well students organize their thoughts and ideas. Included are step-by-step instructions of how to write a Halloween story and how to plan a spooky Halloween party. An inferencing activity about a spooky city is included. Great for small group discussions! The activities motivate reluctant writers to join in the fun! Note-taking task cards for pre-writing activities include plot, characters, and settings. Other cards ask students to dress up their stories with spooky nouns, verbs, and adjectives. Halloween lined paper for the final copy of the story is included. How to Plan a Spooky Halloween Party is designed so each paragraph begins with transition words or phrases to help students write well developed stories. Open-ended activities dare your students to stretch their imaginations to finish each of the statements or story starter sentences. Illustration templates are provided for student pictures.

Teacher Comments

- ~ I used this last year and it was a hit. Looking forward to using it again!
- ~ My students really enjoyed this!
- ~ Planning to use these for centers next week. The kiddos will love them!



AUTUMN / FALL WRITING PAPER

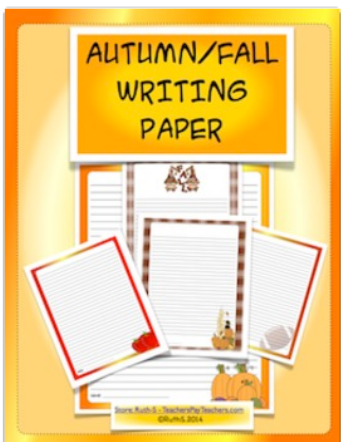
I designed these autumn writing pages with poetry and fall foliage stories in mind. Included in the packet are 21 lined pages on which students can write stories and poems after viewing websites that are included. As a Native New Englander, there's always a heightened sense of excitement as summer wanes and the signs of autumn begin to appear. There's nothing grander than seeing sugar maples dressed in their finest, brilliant red and orange foliage as the temperatures dip and Mother Nature paints her forests. I love adding student art work to resources I create, so there are four pages where they either draw a picture or color images. I've reduced opacity of a few images so students can write their stories or poems over them. Teaching suggestions are included and websites will walk your students through color splashed woods, past old barns and covered bridges to witness Mother Nature at her best.

Teacher Comments

- ~ Beautiful resource! Thank you!
- ~ These were wonderful pages to use to publish my students' writing. Thank you!

You might also like

[Autumn ELA Student Worksheets and Art Activities by Ruth S. | Teachers Pay Teachers](#)

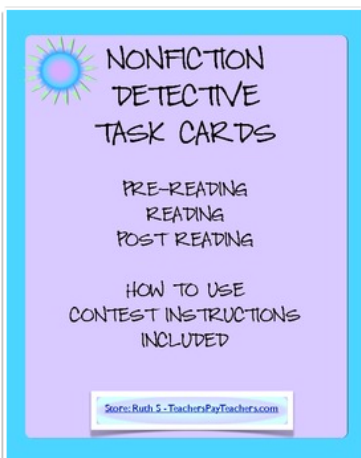


NONFICTION DETECTIVE TASK CARDS

Use with nonfiction books, articles or textbooks. There are pre-reading, while reading and post reading cards. Students rate the nonfiction text and discuss their opinions. Run Nonfiction Detective contests for rewards. Complete instructions, cards, and Detective Jar labels are included.

Teacher Comments

- ~ This is brilliant! Exactly what I needed for my kids!
- ~ A good activity for non fiction unit. Can be used for many different levels which is great.
- ~ Thanks!
- ~ Very helpful and easy to use. Thanks for sharing!
- ~ SUPER
- ~ Great Resource!
- ~ So much fun!



YOU DECIDE – ARTICLES OF CONFEDERATION OR THE CONSTITUTION

Why were the Articles of Confederation written and why was this document replaced by the U.S. Constitution? The activities in my packet provide a variety of differentiated activities that encourage debates, discussions and research on the Web. Included in this packet are KWLH charts for both documents, PRO/CON cards for both documents, a complete, partially completed and blank chart for comparisons of the two documents. There are a variety of cards and suggestions of how to use them as class activities or games. Many websites are included for different ability levels. MANY websites for reference are provided as well as teaching suggestions and answers for worksheets.

Teacher Comments

- ~ Wonderful
- ~ Great for SOL review!
- ~ Love it...going to use right after break!
- ~ Great resource!
- ~ Lots of great activities!



ALL OF MY RESOURCES ARE COVERED BY THE DMCA.

2016 All rights reserved. These products are bound by copyright laws. Redistributing, editing, selling, or posting them (or any part thereof) on the Internet are all strictly prohibited without first gaining permission from the author. **These products can be located by doing a Google search if placed on websites without permission from the author.** Violations are subject to the penalties of the Digital Millennium Copyright Act. Please contact the author if you wish to be granted special permissions.

THANK YOU FOR RESPECTING COPYTIGHT LAWS!

RUTH