

# COURTHOUSE QUILTERS NEWSLETTER

## What's Inside this Issue

- 1 . . . . . President's Letter
- 2 . . . . . Board and Chairs  
August Birthdays  
Sunshine & Shadows  
Hospitality
- 3 . . . . . Ice Cream Social  
Year at a Glance
- 4-5 . . . . . Retreats
- 6 . . . . . Applause, Applause  
Place to Go!
- 7-8 . . . . . Show and Tell
- 9 . . . . . Charity Quilting  
Storybook Quilts

## Upcoming Events

August 9

4:30 Board Meeting



6:30 Ice Cream Social and Whipped Cream Festival

September 13

10-4 Bethanne Nemesh Workshop, "Devil in the Details"

4:30 Board meeting

6:30 The Creative Process by Bethanne Nemesh



## President's Letter

Good call having only a nighttime program in July and August! A few things struck me while I listened to July's program. Although I totally enjoy learning from nationally ranked teachers, there's a lot to learn from fellow members as well. We are a very talented bunch, and there is such a range of skills and types of quilts we like to work on. I was inspired. It was also interesting learning how much thought and work went into the challenge quilts. If we mentally peel back the surface of the quilts, we can learn at many different levels.

Thank you all for being patient as we develop policies with respect to our retreats. As I have said, I take very seriously the responsibility of providing value to our members at the same time as protecting the guild both legally and financially. Many of you came early on a hot day to the board discussion on retreats, and offered helpful suggestions that I hope we can act on. Along those lines, we reformulated the survey and are sending it out electronically. We need to hear from you, even if you submitted the earlier survey and/or you have no interest in attending retreats. The survey is only 10 questions and anonymous, and if you have more to say, the Executive Board welcomes feedback.

The best value we can add to the guild is to evaluate what we care about most. Ask yourselves what we should continue doing, what we should stop doing, what we should start doing. We have a fixed pool of volunteer hours that is the resource we can draw on, and we should measure our needs against that. I don't want people getting burned out or disengaged because we're asking too much of them.


Next month, ice cream – YUM!

*Patty Gerdy*



## CHQ Online

Check our website for the latest workshops and supply lists, meeting news, cancellations, forms, **inclement weather announcements**, and just general information about the guild. **The Web Presence committee is working on a new website, so stay tuned for more information about that!!!**



The deadline for the newsletter is the Sunday one week after a meeting by midnight. Exceptions are May and show-year Octobers with a deadline of the Wednesday after a meeting. Send all of your articles, news, photos, and other newsworthy items to Jan.

For a complete listing of the holdings in the guild library, go to [www.librarything.com/catalog/CourthouseQuilters](http://www.librarything.com/catalog/CourthouseQuilters).

And don't forget to "friend" the guild on Facebook. Search for "Courthouse Quilters" and "like" us. We'll like you back!



### Board and Committee Chairs

<b>President</b> Patty Gertz	<b>Circulation</b> Cathie Giambalvo	<b>Licensing</b> Joanne Gardner	<b>Raffle Quilt—Design &amp; Creation</b> Babette Galinak Susan Fellin
<b>Vice President/Programs</b> Ellen Heath	<b>Door Prizes</b> Joanne Gardner	<b>Membership</b> Camille Quinton	<b>Special Events</b> Jill Ferrari
<b>Recording Secretary</b> Cass Garner	<b>Historian</b> Claire Rohloff	<b>Newsletter</b> Jan Hunold	<b>Web Presence</b> Karen Davis
<b>Corresponding Secretary</b> Sue Garcia	<b>Hospitality</b> Claire Rohloff Linda Allen	<b>Photographer</b> Twila O’Connell	Contact info is on the guild roster.
<b>Treasurer</b> Alice Sprenger	<b>Librarian</b> Mary Schwarzenberger	<b>Publicity</b> Judee Shuler	
<b>Charity Quilting</b> Andrea Cavallero			



### August Birthdays

- Fran B—August 29
- Cathie G—August 18
- Ellen H—August 17
- Lynda K—August 25
- Denise L—August 31
- Jean M—August 28
- Page M—August 14
- Dianne S—August 12



### Sunshine and Shadows

If you know of anyone in the guild who could use some cheering up, please contact Corresponding Secretary, Sue Garcia. She will send a card on behalf of the guild.



### Hospitality

Thanks to everyone who, in spite of the heat, brought treats to the July meeting: Claire R; Linda A; Al A; Sue G; Joan L; Jill F; Mary R; Elena S; Lynda O; Maria S; Kelly N; Andrea C; Jean M; Marla K; Ann P; Mary deS; Fran B. (I think it would have been shorter to list those who *didn't* bring something!!!)

For August, we have our annual ice cream social, but baked goodies are still welcomed if you feel the urge to bake!



### August Ice Cream Social

The August 9th meeting is our annual ICE CREAM SOCIAL! A time to cool off and build a sundae . . . where no one will make fun of you! The guild provides the ice cream and our members bring toppings and bottomings.

If your last name starts with: Please bring:

A thru I — Cold Drinks

J thru R — Toppings

S thru Z — Bottoms

#### Toppings:

- whipped cream
- Jimnies
- whipped cream
- choc syrup
- whipped Cream
- cut fruit
- whipped Cream
- nuts
- whipped Cream
- candy pieces
- bacon (bacon???)



#### Bottoms:

- brownies
- whipped cream
- pound cake
- whipped cream
- sponge cake
- whipped cream
- cut fruit
- whipped Cream
- angel food cake
- whipped cream
- cookies

### YEAR AT A GLANCE

9-Aug No workshop — Ice Cream Social

13-Sep Bethanne Nemesh - The Devil is in the Details —Bethanne Nemesh - The Creative Process

11-Oct Charity Sew — Auction

8-Nov TBD — Mark Lipinski - The Slow Stitching Movement

13-Dec Holiday Project — Holiday Party





## *Tips & Tricks from the Sewer's Retreat, June, 2015*

- Carol quote - "People are happy when they paint"
- Annie - put a note with an unfinished project when you put it away - it may be years before you get to it again and then you wonder where you were, etc.  
     Know when to throw in the towel - when there is too much pain.
- Betty - If you want to give something away and you bring it to a retreat - you may get ideas on what else you could do with it and end up taking it home again.  
     Make friends with Polly.
- Polly - use the fold and sew method for ideas on ways to use up fabric. See Peg Spradlin from National Quilters Circle for instruction.
- Liz - use old medicine containers for used sharps such as bent pins, etc.
- Cut borders on lengthwise grain - it doesn't stretch and will stabilize the whole piece.
- Alice - bring extra fabric for "precut pieces" . Drink more water.
- Jeannette- you only need to bring half the projects you want to finish. You'll be very busy admiring the work of others and collecting ideas to have time for all your projects.
- Claire - listen to Jeannette!



### *Projects Worked On-- just look at all the talent and experience we have as a group!*

Bonnie - three bags, pillow top, sun painting, bias cut top

Jann - wall hanging, vest, quilt blocks

Sue - queen-size log cabin star, Perkiomen blocks

Cass - three charity quilts and three Perkiomen blocks, sun painting

Linda - basted quilt and 26 saw - tooth stars

Claire -made bias top and gave instruction, sun dyeing and instruction, Silk scarf painting and instruction, Hand sewed a binding on a quilt, two square garment tops from "curtain" fabric.

Polly - quilt top from kit, one quilt top from layer cake, one quilt top from layer cake and charm square, three bibs, sun painting

Doris - embroidered quilt and a bag

Anne - handbag, cup organizer, crocheted baby blanket

Carol - Sedona quilt top, quilt top with Linda Wood-squares on Moda strip top, Christine Barnes wall hanging and table runner, six millefiori quilt blocks, landscape quilt, sun painting

Betty - Wizard of Oz - fold and sew blocks, border on crazy quilt, ½ components for a new project

Ann -cut and pieced pinwheels, four- patch and sewed 10 rows, added borders to a wall quilt

Alice -paper-pieced unit for Judy Niemeyer Fourth of July Quilt, sun painting

Dori - small hand-stitched silk art quilt, sun painting

Annie Palumbo - bias blouse, finished Daniel's baby quilt, 39 fold and sew quilt blocks

Jeannette - garment alterations (waiting three years to be done), sun painting, mosaic quilt - quilted and bound, silk painting, bias blouse

Bern - Secretariat Quilt - quilted, two sun-painted fabrics, two sun-painted scarves

Sharon - bias top and skirt, sun painting, knit top

Liz -quilt blocks

# FALL RETREAT—22-25 OCTOBER AT CROSS-ROADS CAMP AND RETREAT CENTER



2015 FALL CHQ QUILTING/SEWING RETREAT AT CROSS ROADS CAMP AND RETREAT CENTER, 29 Pleasant Grove Road, Port Murray, NJ

Come and sew to your hearts content to all hours of the night if you wish with no interruptions!!! Bring all your UFO's, weather it maybe quilting, garments to sew, knitting/crocheting what ever you want to work on!! Join your fellow CHQ friends!! Treat yourself to a weekend of good fun, good friends and good quilting!!! No house or bathrooms to clean, & no meals to cook!!

Thursday-Sunday, October 22-25, 2015

2 options: 3 nights, 5 meals = \$218.50\*

OR 2 nights, 4 meals = \$177.00\*

\*Prices are tentative.

The girls from the previous retreat decided to omit breakfast to have more time to sew. Therefore you can bring your own breakfast foods. We do have a kitchenette with a fridge and microwave. We also have unlimited coffee, tea and hot chocolate. Lunches and dinners are included. There are handicapped rooms, the facility is ALL on one level, no steps to climb!! Single rooms are available as well, just inquire for pricing. Above pricing is based on double occupancy. All rooms have 2 single beds with private bath and shower. Sheets and towels are included too.

A non-refundable \$50.00 deposit required to register. Balance due October 11, 2015. Call or email Susan Fellin for more details. 908-788-5881, [sdfellin2@comcast.net](mailto:sdfellin2@comcast.net)

---

## *Musings from a First Time at the Sew--er's Retreat, St. Francis*

Why would I go on a retreat? I have a sewing room and I really like to go places where I can take a class to learn something. Well, I found out why at the Sew-er's Retreat at St. Francis House in Easton and it was worth my time and money. I got to spend time with a group of funny, creative and giving people. I learned so many things, such as sun painting with Claire, appliqueing Linda Allen's way, watching Carol Esch create improvisational quilt art and Polly's amazing Square-in-a-Square technique to name a few. The place itself was beautiful and serene, the food excellent and the private room allowed me to quietly decompress from all the ideas spinning around in my head after seeing so many different projects. Well, I have one more thing crossed off my Quilter's Bucket list. How many goals are you crossing off the list?

*From Alice Sprenger*

## Applause, Applause

Mary Schwarzenberger donated two embellished bras to the shop for breast cancer patients at Fox Chase Cancer in Philadelphia. The shop sells bras and other special garments. They will be exhibited somewhere in the shop soon. The two bras were "More Than a Handful," which is one with two stuffed white gloves holding each breast. The other one was "Sea Cup," which has an ocean theme and is embellished with a starfish, a message in a bottle, and other sea items. These bras were made prior to our "Bra Brigade" calendar from 2011. If anyone has their bra hanging around (no pun intended!) and would like to donate it, Mary will be happy to bring it to Fox Chase for you.



*Sea Cup* by Mary Schwarzenberger

---

## MEMBER DEMOS

Applause to our own Al A, Patty G, Janis B and Ellen H for their demos in July. The process behind their challenge quilts was inspiring!!! We were all impressed with the complicated process involved in developing the original quilts!




---

## Place to Go!

**Radical Elements, thru October 19, 2015, National Academy of Sciences, 2101 Constitution Ave., N.W. in Washington, DC, No charge, but photo ID required. 9 a.m. to 5 p.m. on weekdays, closed weekends**

Organized by Studio Art Quilt Associates, Inc., (SAQA), this exhibition features 40 contemporary art quilts, each inspired by a different element from the periodic table. The artworks, relating to the elements in unique and witty ways, take quilting beyond the usual materials of fabric and thread. Materials used range from duct tape and aluminum foil to keyboard keys and dining utensils.

Curator Jill Rumoshosky Werner writes, "In a relatively short period of time, the field of art quilting ha[s] undergone a fundamental change. The primary focus ha[s] shifted from decorating the surface of a quilted wall hanging to a much broader acceptance of ideas, styles, and materials." It is her hope that this exhibition will expand perceptions and possibilities for both the viewing public and for future artists.

For more information, go to: <http://www.cpnas.org/>







Al A and Ellen H finished projects started in the Quilt Connection workshop. ↑ Al also finished his Linda K. Hahn quilt from another guild workshop. ← Way to go!!!

The Eyeballs quilting group made this spectacular, very personalized quilt for Mary S to take to her chemo treatments. Elena S points out her block, featuring Lindt chocolates! ↑ (They would be good with ice cream!!!)



Barbara U showed two quilts for grandchildren.



*Show and Tell*



← This is an example of sun painting from the Sew-er's Retreat., shown by Claire R. She also brought in a quilt from Kindred Quilts. ↓



This is another example of sun painting. The fish is a serendipitous event on the fabric! And the bubbles also. So Claire turned this into a pond image. →



Ann P made this red and blue pin-wheel quilt. ←

She also brought in her striking version of the Linda K. Hahn workshop quilt. →







Judy G brought in a few quilts for what will be her final Show and Tell. She's off to Florida! Far left, a quilt from the 1930s and no two fabrics are the same. Above, a quilt top copied from a Russian enamel cigarette case pattern. And finally, far left bottom, her very first quilt ever! Made for her baby son, who is now 45!!



← Karen D made this striking quilt for her goddaughter's wedding present.

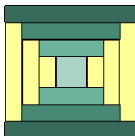
Cass G made this quilt for her granddaughter with "Mr. Toad Gets Dressed" fabric. →



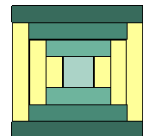
Marla K made this basket weave pattern out of a very colorful jelly roll. ←



*Courthouse Quilters Quilting Guild*



*The purpose of this Guild is to preserve and promote the tradition and history of quilting; to foster fellowship among interested persons in all aspects of quilting; to sponsor and support educational quilting activities; to encourage quilt making and collecting; to promote the appreciation of quilting throughout the communi-*







## Charity Quilting

Andrea C is the queen of charity quilting for the guild. Here she shows off some of the many pillow-cases made by guild members.



Special mention for Sue Eddy, who is visiting NJ from Mississippi. She made this applique block, but she also volunteered to take on a charity quilt, the beautiful Log Cabin shown below! Kudos to Sue!



Here are some more of the quilts made for charity.

## HELP WANTED!!

The guild has exhausted the local area with our Storybook Quilts and we are looking for new venues for their display. Our Storybook Quilts are usually displayed at libraries and in schools.

If you know of any venues in your area that might be interested in a fabulous, interesting, educational and appealing display of Storybook Quilts, please let us know!

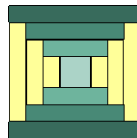


**Courthouse Quilters**

**P.O. Box 192**

**Flemington, NJ 08822**

Courthouse Quilters  
Darcy Lodge  
39 Everittstown Road  
Route 513, Frenchtown, NJ



**Directions from Flemington:**

Route 12 W to flashing red light at The National Hotel in Frenchtown. Turn right onto Route 513 and drive up steep hill. The Darcy Lodge will be 3/4 mile on the left.

**Directions from Clinton:**

Route I-78 to Exit 15 to route 513 S. Turn right at Burgdorf Realtors Route 513. Continue for 8 miles.