



A perfect time to order greeting cards



Fill your home with memories

16x20 and 20x24 wall portraits with frames are available



Portraits make great gifts

Lifetouch offers a variety of products. products may vary



We look forward to seeing you

Your
portrait
session

Date _____

Time to Arrive _____

Portraits will be taken at our location. Plan one hour for check-in, photography and portrait selection. You will view your images and have the opportunity to purchase additional portraits.


At your photography session, we accept cash, check or credit cards.



U.S. Only

U.S. Only

www.lifetouch.com



Portrait Guide

Preparing for your Lifetouch Portrait Session

Lifetouch®
Connecting You through
Family Photography



Celebrate family with Lifetouch photography

Lifetouch has been a trusted provider of family photography for over 75 years. We know how important portraits are to you and your family—they become priceless family treasures. We also know it may have been years since you and your family have had a professional portrait taken so you want to make sure they turn out great!



Enclosed are some tips and ideas to prepare for—and get the most out of—your upcoming professional Lifetouch portrait session.



Bring special people & meaningful items



- Invite grandparents and other family members & loved ones to join your portrait sitting—even if they are not members.
- With permission of your organization, you may bring your household pet to your portrait session. We know pets are part of the family.
- Bring meaningful items that express your individuality. Some popular choices are: sports equipment, musical instruments, hobby items, special toys or books.




Getting ready

Wear what you feel great in, whether it's casual or formal clothing. Here are some recommendations on what to wear for your photography session:

- Some poses are close-up, others are full-length, so plan outfits completely, including shoes.
- Tops with sleeves, at least to the elbow, are most flattering.
- Choose clothing in 2-4 similar-toned, solid colors and have everyone dress within that color palette. See the samples below:



White, grey and black with an accent color



Earth tones



Hair Avoid changing your hairstyle or cutting your hair right before your session.

Jewelry/Accessories Wear your special jewelry, hats, scarves, etc. Mention to the photographer if you would like to have your jewelry featured in your portrait.

Make-up Make-up should only be slightly heavier than normal—about what you would wear for an evening out.

Glasses If you wear glasses all the time, we suggest you wear them for your portraits—that's the real you.

Complexion Lifetouch offers portrait retouch that can soften facial lines and correct blemishes and scratches, scars, etc. We can also whiten teeth and eyes.