


Alphabet to Phonics

Foundational Reading Skills

Student Edition



3 BOOKS IN ONE

SIGNATURE PAGE DESIGN

NO COLOR - AVOIDS DISTRACTION

Alphabet to Phonics

Foundational Reading Skills

Student Edition

Copyright © 2014, 2016, 2020 by Nick J. DeCandia, BSME, CPA, BBA; contributor Rita D. Newman, BS Early Childhood Education, and its licensors. All rights reserved.

ISBN-13: 978-1500411688

ISBN-10: 150041168X

Printed in the United States of America. 1 2 3 ACS 14 16 20

Authors' biographies: Nick has a BSME from the University of Notre Dame. He's a CPA, with a second Bachelor's degree in Finance/Accounting - from the University of New Mexico. Nick became a nationally published author back in 2001, with "The New Face of the IRS" published in the January 2001 issue of Strategic Finance magazine.

Rita D. Newman has a Bachelor's of Science degree in Early Childhood Education, taught Kindergarten for a few years, and directed a very successful preschool for 23 years.

I dedicate this book to: my daughter - whose desire to learn to read in Kindergarten inspired this process; my mother whose preschool my daughter attended – inspiring her; and my wife, who gave me a family.

Origin of the reading program: my daughter attended my mom' Rita's preschool for two years, where she was introduced to the alphabet, as well as letter-sounds via a tape I played in the car. The following year, one month into Kindergarten, my daughter came to me and said, "Dad, I want to learn to read!" I bought a couple of books, but was surprised that they weren't getting it done. So, I asked a friend of mine, a former Montessori Preschool Director herself, whose son was reading on a 2nd grade level the year before – in the preschool class, how she taught her son to read. She said, "With 3-letter words!" At that point it dawned on me - if they knew three letter-sounds they could read a three-letter word. So, I started putting pages together, and it worked like a charm. In relatively short order, my daughter went from a non-reader to reading short-vowel books and beyond! "My Child's First Reading Book" was born, which really was my child's first reading book. -NJD, Author & Founder, Den Publishing Company.

Acknowledgment & thanks to the following early childhood education professionals: Swarupa Watlington, Wendy George, Cindy Rossner, and Dale Dickey.

Disclaimer: this book is not a substitute for adult supervision, nor are results guaranteed.

Evolution of content and titles: the original title is "My Child's First Reading Book" (MCFRB). However, Rita saw that it worked for more than just her granddaughter, when she started selling them at her preschool. So - she suggested a title change. That's when, simply, "First Reading Book" (FRB) came to be. Sometime later, I realized we could give students a little more help on the reading pages, by hyphenating the three-letter words (eg. "bat" to "b-a-t"). That's when "The Phonics Reading Book" (TPRB) was born. We still maintain FRB as it contains "whole language" reading pages (just "bat" and a picture of a baseball bat). Some years later, I started working with my church's pre-Kindergarten program. At that time, I decided to develop instruction to include the alphabet, as well as pre-phonics - the bridge between the alphabet and phonics. This gave birth to both "The Alphabet Book" (TAB) and "Pre-Phonics for Preschoolers" (PfP). Finally, I introduced a compilation title, "Alphabet to Phonics" (AtP). Note: all titles have both student and teacher's editions. Teacher's editions include detailed lesson plans, as well as individual assessments.

Email: CustomerService@DenPublishing.com

www.AlphabetToPhonics.com

www.DenPublishing.com



Quick Start Instructions - Alphabet to Phonics

The Reading App - In Hard Copy !!

Easy to Use & It Works !

1) Alphabet Knowledge - Does your student know the alphabet?
If not => Book 1 - Alphabet & Pre-Phonics or Flash Cards (Appendix A).



2) Sit With 'Em - ~5 minutes a day, 4 days per week.
Just a little of your time can make a world of progress!

3) Don't Skip Around - The lessons are short,
but are in a very specific order.

4) Reading Pages (bat, cat..) - Point & demonstrate individual
& combined sounds (b-a-t; bat). Have student do the same.

5) Review Pages - Don't skip these. With rhyming and page design,
this is where putting those sounds together really starts to jell!

6) Review Each Day* - start each new day with a brief review, and if you
feel they're up to it, cover the picture on the reading page.

7) Keep It Fun - "high fives" for progress made,
and use coloring pages to balance learning with fun!



*Notes: (1) ample review is going to be needed, as learning to read is a kin to us adults learning a new language; and getting over the newness of each letter having a sound & how to put those sounds together - may not happen the very first time through Chapter 1. Remember: any progress is our friend. Discouragement is the enemy; and (2) don't be alarmed if your child doesn't know one or more of the words / pictures. This will, also, be part of their learning experience, as well; (3) feel free to review & ear-mark certain previous letters/sounds that maybe used in the current lesson.

"The National Reading Panel's analysis made it clear that the best approach to reading instruction is one that incorporates: *Explicit instruction in phonemic awareness; *Systematic phonics instruction.."

National Reading Panel (via the NICHD) <http://www.nichd.nih.gov/research/supported/Pages/nrp.aspx/>

Learning To Read = 2 Steps

- 1) Learning The Letter Sounds
- 2) Putting Those Sounds Together

Den's Reading Program

Book 1 - Alphabet & Pre-Phonics
Alphabet & Practice Manipulating Sounds

Book 2 - Short Vowel Book Skills
Covers All Letter-Sounds, Except /Q/, and Practices with 3-Letter Words

Book 3 - Long Vowels, Blends & Segmenting of Big Words
Covering the Tools to Read Any Beginning Book !

Signature Page Design

Large pictures and letters for the student.

White on the outskirts helps focus attention - to the center of the page and the task at hand.

A a

Grayscale keeps interest level high, and provides coloring page.



Smaller prompt for the parent.

Parent tells student the name of the letter, asks child to repeat.
Suggested: *"These are both the letter /a/. That's a capital /A/ & that's a small /a/. Ankle and arrow both start with /a/."*

Head for the coloring page, for both fun and to reinforce the lesson!

Table of Contents - In Brief

Letter to Parents	11
Book 1: Alphabet & Pre-Phonics	12
Book 2: Phonics - Short Vowel Book Skills	101
Chapter 1 - Short Vowel /a/.....	102
Chapter 2 - Short Vowel /e/.....	135
Chapter 3 - Short Vowel /i/.....	156
Chapter 4 - Short Vowel /o/.....	175
Chapter 5 - Short Vowel /u/.....	194
Chapter 6 - More Consonants	213
Chapter 7 - Last of the Consonants	240
Book 3: Phonics - Long Vowels, Blends, & Segmenting	276
Chapter 8 - Long Vowels	277
Chapter 9 - Blends	286
Chapter 10 - Segmenting	335
Chapter 11 - Sight Words	350
Chapter 12 - Emergent Reading	361
Appendix A: Alphabet Flash Cards	382
Appendix B: Extra Help Remembering Letter-Sounds	390
Appendix C: List of All English Language Sounds	393
Index	394

Table of Contents

Letter to Parents	11
Book 1: Alphabet & Pre-Phonics	12
Week 1: a, b, c, pre-phonics, review	
Lesson 1: /A/-/a/ Alphabet Letter	13
Lesson 2: /B/-/b/ Alphabet Letter	15
Lesson 3: /C/-/c/ Alphabet Letter	17
Lesson 4: "f-ish" Pre-Phonics Practice	19
Lesson 5: A/a, B/b, C/c Review	21
Week 2: d, e, f, pre-phonics, review	
Lesson 6: /D/-/d/ Alphabet Letter	23
Lesson 7: /E/-/e/ Alphabet Letter	25
Lesson 8: /F/-/f/ Alphabet Letter	27
Lesson 9: "swing" Pre-Phonics Practice	29
Lesson 10: D/d, E/e, F/f Review	31
Week 3: g, h, i, pre-phonics, review	
Lesson 11: /G/-/g/ Alphabet Letter	33
Lesson 12: /H/-/h/ Alphabet Letter	35
Lesson 13: /I/-/i/ Alphabet Letter	37
Lesson 14: "hair" Pre-Phonics Practice	39
Lesson 15: G/g, H/h, I/i Review	41
Week 4: j, k, l, pre-phonics, review	
Lesson 16: /J/-/j/ Alphabet Letter	43
Lesson 17: /K/-/k/ Alphabet Letter	45
Lesson 18: /L/-/l/ Alphabet Letter	47
Lesson 19: "thumb" Pre-Phonics Practice	49
Lesson 20: J/j, K/k, L/l Review	51
Week 5: m, n, o, pre-phonics, review	
Lesson 21: /M/-/m/ Alphabet Letter	53
Lesson 22: /N/-/n/ Alphabet Letter	55
Lesson 23: /O/-/o/ Alphabet Letter	57
Lesson 24: "sheep" Pre-Phonics Practice	59
Lesson 25: M/m, N/n, O/o Review	61
Week 6: p, q, r, pre-phonics, review	
Lesson 26: /P/-/p/ Alphabet Letter	63
Lesson 27: /Q/-/q/ Alphabet Letter	65
Lesson 28: /R/-/r/ Alphabet Letter	67
Lesson 29: "chair" Pre-Phonics Practice	69
Lesson 30: P/p, Q/q, R/r Review	71
Week 7: s, t, u, pre-phonics, review	
Lesson 31: /S/-/s/ Alphabet Letter	73
Lesson 32: /T/-/t/ Alphabet Letter	75
Lesson 33: /U/-/u/ Alphabet Letter	77
Lesson 34: "dog" Pre-Phonics Practice	79
Lesson 35: S/s, T/t, U/u Review	81

Table of Contents (continued)

Week 8: v, w, x, pre-phonics, review	
Lesson 36: /V/-/v/ Alphabet Letter	83
Lesson 37: /W/-/w/ Alphabet Letter	85
Lesson 38: /X/-/x/ Alphabet Letter	87
Lesson 39: "bird" Pre-Phonics Practice	89
Lesson 40: V/v, W/w, X/x Review	91
Week 9: y, z, pre-phonics, review	
Lesson 41: /Y/-/y/ Alphabet Letter	93
Lesson 42: /Z/-/z/ Alphabet Letter	95
Lesson 43: "jump" Pre-Phonics Practice	97
Lesson 44: Y/y, Z/z Review	99
Book 2: Phonics - Short Vowel Book Skills	101
Chapter 1 - Short Vowel /a/	102
/a/ Short Vowel Sound	103
/b/ Letter Sound	105
/t/ Letter Sound	107
Review / "b-a-t" Lesson	109
"bat" Reading Page	111
/c/ Letter Sound	113
"cat" Reading Page	115
/h/ Letter Sound	117
Review / "c-a-t", "h-a-t" Lesson	119
"hat" Reading Page	121
/s/ Letter Sound	123
"sat" Reading Page	125
/m/ Letter Sound	127
"mat" Reading Page	129
Review / "s-a-t", "m-a-t" Lesson	131
Review/Assessment - Short Vowel /a/	133
Chapter 2 - Short Vowel /e/	135
/e/ Short Vowel Sound	136
/p/ Letter Sound	138
/n/ Letter Sound	140
Review / "p-e-n" Lesson	142
"pen" Reading Page	144
"ten" Reading Page	146
"men" Reading Page	148
"hen" Reading Page	150
Review / "m-e-n", "t-e-n", "h-e-n" Lesson	152
Review/Assessment - Short Vowel /e/.....	154

Table of Contents (continued)

Chapter 3 - Short Vowel /i/.....	156
/i/ Short Vowel Sound Lesson	157
"in" Reading Page Lesson	159
"pin" Reading Page Lesson	161
Review / "i", "i-n", "p-i-n" Lesson	163
/w/ Letter Sound Lesson	165
"win" Reading Page Lesson	167
"bin" Reading Page Lesson	169
Review / "w", "w-i-n", "b-i-n" Lesson	171
Review/Assessment - Short Vowel /i/	173
Chapter 4 - Short Vowel /o/	175
/o/ Short Vowel Sound Lesson	176
"on" Reading Page Lesson	178
"mom" Reading Page Lesson	180
Review / "o", "o-n", "m-o-m" Lesson	182
"hop" Reading Page Lesson	184
"mop" Reading Page Lesson	186
"pop" Reading Page Lesson	188
Review / "h-o-p", "m-o-p", "p-o-p" Lesson	190
Review/Assessment - Short Vowel /o/	192
Chapter 5 - Short Vowel /u/	194
/u/ Short Vowel Sound Lesson	195
"up" Reading Page Lesson	197
"cup" Reading Page Lesson	199
Review / "u", "u-p", "c-u-p" Lesson	201
"pup" Reading Page Lesson	203
/g/ Letter Sound Lesson	205
"gum" Reading Page Lesson	207
Review / "p-u-p", "g", "g-u-m" Lesson	209
Review/Assessment - Short Vowel /u/	211
Chapter 6 - More Consonants	213
/x/ Letter Sound Lesson	214
"ax" Reading Page Lesson	216
"ox" Reading Page Lesson	218
Review / "x", "a-x", "o-x" Lesson	220
/d/ Letter Sound Lesson	222
"dad" Reading Page Lesson	224
/f/ Letter Sound Lesson	226
Review / "d", "d-a-d", "f" Lesson	228
"fan" Reading Page Lesson	230
/v/ Letter Sound Lesson	232
"van" Reading Page Lesson	234
Review / "f-a-n", "v", "v-a-n" Lesson	236
Review/Assessment - More Consonants	238

Table of Contents (continued)

Chapter 7 - Last of the Consonants	240
/j/ Letter Sound Lesson	241
"jet" Reading Page Lesson	243
/k/ Letter Sound Lesson	245
Review / "j", "j-e-t", "k" Lesson	247
"kit" Reading Page Lesson	249
/r/ Letter Sound Lesson	251
"run" Reading Page Lesson	253
Review / "k-i-t", "r", "r-u-n" Lesson	255
/l/ Letter Sound Lesson	257
"lid" Reading Page Lesson	259
/y/ Letter Sound Lesson	261
Review / "l", "l-i-d", "y" Lesson	263
"yes" Reading Page Lesson	265
/z/ Letter Sound Lesson	267
"zip" Reading Page Lesson	269
Review / "y-e-s", "z", "z-i-p" Lesson.....	271
Review/Assessment - Last of the Consonants	273
Congratulations / Next Step	275
Book 3 - Long Vowels, Blends & Segmenting	276
Chapter 8 - Long Vowels	277
Long Vowel /a/ Lesson	278
Long Vowel /i/ Lesson	280
Long Vowel /o/ Lesson	282
Long Vowel /u/ Lesson	284
Chapter 9 - Blends	286
"st" Blend Lesson	287
"nd" Blend Lesson	289
"sh" Blend Lesson	291
"ck" Blend Lesson	293
"th" Blend Lesson	295
"ll" Blend Lesson	297
"ch" Blend Lesson	299
"wh" Blend Lesson	301
"ay" Blend Lesson	303
"oy" ("oi") Blend Lesson	305
"ng" Blend Lesson	307
"oa" Blend Lesson	309
"ee" Blend Lesson	311
"ea" Blend Lesson	313
"oo" Blend Lesson	315
"ow" Blend Lesson	317
"ou" Blend Lesson	319
"aw" Blend Lesson	321

Table of Contents (continued)

"ar" Blend Lesson	323
"er" Blend Lesson	325
"or" Blend Lesson	327
"ew" Blend Lesson	329
Soft /c/ = /s/ Lesson	331
"qu" Blend Lesson	333
Chapter 10 - Segmenting Skills	335
"rab-bit" Segmenting Lesson	336
"ti-ger" Segmenting Lesson	338
"ze-bra" Segmenting Lesson	340
"sn-ake" Segmenting Lesson	342
"sh-ark" Segmenting Lesson	344
"sk-unk" Segmenting Lesson	346
"dra-gon" Segmenting Lesson	348
Chapter 11 - Sight Words	350
"is" & "the" Sight Words Lesson	351
"of" & "you" Sight Words Lesson	353
"to" & "my" Sight Words Lesson	355
"are" & "do" Sight Words Lesson	357
"she" & "does" Sight Words Lesson	359
Chapter 12 - Emergent Reading	361
"I sat on a mat." Reading Lesson	362
"He jogs and she hops." Reading Lesson	364
"She bakes a cake." Reading Lesson	366
"We bike and hike." Reading Lesson	368
"You ride a bus." Reading Lesson	370
"I see rabbits." Reading Lesson	372
"She smells a skunk." Reading Lesson	374
"He hears a tiger." Reading Lesson	376
"We fear snakes and sharks." Reading Lesson	378
"You think of a dragon." Reading Lesson	380
Appendix A: Alphabet Flash Cards	382
Appendix B: Extra Help Remembering Letter-Sounds	390
Appendix C: List of All English Language Sounds	393
Index	394

Book 1:
Alphabet &
Pre-Phonics

A a




Parent tells student the name of the letter, asks child to repeat.
Suggested: *"These are both the letter /a/. That's a capital /A/ & that's a small /a/. Ankle and arrow both start with /a/."*

Head for the coloring page, for both fun and to reinforce the lesson!

A

a




B b



Parent tells student the name of the letter, asks child to repeat.
Suggested: *"These are both the letter /b/. That's a capital /B/ & that's a small /b/. Ball and box both start with /b/."*

Head for the coloring page, for both fun and to reinforce the lesson !

Bb



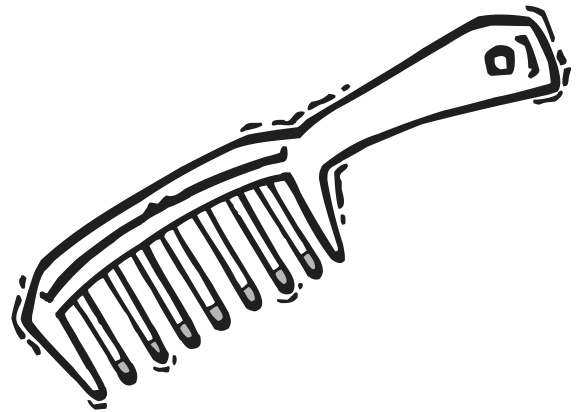
C c




Parent tells student the name of the letter, asks child to repeat.
Suggested: *"These are both the letter /c/. That's a capital /C/ & that's a small /c/. Car and comb both start with /c/."*
Head for the coloring page, for both fun and to reinforce the lesson!

C

C





Parent says, *"We're going to play a little game. If we say 'ff' and 'ish', and we put those sounds together - what do we get?"*

Pause/assist (with pic). Have student repeat sounds & word.

Head for coloring page.

A

a



B

b




C

c



A

a




B

b




C

c




Book 2:
Phonics - Short
Vowel Book
Skills

Chapter 1 - Short Vowel /a/



a

Parent prompt (suggested) - point and say,
"Apple starts with /a/ and sounds like "ah",
"apple - a - ah." Have your child repeat it - pointing.
Head for the coloring page, for both fun and to reinforce the lesson!



SAMPLE

a



b

Parent prompt (suggested) - point and say,
"Balloon starts with /b/ and sounds like "buh",
"balloon - b - buh." Have your child repeat it - pointing.
Head for the coloring page, for both fun and to reinforce the lesson!

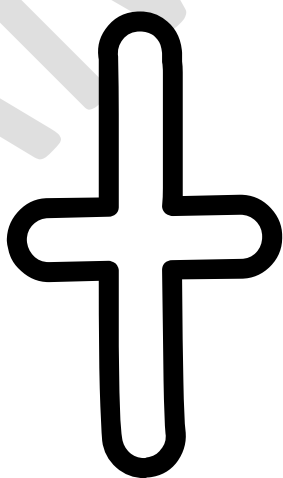
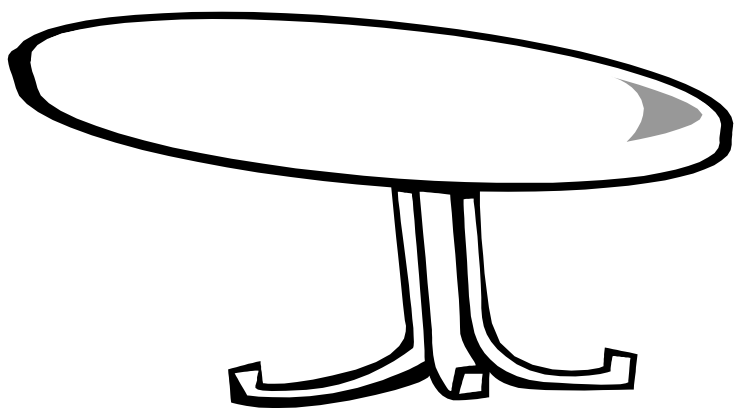


SAMPLE

b



Parent prompt (suggested) - point and say,
***"Table starts with /t/ and sounds like "tih",
"table - t - tih."*** Have your child repeat it - pointing.
Head for the coloring page, for both fun and to reinforce the lesson!




b

-




a

-




t

-




b-a-t



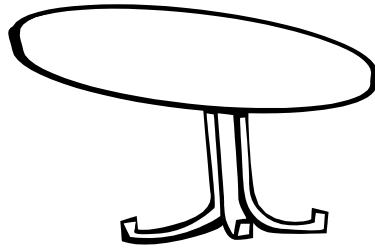
b -




a -



t -




b-a-t



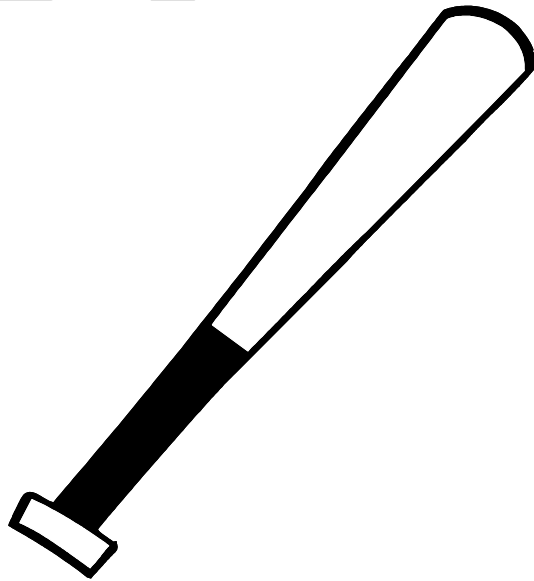
b - a - t

bat



b - a - t

bat



Den's Reading Program - Local & Correspondence Testimonials

"You should publish it!"

-K.K., Parent of a Kindergartner

"It's great!"

-C.C., Parent of a Kindergartner

"Hannah already can't put it down!"

-M.B., Parent of a Kindergartner

"Andrew is having a ball! He takes it to bed with him."

-J.H., Grandparent of a Four-Year Old

"That book is so very cute."

-S.W., Parent of a Kindergartner

"Thank you for such a great resource!"

-K.B., Kindergarten Teacher

"The pictures are gorgeous. This is great..!"

-W.G., Certified Reading Specialist

"He loves it! He just picked it up. He loves it."

-J.B., Mother of a 4 & 1/2 Year Old

"The program utilizes 80% or more of current research-based practices. The sequence of the materials was good. The book would have a specific purpose for beginning kindergarten. This is well done..."

-Utah State Textbook Adoption Committee

"It is a great book and Nyah already loves reading out of it..."

-J.V., Parent of a Preschooler

"I've looked it over (and my first thought was how well put together the book is)..."

-P.W., Aunt of a Preschooler

"I think it's a great start for any pre-school, kindergarten or first-grade child..."

-M.H., Reading Teacher for over 25 Years

-more-

The Alphabet Book
www.TheAlphabetBook.com*

Pre-Phonics For Preschoolers
www.Pre-PhonicsForPreschoolers.com*

My Child's First Reading Book
www.MyChildsFirstReadingBook.com

First Reading Book
www.FirstReadingBook.com

The Phonics Reading Book
www.PhonicsReadingBook.com

Alphabet to Phonics
www.AlphabetToPhonics.com

*combined website: TAB forwards to PfP.com