

EYE BALL MOVEMENT CURSOR CONTROL USING COMPUTER VISION

Srinivasan Sujitha¹, Mr.K.Raju²

¹ M. Tech, St Martin's Engineering College, Dhulapally, Medchal, Telangana, India.

² M. Tech, Assoc Prof. St Martin's Engineering College, Dhulapally, Medchal, Telangana, India.

Abstract-A few people groups can't skilled to work pc because of the reality of a disease. Eye controls of staggering use to no longer exclusively the eventual fate of characteristic enter anyway more prominent critically the debilitated and incapacitated. Additionally forcing a controlling gadget in it enables them to work pc barring the help of each other individual. It is additional gainful to impaired people groups. Those are have to work PCs without hand this one is most gainful those can work cursor by utilizing movement of eye. In this paper IP Camera is catching the picture of eye development. First find student focus job of eye. At that point the diverse variations on researcher job get special movement of cursor. The Implementation framework for Pupil identification utilizing Raspberry pi can deal with the cursor of the pc and moreover in this task Eye Aspect Ratio(EAR) is ascertained which speak to the snaps (left or right) utilizing Open source Computer Vision module of python programming dialect.The Raspberry Pi is a charge card measured single workstation or SoC makes utilization of ARM1176JZF-S center. SoC, or System on a Chip, is a methodology of putting all basic hardware for walking workstation on a solitary chip. Raspberry Pi wishes an Operating gadget to fire up. In the motivation behind value decrease, the Raspberry Pi overlooks any on-board non- unpredictable memory used to keep the boot loaders, Linux Kernels and document structures as found in additional standard implanted frameworks. Or maybe, a SD/MMC card opening is provided for this reason. After boot stack, according to the product application Raspberry Pi will get executed.

Existing System-

Controlling cursor remotely utilizing any remote gadget utilizing a software product like matlab.

Proposed System-

In our proposed framework the cursor development of pc is controlled by eye movement using raspberry pi.

I. INTRODUCTION

As of late there has been a developing enthusiasm for creating characteristic communication among human and PC. A few examinations for human-PC communication in widespread registering are presented. The vision-based interface approach removes movement information with no high value types of gear from an information video picture. Accordingly, vision-based methodology is considered a compelling strategy to create human PC interface frameworks. For vision-based human PC association, eye following is a hot issue. Eye following examination is recognized by the crisis of intelligent applications. In any case, to promote a dream based multimodal human PC interface framework, an eye following and their acknowledgment is finished. Constant eye input has been utilized most much of the time for incapacitated clients, who can utilize just their eyes for input.

II. LITERATURE SURVEY

This paper is gone for outlining and executing a human PC interface framework that tracks the bearing of the human eye utilizing EAR proportion for moving the cursor utilizing eye ball development, opening and shutting a specific symbol utilizing eye squints which is exceptionally useful for physically impaired people without appendages.

This paper is gone for outlining and executing a human PC interface framework that tracks the bearing of the human eye utilizing EAR proportion for moving the cursor utilizing eye ball development, opening and shutting a specific symbol utilizing eye squints which is exceptionally useful for physically impaired people without appendages.

In this paper open and shut eyes with historic points pi consequently identified by Real-Time Eye Blink Detection utilizing Facial Landmarks:

The eye angle proportion EAR in the above condition is plotted for a few edges of a video game plan. A solitary flicker is available. The plunge in the eye perspective proportion shows a squint.

III. BLOCK DIAGRAM

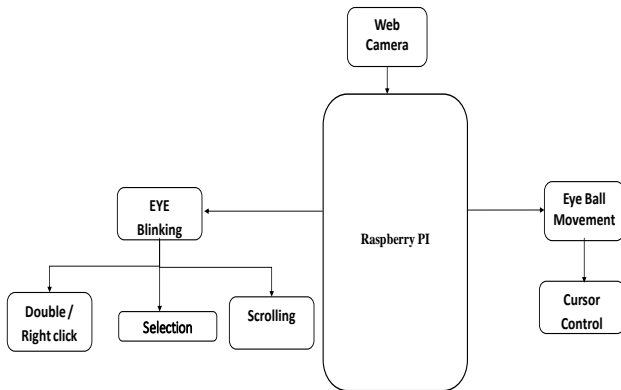


Fig.1: System Block Diagram

The above square graph speaks to the equipment, enter and yield of the total undertaking. Raspberry pi 3 is a solitary board PC with 1.2 GHz ARMv8 (BCM2837) processor pace with 1 GB of RAM and in-manufactured Wi-Fi and Bluetooth. A web computerized camera is associated with the Raspberry pi keeping in mind the end goal to supply PC vision to the machine. The advanced camera will grab the eye movement and subsequently move the cursor of the pc mouse. Likewise at the indistinguishable time it will watch the flickering of the eyes and will do the accompanying activities like twofold or right snap, choosing a particular part, looking over the PC mouse.

Schematic Diagram

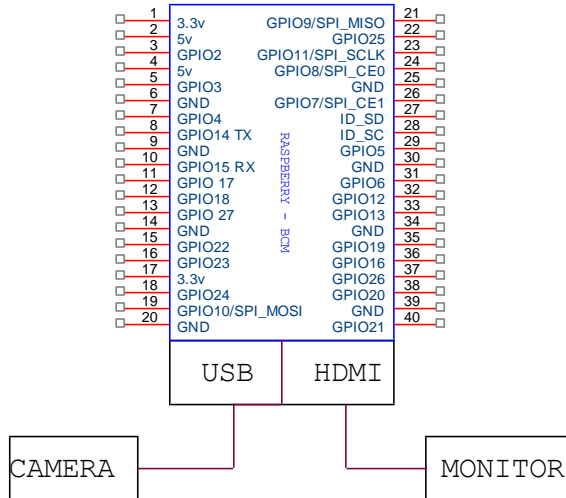


Fig.2: Schematic Diagram

A. Hardware Required:

- 1) Raspberry pi 3
- 2) Web camera
- 3) Monitor
- 4) USB adaptors
- 5) SD card
- 6) HDMI Cable

B. Software Required

- 1) Raspbian OS
- 2) Python
- 3) Open CV

IMPLEMENTATION: Recognizing facial historic points is subsequently a two stage process:
 Step #1: Localize the face in the picture.
 Step#2: Detect the key facial developments on the face ROI.




Fig.3: Visualizing The 68 Facial Landmark Coordinates From The Ibug 300-W Dataset

In expressions of squint recognition, we are totally intrigued by two units of facial developments — the eyes. Each eye is spoken to by method for 6 (x, y)- facilitates, starting at the left-corner of the eye (as though you have been seeking at the individual), and afterward working clockwise round the unwinding of the district




Fig.4: The 6 Facial Landmarks Linked With The Eye.

In view of this picture, we should take away on key point: Connection between the width and the tallness of these 6 organizes:

In light of the work led by Soukupová and Čech in their 2016 paper, Real-Time Eye Blink Detection utilizing Facial Landmarks, a condition that mirrors this connection called the eye perspective proportion (EAR) has been determined:

$$EAR = \frac{\|p_2 - p_6\| + \|p_3 - p_5\|}{2\|p_1 - p_4\|}$$

The Eye Aspect Ratio Equation.

Where p1,p2, p3,p4,p5, p6 are 2D facial point of interest areas. The numerator of the above condition estimates the separation between the vertical eye historic points while the denominator estimates the separation between level eye milestones, weighting the denominator suitably since there is just 1 set of flat focuses yet comprises of 2 sets of vertical focuses.

The eye perspective proportion is roughly steady while the eye is open, however will quickly tumble to zero when a flicker is occurring.

Utilizing this basic condition, picture handling procedures can be stayed away from and basically relied on the proportion of eye point of interest separations to decide whether a man is flickering or not.

Think about the accompanying figure from Soukupová and Čech to get greater lucidity on this idea:

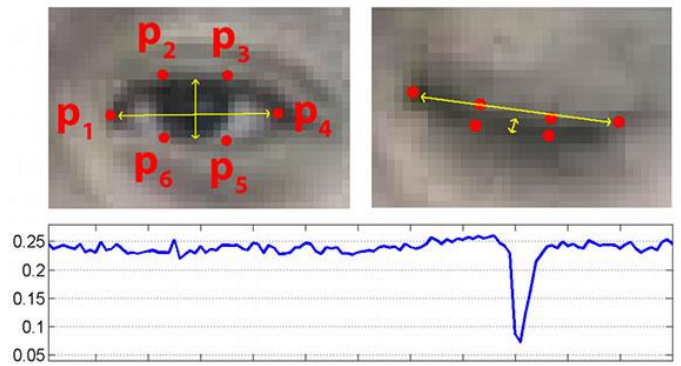


Fig .5.1: Upper Left: Visualization Of Eye Land Mark When Eye Is Open.

Fig .5.2: Upper Right: Eye Landmarks When The Eye Is Closed.

Fig .5.3: Base: Plotting The Eye Component Ratio Over Time The plunge in the eye factor proportion demonstrates a blink. On the upper left we have an eye that is completely open — the eye perspective proportion ideal here would be bigger and genuinely consistent after some time.

In any case, when the individual flickers (upper right) the eye angle proportion diminishes drastically, gravitating toward zero.

The base figure plots an outline of the eye angle proportion after some time for a video cut. As the eye angle proportion is consistent, at that point quickly drops near 0, at that point increments once more, demonstrating a solitary flicker has occurred.

Flowchart

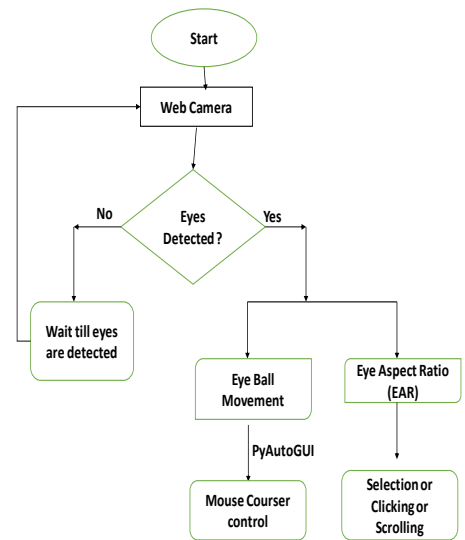
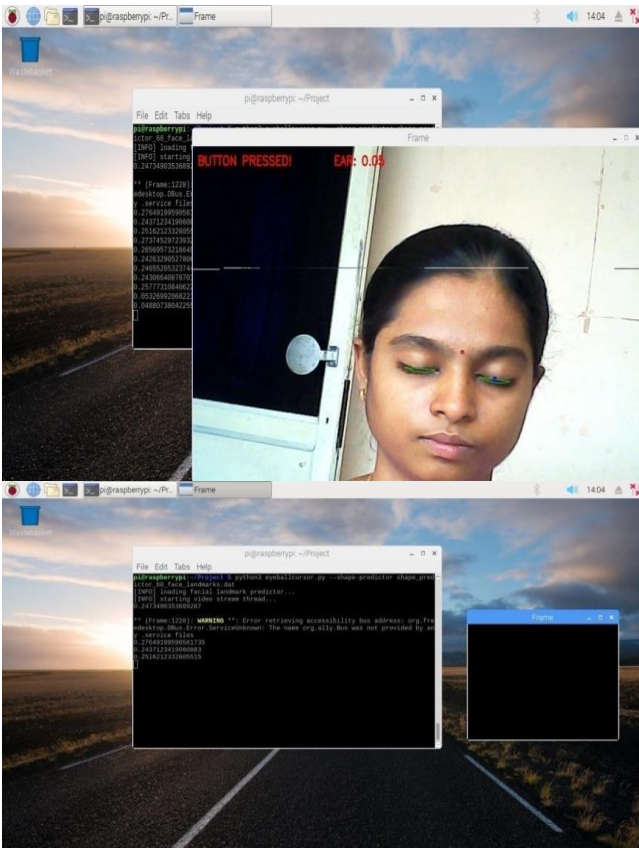


Fig. 1: Setting The Frame

IV. RESULT



recreational applications or even in controlling PC programs. Applications- In expansion, it gives a progressive innovation to the PC gaming industry. Out of the blue, diversions will have the capacity to use two interfaces all the while in both the hands and in the eyes. Eye ball development causes individuals with incapacities to exceed expectations in their particular fields like IT area, and so forth.



Kit Pic

Fig .2: Frame Getting Started Along With Ear Ratio Values Being Detected

•This helps the advancement of reasonable vision based UIs that can be utilized in a wide range of instructive or

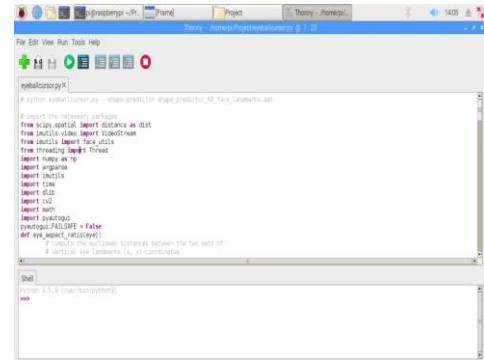


Fig .4: Before Double Click

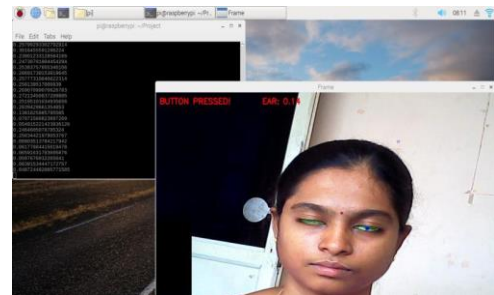
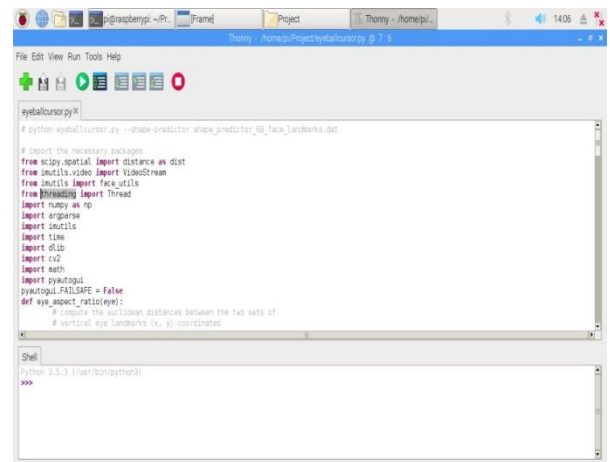
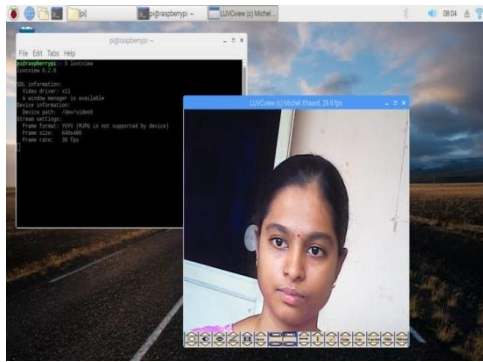


Fig.5:Eye Blinking During Double Click Along With Ear Values





V. CONCLUSION

This task offers the client with physical inadequacy that is aside from appendages another approach to cooperate with pc world. It opens another age that is Controlling mouse cursor developments utilizing human eyes. At first, the inconvenience territory was recognized and existing business items that fall in a similar locale have been investigated through assessing their components and inadequacies. The ease of use of the framework is high, particularly for its utilization with PC applications. To way these data streams the modules of head following were produced.

This gadget gives more noteworthy adaptability because of the reality it is easily accessible to new users. Our model shows exactness and speed, which are sufficient for some genuine time applications and which enable debilitated clients to encounter numerous pc exercises. Along these lines the created assistive multimodal gadget can be effectively utilized for without hands PC control for clients with incapacities of their fingers or arms.

VI. FUTURE SCOPE

For individuals who can see, messaging is never again a gigantic arrangement, however for individuals who are never again honored with endowment of innovative and judicious it poses a key issue in view of its crossing point with numerous professional duties. This voice essentially based email framework has phenomenal programming as it is utilized with the guide of visually impaired individuals as they can comprehend where they seem to be. E.g. on each event cursor moves to any symbol on the web webpage say Register it will seem like Register Button.

There are many presentation per users accessible. Be that as it may, individuals needed to remember mouse clicks. Or maybe, this undertaking will decrease this inconvenience as mouse pointer would read out the place he/she lies. This gadget concentrates additional on purchaser benevolence of a wide range of people which incorporates typical people, outwardly bargained people as pleasantly as uneducated. •Automatic

discourse cognizance and head checking in joint multimodal activity can be consolidated to work the framework.

- Making of buyer lovely capacities through which one can paint, talk and play advanced recreations.
- Make a best in class item that can be connected in contender planes. Pilot simply needs to point the objective with the eyes and press the set off when objective transforms into underneath the range. It is exceptionally astounding that the eye movement is additional rapidly and precise than just the hand development.

REFERENCES (IEEE)

- [1]. Brooks,R.E.(1997) —Towards a hypothesis of the subjective procedures in PC programming,| Int. J. Man-Mach. Studies, vol. 9, pp. 737– 751.
- [2]. Cheng-Chih Wu, Ting-Yun Hou(2015)|Tracking Students Cognitive Processes During Program Debugging|—An Eye-Movement Approach, IEEE.
- [3]. Ehrlich,K. furthermore, Soloway,E.(1983) —Cognitive techniques and circling builds: An observational study,| Commun. ACM, vol. 26, no. 11, pp. 853– 860.
- [4]. Eric Sung and Jian-Gang Wang (2002)—Study on Eye Gaze Estimation|, IEEE, VOL. 32, NO. 3, JUNE .
- [5]. Murphy,L. (2008)—Debugging: The great, the awful, and the eccentric—A subjective examination of beginners strategies,| SIGCSE Bull., vol. 40, no. 1, pp. 163– 167.

AUTHOR PROFILE-



Ms. SRINIVASAN SUJITHA was born on September 22 1994, completed her graduation in Electronics and Communications Engineering from CMRIT ,Kandlakoya. Currently she is pursuing her M.Tech in Embedded systems from St. Martins Engineering College. Her areas of interest include data analyzing and communication systems



Prof. Mr.K.Raju working as an Associate professor in the Dept. of Electronics and Communication Engineering at ST. Martins Engineering college. He received his bachelor's degree B.E (Electronics and communication Engineering) from MVSR engineering college affiliated to Osmania university, Hyderabad. He received his Master's degree M.Tech (Systems And Signal Processing) from JNTUCEH, affiliated to JNTU, Hyderabad.