





Guide to HFA Metered-Dose Inhalers

For Quick-Relief

HFA Bronchodilators	Maximum # sprays	Dose Counter	Priming Instructions **	Shake inhaler before use	Washing	Washing Instructions
ProAir™ HFA www.proairhfa.com  albuterol	200 sprays	Yes	<u>Before first use:</u> Shake & spray away from face 3 times <u>After 2 weeks of non-use:</u> Shake & spray away from face 3 times	Yes	Wash plastic actuator weekly with water; air dry	It is very important to keep the plastic actuator clean so the medicine will not build-up and block the spray. Do not try to clean the metal canister or let it get wet. The inhaler may stop spraying if it is not cleaned correctly.
Proventil® HFA www.proventilhfa.com  albuterol	200 sprays	No	<u>Before first use:</u> Shake & spray away from face 4 times <u>After 2 weeks of non-use:</u> Shake & spray away from face 4 times	Yes	Wash plastic actuator weekly with water; air dry	1. Take the canister out of the actuator, and take the cap off the mouthpiece. 2. Wash the actuator through the top with warm running water for 30 seconds. Then wash the actuator again through the mouthpiece. 3. Shake off as much water from the actuator as you can. Look into the mouthpiece to make sure any medicine build-up has been completely washed away. If there is any buildup, repeat the previous step.
Ventolin® HFA www.ventolin.com  albuterol	204* sprays 64* sprays *there are 4 extra sprays for priming	Yes	<u>Before first use:</u> Shake & spray away from face 4 times <u>After 2 weeks of non-use or being dropped:</u> Shake & spray away from face 4 times	Yes	Wash plastic actuator weekly with water; air dry	4. Let the actuator air-dry completely, such as overnight. 5. When the actuator is dry, put the canister in the actuator and make sure that it fits firmly. Shake the inhaler well and spray it twice into the air away from your face. Put the cap back on the mouthpiece.
Xopenex HFA® www.xopenex.com  levalbuterol	200 sprays 80 sprays	No	<u>Before first use:</u> Shake & spray away from face 4 times <u>After 3 days of non-use:</u> Shake & spray away from face 4 times	Yes	Wash plastic actuator weekly with water; air dry	If you need to use your inhaler before the actuator is completely dry, shake as much water off the actuator as you can. Put the canister in the actuator and make sure it fits firmly. Shake the inhaler well and spray it once into the air away from your face. Then take your dose as prescribed. Then clean and air-dry it completely.

** You must prime the inhaler to get the right amount of medicine.

NOTE: The correct amount of medication cannot be assured after the number of sprays contained in the canister have been used, even though the canister is not completely empty.



The information provided herein is for information purposes only. You should consult your physician with any questions concerning the proper dosage and use of your medication as well as any questions you may have about the information provided above.