












# ICS CLAY COUNTY HEAD START CENTER

## OCTOBER 2018



Sunday	Monday	Tuesday	Wednesday	Thursday	Friday	Saturday
 <b>Head Start Awareness Month!!</b>	1 	2 We're Going on a Leaf Hunt by Steve Metzger	3 The Busy Little Squirrel by Nancy Tafuri	4 Red Leaf, Yellow Leaf by Lois Ehlert	5 <b>School Day Pictures</b>	6 Have your child climb "over" and "under" a chair. (Coordination/ Opposites)
7 <b>Fire Prevention Week</b> October 7-13 	8 <b>Columbus Day</b> <b>Parent Meeting@6:00</b> <b>Child Health Day</b> 	9 Practice stop, drop and roll	10 Let's Meet a Firefighter by Gina Bellisario	11 	12 Fire Engine Man by Andrea Zimmerman and David Clemesha	13 Make a "My Favorite Things" book using magazine pictures. (Reading)
14 Play a simple board game with your child. (Problem Solving)	15 <b>National School Lunch Week</b> <b>OCTOBER 15-19</b> 	16 <b>Parent's Brunch!</b> <b>STEP Training @10:00</b>	17 <u>Apples and Pumpkins</u> by Anne Rockwell	18 Bake pumpkin seeds with butter and salt. (Cooking)	19 Count pumpkin seeds. (Math)	20 Visit a pumpkin patch. (Science)
21 	22 <b>National School Bus Safety Week</b> October 22-26	23 	24 Sing "The Wheels On the Bus" with hand movements. (Music / Movement)	25 Tanya Takes the School Bus by Martha E. H. Rustad	26 Give your child old clothes for dress up. (Dramatics)	27 Go for a ride on a bus. Look for stores. (Community Awareness)
28 	29 Use red and yellow markers to make curvy lines on paper. (Art)	30 Let your child help you sort the laundry. (Sorting / Problem Solving)	31 Have your child use their senses to explore a pumpkin inside and out. (Sensory Exploration)	Show your child how to make a square with four craft sticks. (Shapes)		Five Little Pumpkins Sitting on a Gate



## ICS CLAY COUNTY HEAD START NEWSLETTER

OCTOBER 2018

### **EDUCATION NEWS**

Most of the developmental screenings have been completed, and the staff has started working with the children on skills that are necessary for them to excel. The teaching staff would like to remind you that each child should have a change of clothing and a towel for their cots at rest time.

The teachers will also like to remind you to please spend 20 minutes reading aloud every day with your child.

#### **Thematic Unit**

“Shapes and Colors”

“Our School Environment”



The early childhood years are a critical time in the development for every child. The learning that takes place during the first eight years of life serves as the foundation for all later academic, social, emotional, physical and motor development. All children are capable of learning and meeting developmental milestones. Therefore, the Early Learning Guidelines are proposed to assist all parents and early childhood educators in their efforts to provide a high quality research-based learning experience for children from birth to 4 years of age. Visit <http://www.mdek12.org/>

### **NUTRITION SERVICES**

Menus will be sent as an attachment through reminder 101.

Menus are also posted on ICS website: <http://www.ics-hs.com>



### **FAMILY SERVICES**

#### **NEWS**



Please come by the center our doors are always open.

Family Services is here to link you with various community resources and help you set and reach reasonable goals.

Please make sure that our FSW has all your up to date contact information.

Please take Precautions during the flu season and if your child is sick please keep your child home. Practice washing hands and blowing nose with your child at home to prevent the spread of Germs.

To apply for Head Start Services, an application must be completed. To request an application, please call your local Head Start center.

(662) 494-4985

### **SIGN UP FOR REMIND 101 TEXT 81010**

Parents it is strongly recommended that if you have not already signed up for Remind 101, please do so. This is a great way for you to keep up with center events and activities, school closings/early dismissal, and other important information. All you have to do is text@ k99h74 then enter your first and last name.



**Please send Parent/Child Interaction forms back to center on a weekly basis.**