







The ISIP flow charts are aligned with the focus sheets and focus folders in the book, *How do I plan and teach reading groups?*
 Howdoiplanandteachreadinggroups.com, September 2019

8 th Grade Flow Chart Fall to Winter-ISIP					
Step 1	Write each student's name on a sticky note indicating his or her level or tier based upon the Overall Reading score (pink for intensive, yellow for strategic, green for core, and blue for above core). <i>Use the ISIP Summary Report. If a student has an overall reading score of 2383 or above, write his or her name on a blue sticky note. If a student has an overall reading score between 2185-2382, write his or her name on a green sticky, and so on for yellow and pink.</i>				
If...	2063 or below Pink sticky note	2064-2184 Yellow sticky note	2185-2382 Green sticky note	2383 or Above Blue sticky note	
Step 2	Sort Sticky Notes by CMP <i>Sort the sticky notes into two piles by Lexile. If students have a 1010 or above Lexile, place their sticky note in a pile on the right. If students have a 1009 or below Lexile, place their sticky note in a pile on the left.</i>				
	1009 or Below Lexile 		Follow the sort on the left or right	1010 or Above Lexile 	
Step 3	<i>Place students that have a 2164 or below on WA/SPL in Group A</i>	<i>Place students that have a 2165 or above on WA/SPL in Group B</i>		Follow the sort on the left or right	<i>Place students that have a 283 or below on TF in Group C</i>
	WA 2164 or Below  Group A	WA 2165 or Above  Group B	TF 283 or Below  Group C		TF 284 or Above  Group D
	A1 WA 2056 or below	A2 WA 2057-2164		If the TF scores seem extremely high, cross check with weekly assessments (80% or above for Group D) and Lexile scores (Group C: 1010L-1100L, Group D: 1100L or above). 80 th percentile for TF is 284.	

These are guidelines for using ISIP data. Use your professional judgement and other data sources to place your students in groups that best meet their needs. For step 2, follow the sort on the left or right to begin with. For example: If a student is strategic (yellow) with their overall reading score and has a score of Lexile of 1025, you would place the student on the right side of the chart. Then, if the student has a 2160 on SPL, you would still place them in Group C due to the high Lexile. However, you could check TF and other assessments to ensure correct placement is group C and not group B.