

The Center for Distance Education Research

Access  Engagement  Success

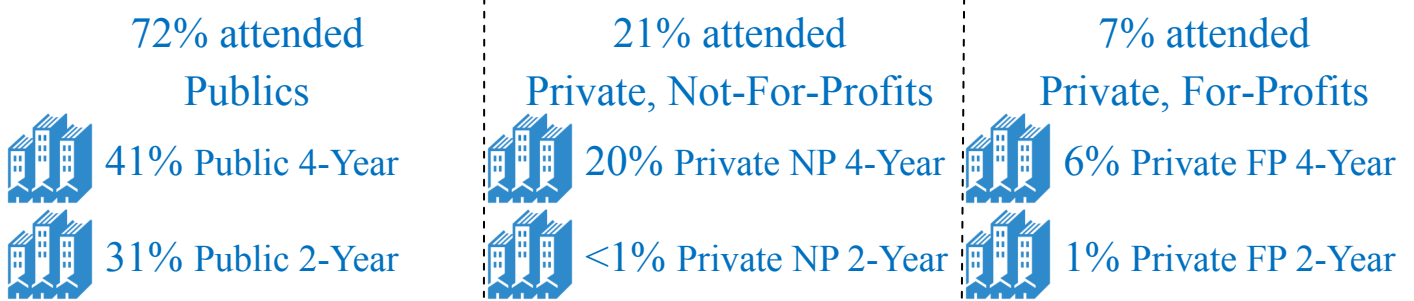
Highlights of American Higher Education at Degree Granting Institutions Fall 2015

STUDENT ENROLLMENTS



20,270,364

3% Since
2012

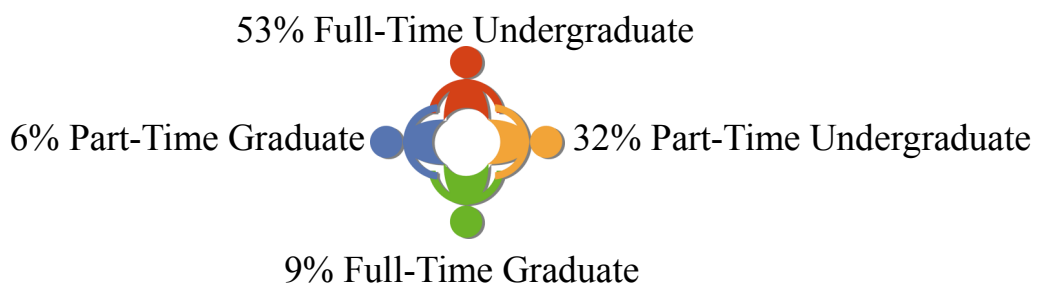
76% sought an undergraduate degree or certificate



15% sought a graduate degree

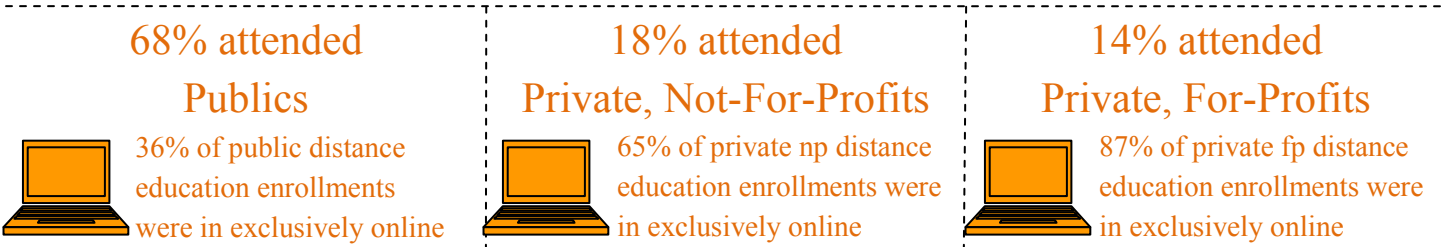


9% sought a non-degree or certificate



6,024,191

Students enrolled in at least one distance education course. An increase of 11% since 2012.



STUDENT DEMOGRAPHICS



56% were female 44% were male



1% were American Indian



5% were Asian



13% were Black



15% were Hispanic



1% were Native Hawaiian



54% were White

References:

Center for Distance Education Research. (2017). *Higher Education Student Demographics*.

Center for Distance Education Research. (2017). *Higher Education Enrollment Report: An Analysis of the National Center for Education Statistics Data for Fall 2015*.

U.S. Department of Education. Institute of Education Sciences, National Center for Education Statistics. Institutional Characteristics file (HD2015) and the Fall Enrollment file (EF2015A_DIST)