



# THE CORSAIR

*IPMS Phoenix / Craig Hewitt Chapter*

## President's Message

The Christmas dinner went well with excellent food, a quick review of the year and a game of two truths and a lie. Some members even contributed to the lies. Laura got all her questions right and thus won first place. There were lots of laughs, especially when I discovered I had uploaded an earlier version with incomplete statements for the truths and lies. This was discovered when I moved to the last few slides of the program. Oh well, off to a mediocre start. It should go up from here.

Modeler of the Year Award for 2018 went to Dale Mickley. The 35 car models he brought in for the December meeting put him over the top. Congratulations Dale! The 2018 Member of the Year was not present at the Party so he will be presented with his award at the January Meeting.

Lyn Gorton will bring down the membership list and have it available for updates to reflect the current membership information. Please check with him to ensure your information is up to date, especially your phone and email contacts.

Mike Ronnau has agreed to update the web page with the correct awards information and other items that were out of date. This should get us back to current levels with accurate information.

We are looking for seminars for the meetings this year. We have a couple of options, but I would like to set up these well in advance. If you are willing to present a seminar, let me know. We are looking for the first in February.

As 2019 starts, we should look at the new year as a clean canvas upon which to paint new models. Pull a kit from your stash that you have been thinking of building and start it. Tackle the models that have been sitting dormant for a while. I have at least 6 in this category. If you are stuck on a model due to lack of parts, resin, or drive, tackle it anew and overcome the barrier. It is sometimes fun to just build a model from the box.


Keep building and bringing in the results.

Don

## THIS ISSUE

Xmas Dinner Photos.....	2
Club Contest Themes.....	9
What's on my bench .....	10
Secretaries Notes.....	13
Mig 15 by Jim Pearsall.....	14
Editors Corner.....	17
Contest Corner.....	18
Club Meeting Calendar.....	19
Raffle Update & Upcoming Events.....	20
Website References .....	21

## Club Christmas Dinner






## Club Christmas Dinner





## Club Christmas Dinner





## Club Christmas Dinner







## Club Christmas Dinner





## Club Christmas Dinner



Laura won the truth or lie quiz with 100%



## Club Christmas Dinner



The food was good and included cookies



Member of the Year award went to Dale



# *2019 Club Contest Themes*

## **2019 Club Contest Themes**

**January:** Large Scale Must be a large sized model with at least one dimension 12-inches or larger.

**February:** Vietnam Era: Aircraft, boats, tanks, etc., that participated during the Vietnam Conflict (a.k.a. War).

**March:** Classic Plastic: Any model kit produced before 1980.

**April:** NAVAL!: Anything designed to be on, in, or under the water (both Military and Civilian).

**May:** Armor: Armored cars, tanks, assault guns, etc...

**June:** Bombers : Aircraft from WWI to modern, any scale or type.

**July:** Out of the Box, STRICTLY how it came from the manufacturer; NO AFTERMARKET of ANY kind!

**August:** Autos Cars, trucks and SUVs to dragsters, custom builds, etc...

**September:** Hollywood Any kit (car, plane, figure) that somehow relates to Hollywood, either in Movies or on TV.

**October:** The need for Speed Any vehicle specifically recognized or attached to speed or breaking/setting speed records.

**November:** Helicopters—self explanatory Any scale or type. ,

**December:** "White Elephant"




# Whats on my bench

## Mad max Porsche part 5

Good day everyone, I hope you are having a fantastic Holiday season! For you guys and gals today I got some stuff done, Not much again though Holidays in retail kill my spare time. Lets get to it!

Started off with flat black airbrushing the remaining pieces I needed to paint. Along with aluminum rims which.. I ended up not liking so ill be repainting those maybe a chrome or just go with black? No idea as of yet. Also I painted the firewall, and that flat evergreen above it black while I was at it. Still need to weather those up.




Here is the dash mock-up I think it came out rather well for hand painting still needs too be weathered up a bit, I picked up some MIG streak and grime and Vallejo pigment powder ill be experimenting with for that along with rest of the body.



# Whats on my bench Continued

Also hand painted the exhaust I scratch build, not a fan of the silver chrome I used ill probably matte black those as well instead, the air intake will be weathered up as well I just mocked up it for this picture.



When I was setting up the overall mock-up trying to get the wheels on I noticed the holes on the wheel backing for the axle are not perfectly centered nor do some of them go straight down keeping the wheel straight. But is the best way to fix that? Just putty and redrill the wholes?





# Whats on my bench Continued

And here is your overall look as of now!



More next month

# Secretaries Notes

Hal Sanguinetti

New President Don Stewart got things underway a little after 7 to a good turnout of modelers, eager to get to tonight's White Elephant exchange.

Hal read last month's minutes. Exciting stuff.

Bill Dunkle reported on the income from the CAF for Modelzona, and we made about \$1150 from our share of the front gate charges, making our take from our annual contest nearly \$1600! This is amazing considering all factors, and demonstrates how strong our chapter is. However, he emphasized the importance of the club being fiscally responsible, and also pitched the remaining 2018 shirts that are available for \$15.

Pat filled into the Contest Chairman tonight, tonight is Helicopters - thanks for the great support to those helped him judge the past two years. Next month's contest is Large Scale.

Old Business: the Xmas party is this coming Friday, and a few extra open spots are available but must be purchased tonight.

Mike Makowski discussed Makerfest briefly, we are I believe now signed up.

New Business: Bill Dunkle reported that several people who couldn't come to the Nationals that wanted teeshirts, so we're going to run another short run for them.

Pat Arnold talked about next month's meeting will most likely be moved back a month because the 1st Tuesday will be Jan 1; now on Jan 8.

We welcomed two visitors, one who just moved here from Minneapolis and had been very active in many military & model-related things there.

We broke for the raffle, and came back for the White Elephant sale.

Contest Winners Novice: Ed Kucharski

Expert: Brian Baker

Big John Carroll won the brand new Airfix Hadley-Page Victor, Lonnie Landers won the new Donnie Allison car.


The WE Sale was a hoot, as usual, and thanks to big donator John Carroll, who brought 17 gifts and did quite a bit of swapping, much to Dan Baker's frustrations! It was a hoot and we all are looking forward to another great year of the Craig Hewitt Chapter.



## Eduard 1/144 MiG-15UTI PE Set Jim Pearsall

For the Eduard kit.

This is the photoetch upgrade set for Eduard's 1/144 MiG-15 UTI kit, stock number 4444.



The PE fret contains parts for the cockpit, undercarriage doors, wing fences and antennas.

The PE is done concurrently with the kit build, as the tiny parts in the cockpit are just too small to manage while the parts are mounted inside the fuselage. The cockpit upgrade consists of instrument panels, control sticks, side consoles, and seat belts.



The additions to the cockpit make it stand out and look really good.

I did not use the wing fences. I just don't have the skill with the glue to make these look convincing. I have done this before with other kits, and the bottoms of the fences always look blobby, with areas not well connected.

On to page 2 of the instructions.


After the kit was pretty much finished, with decals installed and most of the parts installed, I did the landing gear. The nose wheel doors went in place nicely, using a small bit of CA and tweezers.

The main wheel doors were a little more challenging than the kit doors. The kit doors have a valley which the gear leg fits into. The PE parts don't have this, as they're a LOT thinner than the plastic parts. I used one of the kit doors to show me how the PE doors should locate. This worked pretty well.

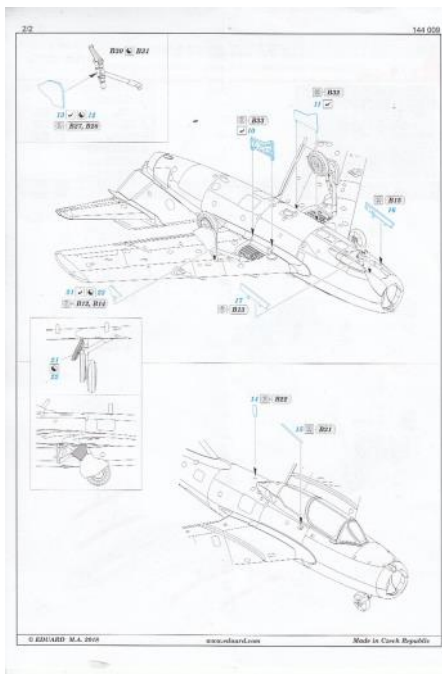
The two antennas on top of the fuselage went into place with very little trouble. I put a tiny spot of thick CA where the antenna went, and another tiny amount on the bottom of the antenna. This worked as well as I had hoped.

**OVERALL ASSESSMENT:** Recommended. This set upgrades the cockpit and landing gear wonderfully. I didn't use the wing fences, because I just don't feel confident enough. The landing gear doors and antennas are super. I am very happy with how my UTI turned out with the PE upgrade.

Many thanks to Eduard for the review item, and to IPMS USA for the chance to make my MiG-15UTI an even better model.



Eduard 1/144 MiG-15UTI PE Set  
Jim Pearsall



The main wheel doors were a little more challenging than the kit doors. The kit doors have a valley which the gear leg fits into. The PE parts don't have this, as they're a LOT thinner than the plastic parts. I used one of the kit doors to show me how the PE doors should locate. This worked pretty well.

The two antennas on top of the fuselage went into place with very little trouble. I put a tiny spot of thick CA where the antenna went, and another tiny amount on the bottom of the antenna. This worked as well as I had hoped.

**OVERALL ASSESSMENT:** Recommended. This set upgrades the cockpit and landing gear wonderfully. I didn't use the wing fences, because I just don't feel confident enough. The landing gear doors and antennas are super. I am very happy with how my UTI turned out with the PE upgrade.



Many thanks to Eduard for the review item, and to IPMS USA for the chance to make my MiG-15UTI an even better model.



# Membership

**For only \$1 a month you get all of this**

- . Monthly club newsletter**
- . Discounted club T-shirts**
- . Modelzona**
- . Monthly Raffle Prizes**
- . Monthly contest awards**
- . Annual club Christmas party**
- . And more**

**Remember that you have to be a member in good standing to win competitions and vote for anything that the club brings to the table. So Make sure to see Treasurer, Bill Dunkle, at the club meeting to sign up for membership**



# EDITORS CORNER

## BY LYN GORTON

Well here we are another year gone and a new one just starting. I hope You all had a great Christmas and a pleasant New Year. As a club we had a great year in 2018 with another good Modelzona in November and a very successful Nationals in August. We must continue to keep the pace up however, and with a new President you can expect some changes within the club to keep the momentum going.

For my part as editor of "The Corsair" I must once again point out that I can only work with the inputs I receive, and to that end I have only three more reviews waiting to go to print. Jim Pearsall continues to help out with his 144 scale reviews and a few others have submitted articles throughout the year but the cupboard is almost bare.

Chris will soon be finished his "Mad Max" Porche and we will need someone to step up and show us what is on their bench.

This is your club and I know we have a great deal of talented modelers out there. You don't need to be an accomplished photo journalist to show off your talents, all you need to do is to take some pictures and give me a few lines of text for whatever it is. It does not have to be a model, maybe you have a good technique for doing something that you can share with the rest of us

This magazine is not confined to the Craig Hewitt chapter and like all IPMS magazines goes out to a few people across the country, it sets a bad impression if all I can print is adverts.

So get busy people, I know you all got new stuff from Santa and with today's technology it is easy to take pictures and send text.



## CONTENT NEEDED!!!!

The Corsair needs your help! To keep this newsletter filled with all the great content, I need your help with content. Here are some useful items that I can use to put together future issues each month:

- Kit reviews/In-box reviews
- Website links
- Modeling related articles
- Commentary and featured columns
- Neat, strange or otherwise shareable pictures
- Book reviews
- Trip and vacation write-ups

Anything you have can be used. Don't hesitate. Even a few paragraphs are great.





## Contest Corner

### BY KEVIN WENKER

Hello. My name is Kevin Wenker. I am your new Contest Chair. I want to thank Patrick for his hard work over the past year. I hope I can do as well.

As I understand things, I am responsible for the monthly contests, particularly the judging. Why me? Well, I have over 5 years experience as a judge at the IPMS Nationals as well as many more years judging at Modelzona and the monthly club meetings. Even better, I have been trained by other members of the club from the get-go when I joined this chapter 18 years in how to judge a model per IPMS standards. That is what I hope to share with you.

That means I will need your assistance and participation. Each month, ideally, I would like one of our members who is experienced in judging along with one or more of our less (or no) experienced members in judging to join me in determining the best Junior and Senior models on the table per the monthly theme. I also starting a new model category in addition to the monthly theme: Best Model On The Table. Why? Well, to encourage others to bring in models they've recently built even though the model(s) may not be part of the monthly theme. We are here to enjoy building models and sharing our efforts. Just because a model doesn't fit the theme does not mean we don't want to look at and admire the work. Now, the Best Model On The Table may or may not be a monthly theme model. That is up to you and what you build and bring. I hope this new category will provide just that little bit of incentive many of us need at times to get a build started and, more importantly, finished.

We will be judging by strict IPMS rules. For those of you unfamiliar with what that means, well, we will teach you. It's not scary or forbidding. That's why I want a more experienced member to join me. That way you can learn from us, or, if you are experienced, so you can share your knowledge. I've always admired the Navy way of doing things: Watch One, Do One, Teach One. So that's how we will do it: Watch, Do, and Teach..

I hope many of you will participate. Judging is fun, really. But it offers another benefit and it is a big one: You'll see how others do things – and that will teach you what to do as well as what not to do in your own building. Your modeling will improve. Tremendously.

January: Large Scale: Large kit with at least one dimension 12-inches or longer.

February: Vietnam Era: Aircraft, boats, tanks, etc., that participated during the Vietnam Conflict/War.

March: Classic Plastic: Any model kit produced before 1980.

April: NAVAL!: Anything designed to be on, in, or under the water (both Military and Civilian).

May: Armor: Armored cars, tanks, assault guns, etc...

June: Bombers: Aircraft from WWI to modern, any scale or type.

July: Out Of The Box: STRICTLY how it came in the box; NO AFTERMARKET of ANY kind!

August: Autos: Cars, trucks and SUVs to dragsters, custom builds, etc...

September: Hollywood!: Any kit that somehow relates to Hollywood, either in Movies or on TV.

October: The Need For Speed: Any vehicle specifically recognized or attached to speed or breaking/setting speed records

November: Helicopters: Any scale or type.

December: No contest due to Club White Elephant

**2019 CLUB MEETING CALENDAR**

All meetings held at American Legion Post #1, 364 N. 7th Ave., Phoenix, AZ 85003

**JANUARY 2019**Tuesday 8th, 7pm  
Seminar/Speaker:**JULY 2019**Tuesday 2nd 7pm  
Seminar/Speaker:**FEBRUARY 2019**Tuesday 5th 7pm  
Seminar/Speaker:**AUGUST 2019**Tuesday 6th, 7pm  
Seminar/Speaker:**MARCH 2019**Tuesday 5th, 7pm  
Seminar/Speaker:**SEPTEMBER 2019**Tuesday 3rd, 7pm  
Seminar/Speaker: TBA**APRIL 2019**Tuesday 2nd 7pm  
Seminar/Speaker:**OCTOBER 2019**Tuesday 1st, 7pm  
Seminar/Speaker: TBA**MAY 2019**Tuesday 7th, 7pm  
Seminar/Speaker:**NOVEMBER 2019**Tuesday 5th, 7pm  
Seminar/Speaker: TBA**JUNE 2019**Tuesday 4th, 7pm  
Seminar/Speaker: TBA**DECEMBER 2019**Tuesday 3rd, 7pm  
Event: White Elephant





## Raffle Update

# January Raffle Items

Tickets are \$1 or six for \$5.

Item A: Lindberg 1/72 Fire Boat "Bateau Pompe"

Item B: AMT 1/25 1929 Ford Woody/Pickup

Item C: Monogram 1/48 F-20 Tigershark

Item D: Italeri 1/72 Lockheed X-35 JSF

Item E: Revell 1/48 Bell AH-1F Cobra Helicopter

Item F: Moebius Models 1/32 Colonial Viper (TOS)

Item G: Tamiya 1/48 Russian Tank Destroyer SU-122

Item H: New item from Hobby Depot

## UPCOMING EVENTS

February 16th—Makafest (Downtown Mesa)

## IPMS Phoenix / Craig Hewitt Chapter

The club meets at 7pm on the first Tuesday of each month at the American Legion Post #1 in Phoenix. Check the club website at [www.ipms-phoenix.org](http://www.ipms-phoenix.org) for more meeting info.

### **American Legion Post #1**

364 N. 7th Ave.  
Phoenix, AZ 85003

The post is located South of I-10 just a few blocks North of Van Buren. Look for the huge American flag.

### Chapter Officers

President.....	Don Stewart .....	snpcw13@gmail.com
Vice President.....	Patrick Arnold .....	patrickarnold92@gmail.com
Secretary .....	Hal Sanguinetti .....	Diggerboi2@gmail.com
Treasurer .....	Bill Dunkle.....	bdunkle@msn.com
Member At Large.....	Lyn Gorton .....	lyngorton@hotmail.com
Membership Coordinator	Lyn Gorton.....	lyngorton@hotmail.com
Webmaster.....	Craig Bucklin.....	webmaster@ipms-phoenix.org
Newsletter Editor .....	Lyn Gorton .....	lyngorton@hotmail.com

## Useful Links

Bjorn Jacobsen—Aircraft Dioramas—[www.dioramas-and-models.com](http://www.dioramas-and-models.com)  
Plasmo—good visual instructions on “You Tube”—just search for plasmo  
Kittyhawk replacement parts—[Sophialynn@gmail.com](mailto:Sophialynn@gmail.com)  
Trumpeter replacement parts—[Joanna@trumpeter-china.com](mailto:Joanna@trumpeter-china.com)  
Revell Germany—[Amortimer@Revell.De](mailto:Amortimer@Revell.De) (Annette Mortimer)  
Special Hobby—[www.specialhobby.Ev/contact](http://www.specialhobby.Ev/contact)  
Tamiya—[US\\_support@Tamiya.com](mailto:US_support@Tamiya.com)  
[MRCsupport@modelrectifier.com](mailto:MRCsupport@modelrectifier.com)  
Rivet detail and schematic drawings—[www.airwar.ru](http://www.airwar.ru)  
Fine Scale modeling techniques <http://paulbudzik.com>  
“How to “Videos—[Youtube.com/Andyshobbyheadquarters](https://www.youtube.com/Andyshobbyheadquarters)  
Online magazine for all things avionic [www.wingleadermagazine.co.uk](http://www.wingleadermagazine.co.uk)

If you have a good reference site let me have a brief description and a web address and we will keep this list as a reference.




## Join the **IPMS/USA!**

\$30 annual membership includes a one year subscription to the IPMS Journal. Visit [www.ipmsusa.org](http://www.ipmsusa.org) to download a membership form. Or you can write to:



IPMS/USA National Office  
P.O. Box 56023  
St. Petersburg, FL 33732-6023

Membership also gives you access to the online Discussion Forum, where you can exchange ideas and information with other members of IPMS.



## CONTENT NEEDED!!!!

The Corsair needs your help! To keep this newsletter filled with all the great content, I need your help with content. Here are some useful items that I can use to put together future issues each month:

- Kit reviews/In-box reviews
- Website links
- Modeling related articles
- Commentary and featured columns
- Neat, strange or otherwise shareable pictures
- Book reviews
- Trip and vacation write-ups

Anything you have can be used. Don't hesitate. Even a few paragraphs are great.





**tru-color paint**  
**Paint & Accessories**

When Only the **TRUEST** Color Will Do!

Our Friends at Tru Color Paints are releasing more colors over the next two months. Here is a list together with the month they will be available.

You can find Scots card on the next page, he is a club member and is usually at the meetings should you have any questions

## JANUARY

### Military

1. TCP-1445: RAL 7021- Dunkelgrau
2. TCP-1446: RAL 7028- Dunkelgelb #1
3. TCP-1447: RAL 7028- Dunkelgelb #2
4. TCP-1089: 5-OG Ocean Green, Revised 1943
5. TCP-1090: 5-PG Pale Green, Revised 1943
6. TCP-1091: 5-HG Haze Green, Revised 1943

### Automotive

1. TCP-653: Bali Blue Pearl
2. TCP-775: Metallic Fawn Beige
3. TCP-790: Vienna Green Pearl

### Structure/Infrastructure

1. TCP-400: Matte Rail Brown
2. TCP-406: Matte Dark Rust

## FEBRUARY

### Military

1. TCP-1448: RAL 7028- Dunkelgelb #3
2. TCP-1449: RAL 7028- Dunkelgelb #4
3. TCP-1450: RAL 7008- Gray Green
4. TCP-1254: BC-05- Yellow Doped Linen

### Automotive

1. TCP-654: Caviar Pearl
2. TCP-785: Chili Red Pearl

### Structure/Infrastructure

1. TCP-433: Matte Black
2. TCP-434: Matte Aged Tar



**tru-color paint**



# SUPPORT YOUR LOCAL HOBBY SHOP!



RIGHT  
STUFF,  
RIGHT PRICE

[www.thehobbydepot.com](http://www.thehobbydepot.com)

216 W. Southern Ave.  
Tempe, AZ 85282



**Rhino's**  
Hobby Tools  
& More

Rhino's Hobby Tools & More

Michael Ronnau  
cactus\_rhino@cox.net

[www.airline-hobby.com](http://www.airline-hobby.com)

*Your One Stop Source for  
Scale Model Airliner Kits, Decals,  
Diecasts and Accessories*

**HOBBY BENCH**

2 Great Locations!

8058 N. 19th Ave.  
NW corner  
19th Ave. & Northern  
602-995-1755

4240 W. Bell Rd.  
NE corner  
43rd Ave. & Bell  
602-547-1828



**ANDY'S HOBBY  
HEADQUARTERS**



15224 N. 59th Avenue, Suite 12  
Glendale, AZ, 85306  
tel. (602) 439-1456

*Avalon*  
*Books and Hobbies*

1510 N. Scottsdale Rd.  
Tempe, AZ 85281  
(480) 994-2263

**space in miniature**

Space modeling reference books  
by Mike Mackowski.

[www.spaceinminiature.com](http://www.spaceinminiature.com)



THE MAD MEATBALL

**MIKE CHOLEWA**

**602-944-4096**

"DEALER IN PRE-OWNED PLASTIC"

12629 NORTH 21ST DRIVE PHOENIX, AZ 85029



**Tru-Color Paint**

Model Railroad, Automobile,  
and Building Paint

**Scott Cohen**

Marketing, Finance, Product Development,  
Supply Chain, Inventory & QC/QA

Post Office Box 74524  
Phoenix, AZ, 85087-4524  
tru.colorpaint1@yahoo.com

Sales: (714) 488-9779

Info: (623) 551-2548

[www.trucolorpaint.com](http://www.trucolorpaint.com)