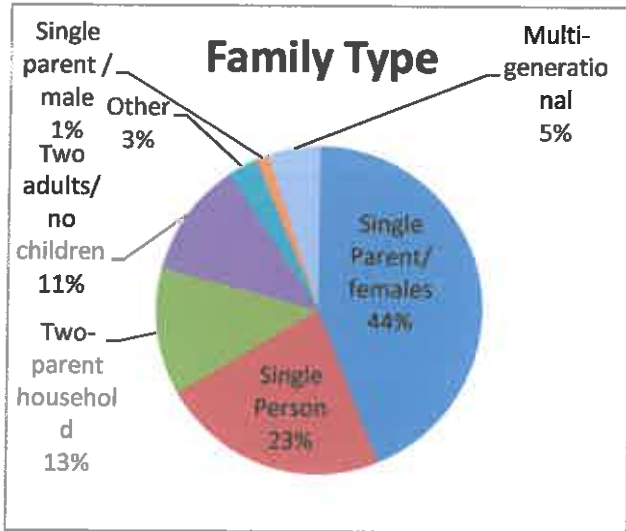
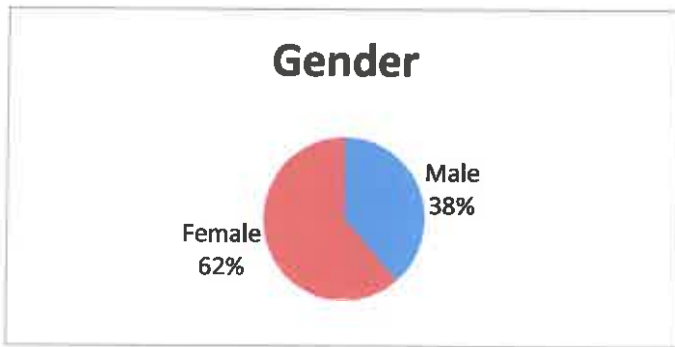


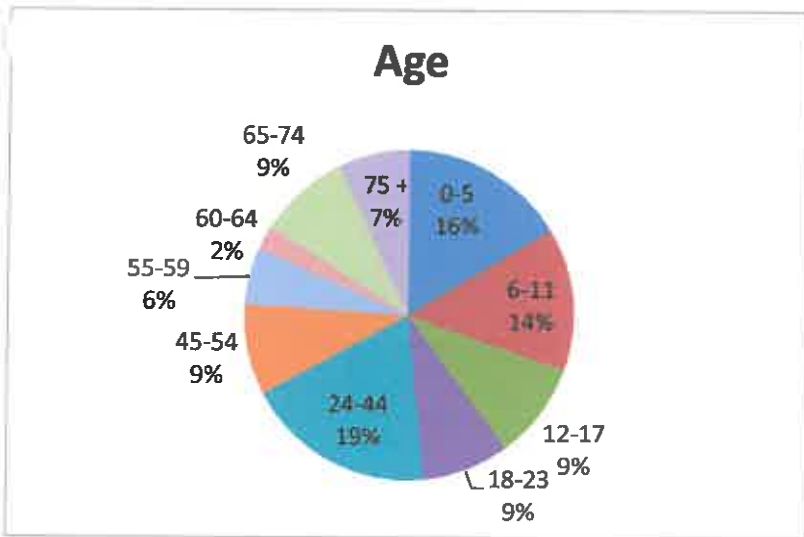
2020 PERSONS ASSISTED



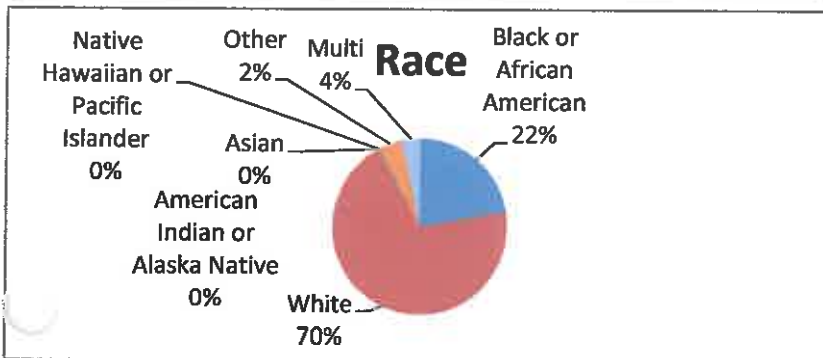
Family Type	Families
Single Parent/ females	2714
Single Person	1406
Two-parent household	777
Two adults/ no children	710
Other	186
Single parent / male	78
Multi-generational	325
Total	6196



Gender	Persons
Male	6479
Female	10390
Total	16869



AGE	Persons
0-5	2760
6-11	2351
12-17	1595
18-23	1445
24-44	3170
45-54	1503
55-59	925
60-64	402
65-74	1503
75 +	1215
Total	16869



Race	Persons
Black or African American	3744
White	11734
American Indian or Alaska Native	20
Asian	25
Native Hawaiian or Pacific Islander	18
Other	725
Multi-race (any 2 or more of the above)	603
Total	16869

It is the policy of NCCAA to comply with all State and Federal regulations prohibiting discrimination with regards to race, age, color, religion, sex, disability, national origin, ancestry, or as a veteran, in its programs, employment policies, and access to programs and facilities.



North Central Community Action Agencies , Inc.

Statement of Financial Position Year ending December 31, 2020

2020 Assets

Assets:

Current Assets:

Cash and Cash equivalents	\$258,271
Grants and Contributions Receivable	\$251,752
Prepaid Expenses	
Total Current Assets	\$510,023

Property and Equipment	\$294,692
Total Assets	\$804,715

2020 Liabilities

Liabilities and Net Assets:	
Current Liabilities:	
Accounts payable and accrued Liabilities	\$43,363
Note payable, funding source	\$0
Deferred Revenue	\$29,877
Total Current liabilities	\$73,240
Net Assets:	
Unrestricted	\$674,871
Temporarily restricted	\$56,604
Total Net Assets	\$731,475
Total Liabilities and Net Assets	\$804,715

Expenses:

Energy Assistance	\$2,815,199.00
Weatherization	\$738,654.00
Ramp	\$38,502.00
Vision	\$5,057.00
Housing	\$383,605.00
Youth programs	\$2,026.00
Community agencies support	\$45,174.00
Administrative and general	\$579,939.00
Fund raising	\$0.00
Total Expenses	\$4,608,156.00 *

Revenues:

Grants and Contracts	\$4,669,842.00
Contributions	\$17,633.00
Interest income	\$120.00
Rent and other income	
Assets released /Restrictions	
Total Revenues and Gains	\$4,687,595.00

*Expense and Revenue totals reflect funds received and spent through 12/31/2020.