

“Hey Big Shot” Video Project

For your this project, you will be practicing the various shots we discussed in class and from the above videos. You can work in a group of no more than three, or complete individually.

The subject of your first video should be an ordinary, every day activity: walking the dog, getting ready for school or work, eating supper with the family, going to bed, baking cookies, etc. The subject of this video is not the important thing. We are mainly focusing on types of shots and using the rule of thirds. Whatever you choose for the topic of this video, remember that you need to have a beginning, a middle and an ending.




You can use class time to film and edit this or film at home and edit in class.

Here is a storyboard template you can use to plan out your project.

Your completed video needs to include at least one of each of the following shots:

- **Close-up**
- **Medium shot**
- **2-Shot (Double Shot)**
- **Wide shot/Long Shot**
- **Establishing shot/Extreme Long Shot**
- **Over-the-shoulder shot**
- **Point-of-view shot**
- **Cutaway/Insert/B-Roll**
- **Your completed project should also include:**
 - Transitions—where/if appropriate
 - Titles—at least one at the beginning and one at the end

When completed, export your video in iMovie as a medium file size and upload here.

| "Hey Big Shot" Video Project    | | |
|---|---|------------|
| You've already rated students with this rubric. Any major changes could affect their assessment results. | | |
| Criteria | Ratings | Pts |
| ALL Shot Types are Demonstrated | This area will be used by the assessor to leave comments related to this criterion. | 70.0 pts |
| Storyboard is completed | This area will be used by the assessor to leave comments related to this criterion. | 20.0 pts |
| Video contains appropriate titles, transitions and audio. | This area will be used by the assessor to leave comments related to this criterion. | 10.0 pts |
| Total Points: 100.0 | | |