



Next Meeting Thurs., May 9th 7:30 pm @ Baker Centre



The AGM will take place during the June 13th Guild Meeting at the Baker Centre!

Challenge Quilts are due at the June 13th Guild Meeting!



SOCIAL SEWING NIGHT

Our next evening sew will be Thursday, May 16, 6:30 – 9:30 pm at the Quilted Raven. It's a chance to sew, cut, arrange, check out the library, or just visit. We have lots of fun! Please note, this evening is for **Members Only!**

I've got your back...

We spend so much time on our quilt tops sometimes the backing takes second fiddle, but should it? After all, the backing rests against a person's body, keeping them warm and snug. Before you make a final decision on your backing, here are some things you may want to consider:


Flannel makes a nice backing for lap quilts. The material helps to keep the quilt from sliding off of your lap.

Give some thought to the weight of quilt you would like... will the quilt be used to curl up with a book on a breezy summer day? Build a fort in the livingroom? Or used to ward off the chills in the dead of winter? Minky is so cozy but it may not be the right backing for a summer quilt. Is it a baby quilt and will be washed over and over? Make sure to use the right fabric for your project.

Depending on the size of your quilt (or your artist flare!), you may have to / want to piece the backing. If you are going to quilt it on a longarm, take into account where the seams will be. Vertical seams will start to build up on the roller bars and cause distortion.

There are some really nice wide-width fabrics on the market as well!

Did You Know?



Upcoming Class - Whoo hoo!!

It's our lucky day!!! I did it!!! I was able to secure an instructor for the June 21, 22, 23/19 weekend. We are very fortunate to have

Krista Hennebury from North Vancouver come and teach for us!!! She had space in her schedule to fit us in....hot off of teaching at Quilt Canada 2019 in Ottawa!!!

Registration is a little different this time. Because I am away.....you may contact me by email

(baja@ssimicro.com) to secure your spot in class as soon as you like. You may send me an email money transfer to make your payment. Don't forget.....you are not completely registered until you have paid!! You may also register at the next Guild meeting if that is more convenient for you....if there is still space available.

Believe me....you don't want to miss this!!!



Classes will be held at the Quilted Raven.



Speed Date with Improv with Krista Hennebury

Fri - June 21 and Sat June 22

9:00 am - 4:00 pm

\$190.00 for members (\$220.00 for non-members)



Think of this class as speed dating with improvisational piecing techniques that include curves and free-cutting. It will be fast-paced and a lot of fun: several techniques are introduced and demonstrated one after the other with very little time to second guess, stress or obsess over perfection. Every student will end up with a unique, original quilt! The focus here is to explore line, shape and happenstance in abstract design, so

keep things simply graphic by using solid-coloured fabrics in black, white and one pop of colour. On the second day, we'll work together on the design wall to jigsaw the improv elements together, seeking balance and creative design opportunities. There may even be some time to start with your quilting....depending on the size you choose to make your piece.

Some pre-cutting may be required.



Quarter Round with Krista Hennebury

Sun June 23

9:00 am - 4:00 pm

\$95.00 for members (\$125.00 for non-members)

This is a modern log cabin variation design with exciting possibilities!

This quilt has a multitude of design possibilities for secondary pattern and colour play. Workshop covers accurate cutting, perfecting a scant 1/4" seam allowance, accurate piecing without pins and design wall support with fellow students. A colouring page is sent in advance if students wish to plan their quilt before class.



Snapshots from April ...






April's Draw Winners:

Shelley won the Mystery Bag and Diane won the Book of the Month!

Congratulations!



Guest Policy

Guests are welcome to join us at any meeting. If a guest returns for a second or subsequent meeting there is a \$5 charge per visit. For details, please see the full policy on the website.

Members Giveaway Table

More and more Guild members are purging their stashes and offering items to Guild Members at the meetings. We will be setting up a table in the outer hallway for any items you would like other members to treasure.

Meeting Etiquette

Please be courteous when someone has the floor and refrain from other conversations.

Draws

The following draws take place at each Guild meeting:

Book of the Month
\$2 each or 3 for \$5
Members Only

Mystery Bag
\$2 each
Members Only

Door Prizes
Free
Members & Guests

Newsletter Submissions

Please send articles, news, favorite quilt websites, tips, and other quilt related items for the newsletter to:

quiltingyk@gmail.com

Deadline for submissions is the 4th Thursday of the month by 5:00 p.m.

Recipe Corner



We all struggle when preparing meals for our families while we have been spending the day quilting. Your problem is solved here in our new QUILTER'S RECIPE CORNER!! Each month we will give you a quick, tasty and healthy option so you can spend more time working on your projects and not in the kitchen! If you have a recipe that you use that's quick to prepare please send it to us at YKQuilters@outlook.com, we would love to use it in our Corner.

Quick and Easy Chicken Parmesan Casserole



Ingredients

1 Box of frozen, breaded boneless chicken breasts (usually there's about 6-8 breasts in the box)
2 jars of ready-made pasta sauce
2-3 cups of grated cheeses (cheddar, mozza, whatever you like)
Parsley to garnish when done.

Directions

1. Use a baking dish to fit the chicken.
2. Take a jar of the pasta sauce and pour over half the sauce, then add water to fill up the jar (which would be half a jar of water) shake to mix the sauce and water and pour over the rest of the chicken.
3. Repeat with the second jar.
4. Bake this in the oven uncovered for about 1 hour, at 350 degrees.
5. After this sprinkle over the cheese and bake another 15 min till cheese gets bubbly. You can broil the cheese to brown it up if you want.

Garnish with parsley, and serve with hot buttered noodles, and a salad.

*I sometimes use breaded boneless chicken tenders too.

Yellowknife Quilters Library


at The Quilted Raven, 5005 53rd St

Here is the new addition to your library

Creating Art Quilts with Panels:

Easy Thread Painting and Embellishing Techniques to Create Your Own Colorful Piece of Art from Panels,
by Joyce Hughes, released January 2019.

Discover how to transform premade fabric panels and thread into one-of-a-kind art quilts! Award-winning quilter and fiber artist Joyce Hughes uses free motion quilting, thread painting, trapunto, overlay, three-dimensional effects, machine techniques, and a variety of embellishments to create stunning pictorial quilts.



In this book, she shows you how to take an ordinary fabric panel and turn it into a beautiful work of art with dimension and texture. Complete 6 step-by-step projects with full-color photography and learn to make seasonal panels, beautiful florals, holiday designs, and gorgeous landscapes. Joyce presents her techniques clearly and concisely with detailed photographs in an easy-to-follow format. Sure to please both traditional and contemporary artists, *Creating Art Quilts with Panels* also features a photographic gallery of inspirational art quilt masterpieces.* text from the book.

About the Author

Joyce Hughes is an award-winning quilter, McCall's Quilting Quilt Design Star, and fabric industry consultant. A self-taught fiber artist, she has single-handedly elevated printed panels to quilt art. Her very first art quilt won a blue ribbon when it was entered into competition, an honor that has since led to dozens of awards, recognitions and opportunities in the quilting world. Joyce continues to create and design one-of-a-kind quilts and handbags, while maintaining an active schedule of lectures and workshops teaching her designing and quilting techniques.* text from the book.

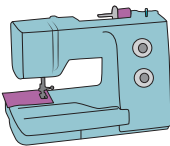
The book will be available at the May Guild Meeting!

Get Ready for the Retreat!

Wow! There are already 17 of you registered for the Yellowknife Quilters Guild May Retreat. No doubt - quilters are sew-cial people and like to get together!

Wondering what to bring with you?

If you need help deciding what you'll need to be comfortable at the retreat we found a list at www.allpeoplequilt.com. Do not hesitate to Google "retreat packing list", the Internet is full of good ones!



WHAT TO PACK: SEWING RETREAT



SEWING, CUTTING, PRESSING

- ☐ Rotary cutter
- ☐ Scissors
- ☐ Small cutting mat
- ☐ Ruler
- ☐ Sewing machine (including foot pedal and power cord!)
- ☐ Neutral thread (plus colors needed for specific projects)
- ☐ Prewound bobbins
- ☐ Pins and pincushion
- ☐ Needle threader
- ☐ ¼-inch foot
- ☐ Walking foot
- ☐ Zipper foot
- ☐ Seam ripper
- ☐ Shelf liner to put under machine
- ☐ Wide rubber bands to hold foot control in place
- ☐ Spray bottle for water (to use at ironing station)
- ☐ Wooden seam presser
- ☐ Portable pressing surface
- ☐ Mini iron
- ☐

EXTRA, EXTRA

- ☐ Extra sewing machine needles
- ☐ Spare rotary cutter blades
- ☐ Fabric basting glue
- ☐ Fusible web
- ☐ Marking tools
- ☐ Specialty rulers or acrylic templates
- ☐ Freezer paper
- ☐ Interfacing
- ☐ Batting
- ☐ Container or tool caddy
- ☐ Notebook and pencil
- ☐
- ☐
- ☐

ASK IF YOU NEED TO SUPPLY:

Bedding, towels, blow dryer, extension cords, large cutting mat, iron, or ironing board. If you'll be walking between buildings, don't forget umbrella, flashlight, and boots.

PROJECTS

List projects, kits, and any special supplies needed for each.

- ☐
- ☐
- ☐
- ☐
- ☐
- ☐
- ☐
- ☐
- ☐
- ☐

MORE RETREAT TIPS:

- Kits are great for retreats, everything is in one bag ready to go. Make sure you include the instructions.
- For extra special retreats, make signature blocks and have each attendee sign one. Put them together in a wallhanging for a memento.
- As a courtesy to other attendees, ask before you post any photos to social media. Someone may be working on a special project they don't want shared or they may be in their jammies (yes, all day!) and don't want their photo shared.
- Bring handwork for when you are tired of sewing at your machine.





The Quilted Raven

Website: www.thequiltedraven.com
Email: thequiltedraven@northwestel.net

5005 53rd Street
1-867-920-0303

AURIFIL IS HERE!



We are very excited to add Aurifil to our collection of threads for you! There are over 50 different colours in our collection in 40wt, 50wt, 12wt in various sizes. What? The colour you need is not on the shelf? No problem! We have a shade card and we can get any size of spool, weight and colour that you need!! In addition to Aurifil we also continue to carry various types of Mettler, WonderFil, Gutermann, Sulky & Presencia!

North of 60 Quilting Services www.northof60quilting.com/

NORTH OF 60 QUILTING SERVICES will be at the trade show on Mother's Day. Stop by and see our booth.

And speaking of Mother's Day, would a gift certificate for finishing a quilt be a welcome gift (hint, hint...)?

North of 60 Quilting Services

We have options!
Let us finish your quilt
OR
learn to use the longarm
and finish it YOURSELF



Anita Griffore
Marilyn McGurran
867.446.0464

northof60quiltingservices@gmail.com
www.northof60quilting.com



New things at the shop this month!!

So Fine spools of thread in neutrals and solid colours, Wide Backs in funky colours and patterns, Serger thread - And always beautiful wool.



Also don't forget to remind husbands and kids that it is Mother's Day!



We have gift certificates and some very nice gift ideas.

Happy Quilting!

Executive for 2018-19

quiltingyk@gmail.com

President

Charlene Adam CharleneAdamYKQG@outlook.com

VP

Kathy Yurris

Secretary & Comms

Debbie Gillard

Treasurer & Classes

Donna MacDonald

Mysteries

Christine Hoiland

Library & Books

Diane Corbeil

With Help From

Cindy Taylor, Leslie Bromley, Deanna Black, Lisa Fleet, Minnie Joldersma, Hazel Wainwright



@YKQuilters



Yellowknife Quilters Guild

www.ykquiltersguild.ca

ADVERTISING RATES:

Members for Sale Items FREE

Businesses \$35 full page

\$20 half page

\$10 quarter page

(or equivalent)

