

Model:

CQDH12A
CQDH15A
CQDH20A

Electric Reach Stacker

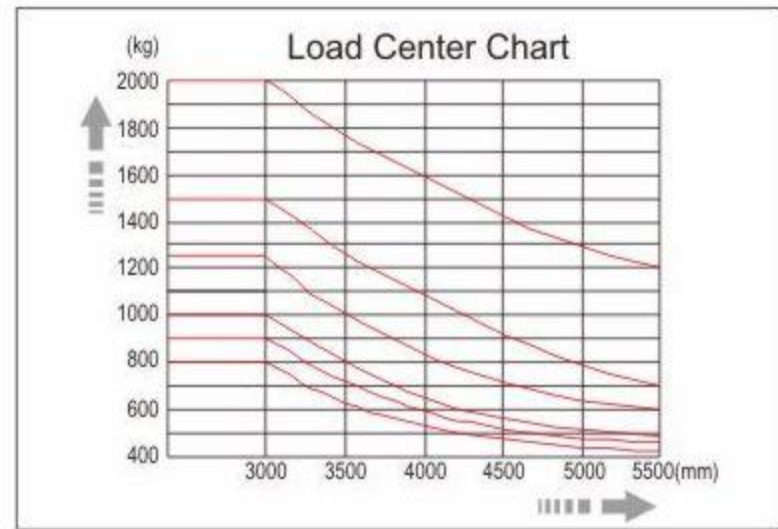
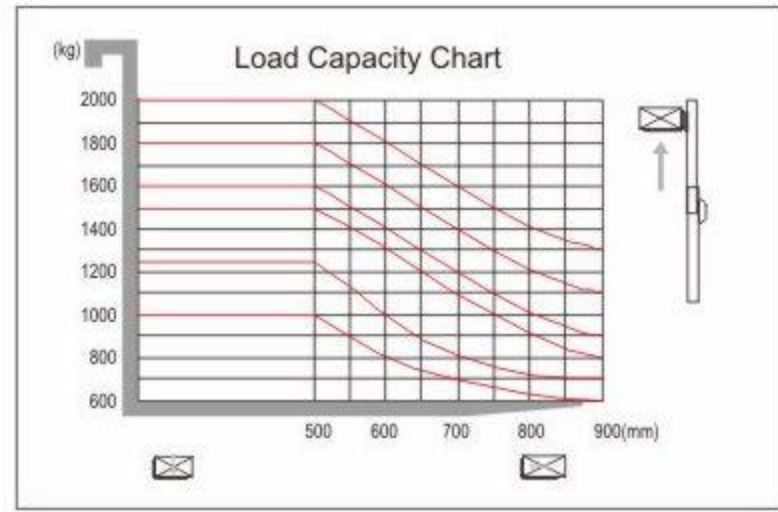
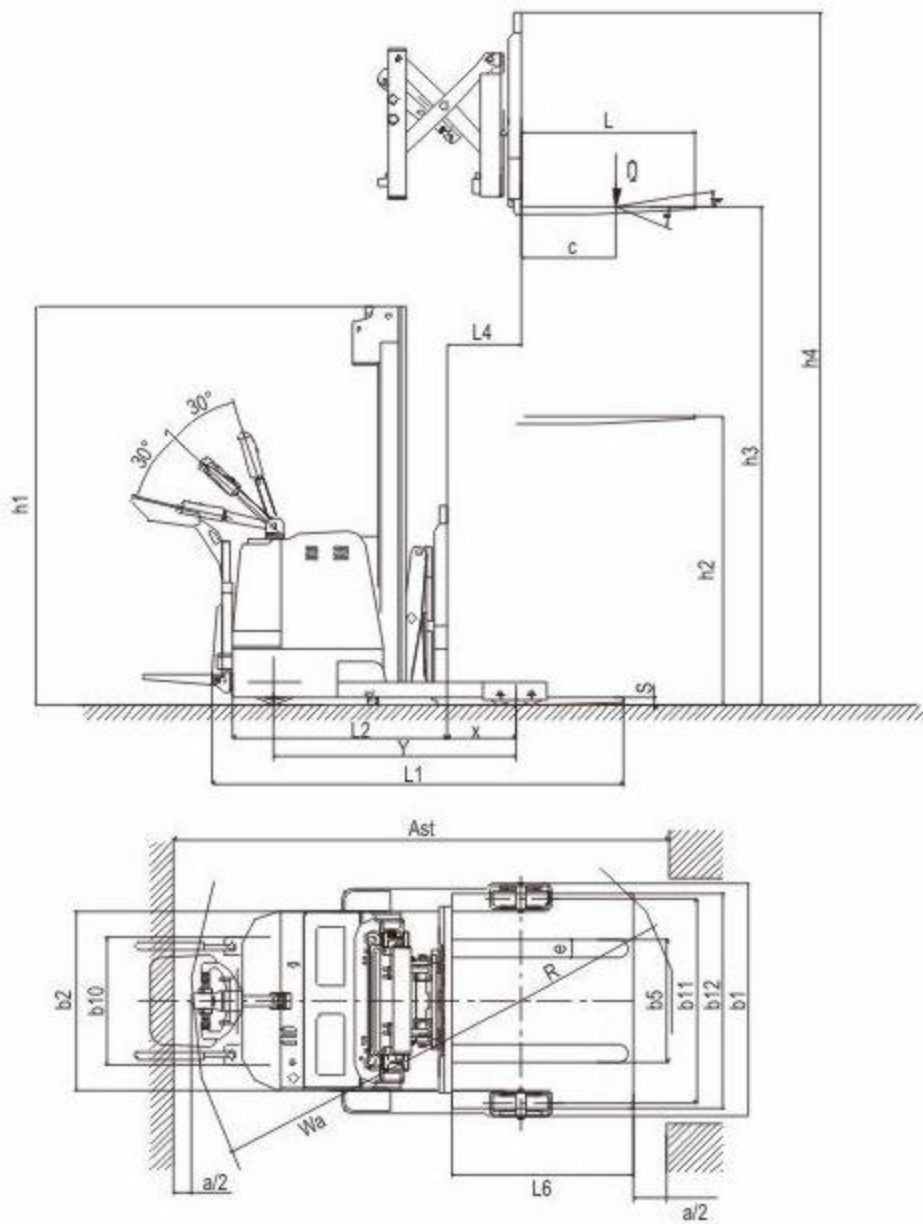
- Compact structure makes it's easy to be used in narrow aisle.
- Stepless speed control, smooth/controllable speed
- Reach distance up to 500mm.
- Fork can be tilted forward 3 degree or backward 5 degree.
- Intelligent regenerative brake system.
- Option: 1)Side shift, 2) Full free lifting mast, 3)EPS (with vertical driving wheel)



Option: Frei Tiller Head

Main Technical Parameters

MODEL		CQDH12A							
Drive type		electric							
Operation type		standing(electric for option)							
Load capacity	Q(kg)	1250							
Load centre distance	c(mm)	500							
Load distance,centre of drive axle to fork	x(mm)	365							
Wheelbase	Y(mm)	1330							
Service weight(with battery)	kg	1400	1440	1500	1870	1980	2100		
Tyre(rubber,polyurethane,pneumatic,elastomer)		Polyurethane							
Tyre,front	mm	250x82							
Tyre,rear	mm	150x82							
Wheel,number front rear(x= driven wheel)		1+2							
Tread,front	b ₁₀ (mm)	670							
Tread rear	b ₁₁ (mm)	1070							
Tilt of mast/fork carriage forward/backward	Grad	2/5							
Height, mast lowered	h ₁ (mm)	1640	1890	2140	2390	2640	2200	2360	2520
Free lift height	h ₂ (mm)						1575	1700	1825
Lift height	h ₃ (mm)	2000	2500	3000	3500	4000	4500	5000	5500
Height ,mast extended	h ₄ (mm)	3070	3570	4070	4570	4920	5570	6070	6570
Overall length	l ₁ (mm)			2250					2270
Length to face of forks	l ₂ (mm)				1125				
Body width	b1 b2(mm)	1195/950							
Fork dimension	s/e/l(mm)	45x100x1050							
Reach distance	l ₃ (mm)	500(1200)							
Ground clearance,centre of wheelbase	m ₂ (mm)	50							
Aisle width for pallets 1000x1200 crossways	A ₁ (mm)		2600					2630	
Aisle width for pallets 800x1200 lengthways	A ₂ (mm)		2600					2630	
Turning radius	W ₁ (mm)	1650							
Travel speed,laden/unladen	Km/h	4.8/5							
Lift speed,laden/unladen	m/s	0.12/0.15							
Lowering speed,laden/unladen	m/s	0.35/0.30							
Max.gradeability,laden/unladen	%	5/12							
Service brake		electromagnetic							
Drive motor power	kW	1.2 AC							
Lifting motor power	Kw/V	3.3/24							
Battery voltage, nominal capacity k5	V/Ah	24/320							
Battery weight	kg	325							
Battery dimension l/w/h	mm	812x270x535							
Sound level at the driver's ear aac. To din12053	dB(A)	75							



1KG=2.205LB 1INCH=25.40MM

CQDH15A								CQDH20A							
electric								electric							
standing(electric for option)								standing(electric for option)							
1500								2000							
500								500							
365								365							
1285				1350				1405				1425			
2050	2100	2150	2250	2330	2420	2430	2450	2500	2600	2680	2750				
Polyurethane								Polyurethane							
250x82								250x82							
125x82X2								125x82X2							
1+2								1+2							
670								710							
1095								1120							
2/5								2/5							
1640	1890	2140	2390	2640	2200	2360	2520	1640	1890	2140	2390	2640	2200	2360	2520
					1575	1700	1825						1575	1700	1825
2000	2500	3000	3500	4000	4500	5000	5500	2000	2500	3000	3500	4000	4500	5000	5500
3070	3570	4070	4570	4920	5570	6070	6570	3070	3570	4070	4570	4920	5570	6070	6570
2300				2320				2300				2320			
1125								1250							
1200/950								1240/950							
50x100x1050								45x100x1050							
500(1200)								500(1200)							
50								50							
2600				2630				2720				2750			
2600				2630				2720				2750			
1675								1750							
4.8/5								4.8/5							
0.095/0.12								0.095/0.12							
0.2/0.15								0.2/0.15							
5/12								5/12							
electromagnetic								electromagnetic							
1.5 AC/2.2 AC								2.2 AC							
3.3(4.5)/24								4.5/24							
24/320(420)								24/450							
325(375)								400							
812x324x575								812x270x575							
75								75							