

2017 VOLUSIA COUNTY FAIR  
YOUTH LIVESTOCK  
BREEDING RECORD BOOK



Exhibitor Name: \_\_\_\_\_

Age (as of Sept. 1): \_\_\_\_\_ Grade: \_\_\_\_\_ Years in Project: \_\_\_\_\_

Club or Chapter Name

or Independent: \_\_\_\_\_

Circle one:      Heifer      Ewe      Goat      Swine

PEEWEE AND JUNIOR LEVEL

Ages 5-10 years old

Score: \_\_\_\_\_ Place: \_\_\_\_\_

# RECORD BOOK REQUIREMENTS AND SCORING

RECORD BOOK SECTIONS	POSSIBLE POINTS
• PROJECT AGREEMENT - PAGE 3	/5
• PROJECT INFORMATION - PAGE 4	/10
• PROJECT SUMMARY - PAGE 5	/10
• COMPONENTS OF YOUR BREEDING ANIMAL - PAGE 6	/10
• PROJECT INVENTORY - PAGES 7 & 8	/5
• HEALTH RECORD - PAGE 9	/5
• NON-FEED EXPENSES - PAGE 10	/5
• FEED EXPENSES - PAGE 11	/10
• PROJECT ENTERPRISE SUMMARY - PAGE 12	/5
• RESEARCH ACTIVITY - PAGE 13	/10
• PHOTOGRAPHS WITH CAPTIONS - PAGES 14 - 18	/10
• REQUIRED VOLUSIA COUNTY FAIR DOCUMENTS - AND BREEDING RECORD - PAGE 19	/10
• NEATNESS AND ADHERENCE TO GUIDELINES, GRAMMAR, SPELLING	/5
TOTAL POINTS POSSIBLE:	100

1. The beginning of the project is the date of purchase or acquisition, or in case of a multi-year project, from December 1.
2. Record Books are due on or before Barn Work Day.  
Late Record Books will not be accepted.
3. Record Books should be stapled in the top left corner and not placed in a plastic cover or notebook.
4. Record Books should be hand-written, in pen or pencil (if special arrangements need to be made, please contact Laura Cash at 386-822-5778).
5. Have your parent, club leader, or advisor proofread your Record Book.
6. Scoring: 90-100 Blue; 80-89 Red; 70-79 White

## PROJECT AGREEMENT

This section is to be completed at the end of the project.

Exhibitor Name: \_\_\_\_\_

Exhibitor Address: \_\_\_\_\_

Exhibitor Phone: \_\_\_\_\_

Exhibitor E-mail: \_\_\_\_\_

## CERTIFICATION STATEMENTS

I hereby certify that as the exhibitor of this project, I have been personally responsible for the care of this animal, I have personally kept records on this project, and I have personally completed this Record Book.

\_\_\_\_\_  
Exhibitor Signature

\_\_\_\_\_  
Date

I/We, the parent(s)/guardian(s), certify that our son/daughter has completed this project, with our encouragement and assistance, has completed this record book, and will comply with all of the rules and regulations of this show.

\_\_\_\_\_  
Parent/Guardian Signature

\_\_\_\_\_  
Date

This exhibitor is a current and active member in good standing with the \_\_\_\_\_ 4-H Club or the \_\_\_\_\_ FFA Chapter. I have reviewed this book for completeness and accuracy of reporting.

\_\_\_\_\_  
Club Leader/ FFA Advisor Signature  
(if applicable)

\_\_\_\_\_  
Date

## DRUG STATEMENT

I hereby certify that any drug, antibiotic, or biological residue which may have been administered by myself, or any person, was done so in strict compliance with the manufacturer's label requirements or as prescribed by a veterinarian.

\_\_\_\_\_  
Exhibitor Signature

\_\_\_\_\_  
Parent/Guardian Signature

## **PURPOSES OF BREEDING ANIMAL PROJECTS**

1. To acquire an understanding of livestock animal production by preparing for an animal, purchasing it, caring for it with best management practices, and keeping accurate records.
2. To be able to identify the types and grades of the animal species and to employ efficient methods of production and marketing.
3. To understand the business aspects and economics of purchasing animals, feed, facilities, and equipment needed for a breeding animal project.
4. To develop a sense of integrity, good sportsmanship, and cooperation with other exhibitors and the public.
5. To develop leadership abilities, build character, and to assume citizenship responsibilities as an ambassador for the livestock production community.

## **PROJECT INFORMATION**

Name of animal: \_\_\_\_\_

Breed: \_\_\_\_\_

Identification number of animal: \_\_\_\_\_

Ethics number of exhibitor: \_\_\_\_\_

Is this a chapter or club animal? If so, identify the club or chapter:

\_\_\_\_\_

Birth date of animal: \_\_\_\_\_

Date of ownership: \_\_\_\_\_

Was this animal purchased or was it the product of a project breeding program?

\_\_\_\_\_

Estimated beginning value, or actual cost, of animal: \_\_\_\_\_

Ending value: \_\_\_\_\_

Describe how you got this animal:

\_\_\_\_\_

\_\_\_\_\_

\_\_\_\_\_

\_\_\_\_\_

## PROJECT SUMMARY

Your score in this section will be determined by the completeness and thoroughness of your answers, neatness, and your grammar and spelling.

1. List three (3) goals you have for this project (complete at beginning of project):

- \_\_\_\_\_
- \_\_\_\_\_
- \_\_\_\_\_

\_\_\_\_\_  
Exhibitor Signature

\_\_\_\_\_  
Date

2. Why did you select this breeding project?

\_\_\_\_\_  
\_\_\_\_\_  
\_\_\_\_\_  
\_\_\_\_\_

3. List three things you learned by completing this project (answer at the end of your project):

- \_\_\_\_\_
- \_\_\_\_\_
- \_\_\_\_\_

4. Who has helped you complete this project and how?

\_\_\_\_\_  
\_\_\_\_\_  
\_\_\_\_\_  
\_\_\_\_\_

5. List three things that you considered to be challenges with your project and how you fixed them:

- \_\_\_\_\_
- \_\_\_\_\_
- \_\_\_\_\_

## COMPONENTS OF YOUR BREEDING ANIMAL

1. Draw or fasten a picture of your breeding animal in the space below.
2. Using a pen or marker, identify at least five reproductive parts of your animal on the picture.
3. Pick one of the parts and describe its role in the breeding process.

---



---



---



---

### 4. Matching:

List the species, breeding animals, and their offspring in the chart below.

Species	Sire	Dam	Offspring

Are there any of the animals that have not been bred or cannot breed? Enter them in the chart below:

Species	Male	Female

### Word Bank:

Bovine	Lamb	Caprine	Cow	Piglet
Sow	Barrow	Boar	Bull	Heifer
Ewe	Kid	Ovine	Nanny/Doe	Gilt
Wether	Billy/Buck	Ram	Porcine	Calf
Steer				

## PROJECT INVENTORY

List all equipment and you had at the beginning of the project. After listing your **inventory**, list those items you purchased after you began the project oldest items to newest. List only those items that you plan to keep past the end of the project. Examples: Clippers, buckets, blowers, chutes, show boxes, brushes and combs. Do not list items such as feed, shampoo and conditioner. The year is from fair to fair.

ITEM (INVENTORY) <b>A</b>	DATE ACQUIRED <b>B</b>	PURCHASE COST OR VALUE <b>C</b>	EXPECTED LIFE OF ITEM <b>D</b>	NUMBER OF YEARS OF USAGE <b>E</b>
<i>Ex: Blower</i>	<i>12/2014</i>	<i>\$394.95</i>	<i>Est. life of 10 years</i>	<i>3</i>
<i>Ex: Clippers</i>	<i>3/2/2015</i>	<i>\$239.95</i>	<i>Est. life of 5 years</i>	<i>3</i>
<i>Ex: Bucket</i>	<i>7/18/2016</i>	<i>\$19.98</i>	<i>Est. life of 2 years</i>	<i>2</i>
<i>Ex: Show Box</i>	<i>1/23/2017</i>	<i>\$525.00</i>	<i>Est. life of 5 years</i>	<i>1</i>
	<b>TOTALS</b>	<i>\$1,179.88</i>		

# PROJECT INVENTORY

ITEM DESCRIPTION (INVENTORY) A	DATE ACQUIRED B	PURCHASE COST OR VALUE C	EXPECTED LIFE OF ITEM D	NUMBER OF YEARS OF USAGE E
TOTALS		\$		





## NON-FEED EXPENSES

List amounts in columns by month. Include descriptions. This page can be duplicated.

<b>MONTHLY TOTAL</b>	\$210.00	\$	\$	\$	\$	\$	TOTAL:
<b>OTHER - PLEASE SPECIFY</b>							
<b>ADVERTISING/ MARKETING</b>	\$10 for stamps, envelopes for letters						
<b>TRANSPORTATION</b>	\$10 gas to take animal to tagging						
<b>CLIPPING/ SHEARING FEES</b>							
<b>HOUSING/RENT/ LEASING</b>							
<b>REGISTRATION FEES</b>	\$15 entry fee for VCF						
<b>BEDDING</b>							
<b>MEDICATIONS/ OTHER TREATMENTS</b>	\$25 for antibiotics						
<b>VETERINARY SERVICES</b>	\$150 for home visit						
<b>MONTH AND YEAR</b>	Ex: August 2015						

## **FEED EXPENSES**

1. Attach a copy of a receipt for feed and the nutrition label from the bag below.

2. How did you decide upon the type of feed and the amounts to feed your animal?

---

---

---

---

---

3. Draw pictures of at least five (5) things that your animal needs to be healthy.

## PROJECT ENTERPRISE SUMMARY

### OTHER INCOME

List other shows or events that you took your breeding animal to and enter awards and premiums earned. If there were none, enter zero.

DATE	DESCRIPTION	AWARD
<b>TOTAL</b>		

### SPONSOR INCOME

List income from sponsors in the chart below. If you do not receive financial support from a sponsor, then enter zero.

DATE	DESCRIPTION	TOTAL
<b>TOTAL</b>		

### SPONSOR DONATIONS

List donations of supplies, transportation, equipment, and other items below.

DATE	DESCRIPTION
9/13/15	Club leader transported animal to jackpot show in trailer.

## RESEARCH ACTIVITY:

Insert a photo of the animal  
that you have researched and  
with which you would like to  
breed your animal.

Breed, Age, Name, Special Traits:

---

---

---

---

---

---

---

---

---

---

How did you find this animal?

---

---

---

Location (include farm, city, state, owner):

---

---

---

Estimated Cost(s):

---

---

What is your plan (why did you decide on this animal, future of breeding project, what will do with the offspring, etc.)?

---

---

---

---


---

---

## PROJECT PHOTOGRAPHS - A VISUAL STORY

Include at least five photographs with you and your project animal, from the beginning to the end of your project, and that reflect various aspects of your project. Photographs should be 3"x5" or 4"x6". Make sure that your photographs are attached neatly and securely. In the space below the picture write a caption. Each caption should include:

- Date
- Description of activity or event
- Skill learned
- Less than 50 words



**PHOTO CAPTION:**

DATE: \_\_\_\_\_

---

---

---

---

---

---

---

---


---

---

## PROJECT PHOTOGRAPHS - A VISUAL STORY

Include at least five photographs with you and your project animal, from the beginning to the end of your project, and that reflect various aspects of your project. Photographs should be 3"x5" or 4"x6". Make sure that your photographs are attached neatly and securely. In the space below the picture write a caption. Each caption should include:

- Date
- Description of activity or event
- Skill learned
- Less than 50 words



**PHOTO CAPTION:**

DATE: \_\_\_\_\_

---

---

---

---

---

---

---

---


---

---

## PROJECT PHOTOGRAPHS - A VISUAL STORY

Include at least five photographs with you and your project animal, from the beginning to the end of your project, and that reflect various aspects of your project. Photographs should be 3"x5" or 4"x6". Make sure that your photographs are attached neatly and securely. In the space below the picture write a caption. Each caption should include:

- Date
- Description of activity or event
- Skill learned
- Less than 50 words



**PHOTO CAPTION:**

DATE: \_\_\_\_\_

---

---

---

---

---

---

---

---

---


---



## PROJECT PHOTOGRAPHS - A VISUAL STORY

Include at least five photographs with you and your project animal, from the beginning to the end of your project, and that reflect various aspects of your project. Photographs should be 3"x5" or 4"x6". Make sure that your photographs are attached neatly and securely. In the space below the picture write a caption. Each caption should include:

- Date
- Description of activity or event
- Skill learned
- Less than 50 words



**PHOTO CAPTION:**

DATE: \_\_\_\_\_

---

---

---

---

---

---

---

---


---

---

## PROJECT PHOTOGRAPHS - A VISUAL STORY

Include at least five photographs with you and your project animal, from the beginning to the end of your project, and that reflect various aspects of your project. Photographs should be 3"x5" or 4"x6". Make sure that your photographs are attached neatly and securely. In the space below the picture write a caption. Each caption should include:

- Date
- Description of activity or event
- Skill learned
- Less than 50 words



**PHOTO CAPTION:**

DATE: \_\_\_\_\_

---

---

---

---

---

---

---

---

---

---

## REQUIRED VOLUSIA COUNTY FAIR DOCUMENTS

Attach to this page, in the order listed, the following documents:

- A. Volusia County Fair Entry Form
- B. The Bill of Sale, Registration Paper, or Lease Agreement
- C. Health Certificate, if applicable

## BREEDING RECORD FOR PROJECT ANIMAL

Complete the table below for your project animal's breeding record. If the animal has not been bred, indicate in the Notes section.

SIRE ID	DATE OF DELIVERY	NUMBER OF ANIMALS BORN AND SEX	BIRTH WEIGHT	WEAN DATE AND WEIGHT	KEPT, SOLD, DIED
NOTES:					

# GLOSSARY OF TERMS

**ASSET** - Something that is owned and has an economic value

**AVERAGE DAILY GAIN** - Average daily gain (ADG) is a critical performance measure that is computed by dividing the total pounds the animal gained through the project by the total number of days on feed.

**BEGINNING WEIGHT or INITIAL WEIGHT OF ANIMAL UPON PURCHASE OR ACQUISITION** - The weight of the animal when acquired

**BILL OF SALE, REGISTRATION PAPER, OR LEASE AGREEMENT** - Proof of ownership

**BQA** - Beef Quality Assurance, an online class that deals with production

**BREAK-EVEN COST PER POUND** - Total expenses divided by the estimated or final weight

**BUYER LETTER** - A letter written to a potential buyer of an market animal. Guidelines are included the Livestock Handbook

**COST OF GAIN** - Feed cost per pound of gain, determined by the total cost of feed fed divided by the total pounds gained

**CONVERSION** - Pounds of feed fed per pound of gain

**DATE ACQUIRED** - The date that the animal is in your ownership

**DEPRECIATION** - Each year, the item loses part of its original value. The decrease in value of items used in the project is called depreciation.

**ETHICS** - A three to four hour class taken every three years from a certified instructor that deals with the ethical treatment of show animals

**EXPENSES** - Charges for services or products

**FEED EXPENSES** - Project expenses related to the feeding of the animal: feed, supplements, hay, etc.

**HEALTH CERTIFICATE** - A statement of health issued by a licensed veterinarian within the last 30 days (out-of-state) and the last 90 days in Florida

**INCOME** - Money received for goods or services, or from other sources

**INVENTORY** - An inventory is a list of items in one's possession related to the project that have value. Closing inventory is what is present at the end of the project.

**LOSS** - Money for project items that adds up to more than the amount received or earned

**NON-FEED EXPENSES** - Non-feed expenses are those project expenses that are not related to the feeding of the animal. They include grooming, housing, veterinary care, transportation, envelopes and stamps, etc.

**PQA** - Pork Quality Assurance, an online class that deals with production

**PROFIT** - The difference between the purchase price and supplies for the project and the sale, or market, price

**PURCHASE COST OR VALUE** - The amount of money paid to purchase the animal

**VACCINATION** - A substance that is given to an animal to protect against a particular disease.

- SQ—SUBCUTANEOUS, UNDER THE SKIN
- IM—INTRAMUSCULAR, INTO A MUSCLE
- IV—INTRAVENOUS, INTO A VEIN
- TOPICAL—ONTO SKIN
- ORAL—INGESTED

**VALUE AT THE BEGINNING, END OF PROJECT** - This refers to the market value of the animal at the beginning and end of the project. These values may or may not be the same as the purchase and sale prices.

**VOLUSIA COUNTY FAIR ENTRY FORM** - The entry form is found in the Livestock Handbook and asks for the ear tag number, Ethics number, Social Security or TIN number, exhibitor and animal information, etc.

**WHOLESALE CUTS:** Wholesale cuts are the large cuts of meat that are shipped to retailers. Retail cuts are the family sized or single serving cuts that are purchased at the store.

## RESOURCES:

Florida State Fair Youth Livestock General Record Book

Volusia County Fair Record Book

Michigan 4-H Livestock Record Book

McLean County 4-H Swine Project Record Book

Alachua County Youth Fair and Livestock Show Record Book

Osceola County Livestock Record Book