

FWDP Newsletter

Volume 38 Issue 1 January 2023

**Fort Worth Decorative Painters is a Chapter
of the Society of Decorative Painters
Celebrating 39 Years**



Well here it is 2023 already and we begin a new era at FWDP since we are no longer a part of the Society of Decorative Painters. Although it may be sad for some, let us hope we can forge our own successes on our own.

We have a whole slate of fun projects to paint this year, and I am looking forward to new challenges as well as learning new techniques. I would like everyone to think of tips and suggestions they have learned that were helpful to them. Things they have discovered that will encourage older painters and teach new painters so we can all learn new skills.

Happy Painting!!

2023 Board

Elected Officers

PRESIDENT – Peggy Thomas

VP Programs – President Elect – Louise Smith

Secretary – Jan Park

Treasurer – Sharlene King

Membership – Dora Jodoin

2022 Committee Chair

Christmas Party – Peggy Thomas, Jan Park, Louise Smith

Hospitality – Jan Park

Newsletter – Nancy Genetti

Publicity/Website – Suzane Godley

Raffle – Stacey Castiglione

Saturday Specials – Dusti Dancer

Seminars – Nancy Genetti

Service Project -- Memory Boxes – Judy Wallis

Sunshine – Suzane Godley



2023 Elected Officers



Cat and Moon (Happy Halloween). Class
January 2023

design by Marlene Kreutz; taught by Linda McDonald

The original was done on a small barrel stave that was cut into the shape of a pumpkin. Have searched but no one is cutting them anymore. The shape could be cut out of a flat board if you know of a wood cutter. Or maybe you cut? I'm sure others would be interested in a board if you find a cutter.

we can always do it at the meeting but bring a dryer to get it dry. Don't forget graphite transfer paper.

Other supplies: DA paint: Burnt Umber, Cad Orange, Canyon Orange, Charcoal Grey, Driftwood, Hauser Med Green, Lamp Black, Moon Yellow, neutral Grey, Orange Twist, Raw Sienna, Sand Grey. Surface is 10 1/2 x 4 inches

Brushes: Variety, including large flat for background, (blender if you use it), liner, etc.

Usual painting supplies.

If you have questions: you can reach me at Linda.mcdonald@yahoo.com

³
Remember to not just Basecoat but to apply the first layer as the prep sheet says. Photo of the way it should look.





Brown around the top, lighter above the houses for a sunset, and two oranges blobs along the left bottom. They look like one big area but the moon, cat and pumpkin will cover. Just hoping it makes sense. If not, we can do there and dry with driers.

A couple tips: SEAL the wood. Follow Marlene's tip to wet the area first, use a small amount of paint and soften outward, or downward using whatever brush will give you a blended look. (I used a large flat) (Marlene used a round sable) because of the water, you may need to use more layers to get your desired look. I also discover I have two bottles of Moon Yellow. One DA and one Folk Art. The DA has more white. The FA more yellow. If you want it brighter we can glaze the FA in class.



4 November Meeting





Sunshine/PR/Website - Suzane Godley

The website will be updated later this month.
If you know of any small newspapers that we can send
an article on our program opportunities, please let me know.

Thank you.

HOSPITALITY

Refreshments will be supplied by the board for January.



Thanks to November raffle donors Connie, LaRue, Janis, Jan and Linda. Congrats to the lucky winners!

Our raffle made \$60 plus a \$20 donation.

January raffle items will be provided by board members Louise, Peggy and Dusti.

FEBRUARY 2023 PROJECT

"Holly Jolly Christmas" designed by Lynne Andrews

Taught by Louise Smith

PREP INSTRUCTIONS

Surface: 5 3/4" x 8" round bulb ornament available from Lynne Andrews Folk Art, item #2012-98S

Paint: Americana

Avocado, Buttermilk, Burnt Umber, Country Red, Graphite, Lamp Black, Olive Green, Plantation Pine, Snow (Titanium) White, Spiced Pumpkin, Marigold

Brushes: Lynne Andrews

#4, 8 floater (series 3020), #4, 8 stippler (series 3014)

Good assortment of smaller mops 1/4" flat brush to paint check edge

Brush to seal and basecoat

Misc. supplies: tracing paper, transfer paper, stylus, Rotring Tikky marker size 0.1 (available from Lynne Andrews Folk Art), DecoArt Glamour Dust- Crystal, black and white check craft ribbon (Michaels), Americana Sealer/ Finisher, Americana Multi Purpose sealer, hair dryer, small stick- on snowflake (Hobby Lobby), Tulip Puffy Dimensional Fabric Paint- White (Hobby Lobby or Michaels)

Preparation

1. Basecoat the ornament in Buttermilk. The edges will take more coats to cover dark edge.
2. Transfer pattern.



MINUTES OF THE NOVEMBER 21, 2022, FWDP GENERAL MEETING

The meeting was called to order at 6:33 p.m. by President **Louise Smith**. Dusti Dancer made a motion, seconded by Linda McDonald, to accept the Minutes of the previous meeting.

Treasurer: Sharlene King provided the current account balance and updated raffle information. Those providing raffle items: Connie Alexander, Janice Briggs, LaRue Hughes, Linda McDonald. Winners: Nancy Genetti and Juanita Munoz.

Membership: Dora Jodoin suggested anyone unsure if they had paid their 2023 dues to check with her.

Programs: Peggy Thomas taught a winter candle wrap. Future programs for general meetings, and Saturday Specials, were to be chosen from projects presented. Selection, by member vote, to be made during the current meeting.

Service: Judy Wallis reported contact with Cooks Children's staff, who requested Memory Boxes not have angels in the designs.

Hospitality: Jan Park said treats for January will be provided by the incoming Board members. Sign-up for future meetings will occur then.

Sunshine/Newsletter: Nancy Genetti reminded everyone that member Jan McCleery still needs our cards and prayers. The Newsletter deadline will be set at the January Board Meeting.

Christmas Party: Dusti Dancer mentioned it was the last night to sign up for the Christmas party and donated items of any age would be welcome additions for the auction. Remember to bring a painted ornament and Gifts of Five to the party.

New Business: Louise Smith called for 2023 Officer Nominations from the floor. Hearing none, a motion was made by Janice Briggs, seconded by Dusti Dancer, to accept the proposed slate of Officers by acclamation. It passed and the 2023 Officers include: Peggy Thomas, President; Louise Smith, VP-Programs/President-Elect, Sharlene King, Treasurer: Jan Park, Secretary.

Louise will arrange a two-night Zoom event to paint Rosemary West's Santa ornament.

Sharlene King noted SDP sent an e-mail about a final dissolution vote on-line December 6th. The 2022 SDP Board has resigned.

Linda McDonald displayed the January project. Janice Briggs has wood for the project at \$1 each.

Nancy Genetti accepted the Seminars Board position for 2023. A decision vote on prospective Seminar teachers will occur in January. Members offered the names of Marco Aguilar, Bobbie Campbell, Beth Wagner as people they would like to have contacted.

Louise Smith tabled voting on the revised By-Laws until January.


Carolyn Martchenke made a motion, seconded by **Janice Briggs**, to adjourn the meeting at 6:57 p.m.

Respectfully submitted,

Connie Alexander

Membership News

With SDP dissolving, anyone wanting to join our group no longer needs to do anything other than paying our \$20 dues. Now is the time to encourage friends and family to come and be a part of our painting family. If you know someone who might be interested, please reach out to them including past members and let them know of the changes. Invite them to a meeting or if they can't attend in person, let us know so we can get in touch with them so they can participate via zoom. We have a lot of great monthly projects and upcoming Saturday specials. It would be great to get more of our past membership back.



Don't forget Chapter dues are due now—\$20 for 2023
Do not Pay SDP Dues

Saturday Specials

We will have at least two Saturday Specials this year and I am hoping for a third if we get an early enough start and depending on if and when we have a seminar.

At this time I do not have any dates to give you or a line up of who will teach when. I can tell you that

Linda McDonald, Dora Jodoin, and Beth Stodieck are our top three picks for the Specials this year.

More to come as soon as I have more!

Dusti

10 Christmas Party





President's Gift



Installation




Newly Elected Officers



More Christmas Party Photos



Something to think about!



Projects for 2023

I am excited to present our projects for this year. A big Thanks to everyone that presented items to teach in 2023. We had a large selection to choose from. I only wish we could pick more than eight. I am sure you will be pleased with this year's projects as there is something to be learned from each teacher.


MONTHLY PROJECTS 2023



Cat and Pumpkin
Linda McDonald
January



Snowman
Louise Smith
February



Floral on Tin
Beth Stodieck
March



Dragonfly
Dora Jodoin
April



Harvest Blessing
Beth Stodieck
May



Pumpkins & Crock
Linda McDonald
September



Lights Notecard
Sharlene King
October



Joy Snowman
Dusti Dancer
November



Mari Hearts Snowman
Beth Stodieck
January 2023

Memory Boxes—Judy Wallis

Service project - Memory boxes for Cook's Children's Hospital

This is an on going service project. I encourage everyone to participate. You can pick up a box to paint at the January meeting. These need to be in gender neutral colors. No angels or stuffed animals please.



Members Out and About



To Check Out:

Facebook page for Artists: Artful Ties

Check out Zoom Classes at *Decorative painters academy*

From Beth:

This is something I found on Della's website and thought it might be interesting filler for the newsletter or if anyone's teaching on metal.

<https://www.dellaandcompany.com/joyce-howard/Tin-Prep-for-tin2013.pdf>

[I will be teaching on tin at the March meeting. This would be a good read on prepping tin to read before that.](#)

Also, she's having a good pattern/surface bundle sale on her website right now. Some cute designs people might like knowing about.



It is so fun to have lots of photos in the newsletter and be able to look back on them. We also put in some very old pictures which are quite fun to see! I would like different members to take photos at the meetings, paint-ins etc. and send to me for the newsletter. It is great to have photos from different members to show different perspectives.



Oklahoma City Painting Palooza

Oct 21-28, 2023



Wildflowers Chapter will host a seminar with Lisbeth Stull
April 14 & 15 2023.

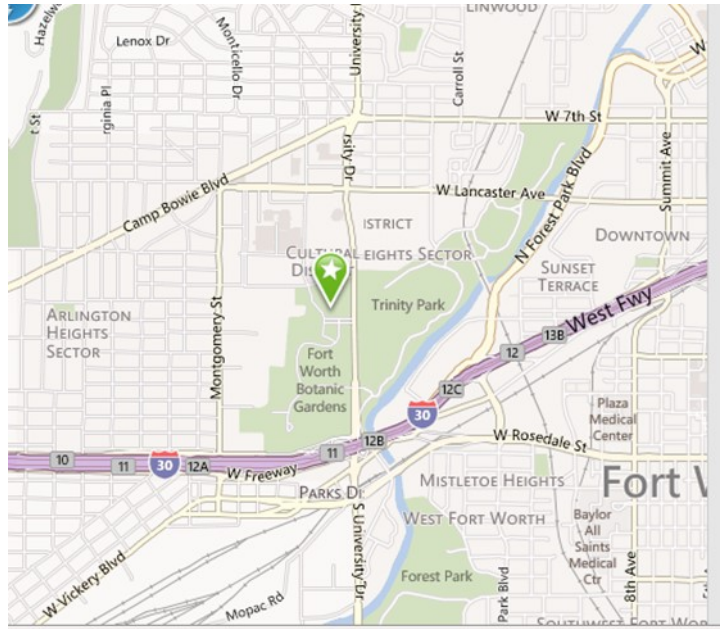
Fort Worth Decorative Painters

Nancy Genetti
Newsletter Editor
1117 Eton Drive
Richardson, TX 75080

Facebook:

Fort Worth Decorative Painters (FWDP)

www.fwdecorativepainters.com



FWDP Meets the Third Monday of February, March, April, May, September, October & November.

January Meeting 4th Monday and the Christmas Party 2nd Monday in December.

At the

**Botanical Gardens
3220 Botanic Garden Blvd.
Fort Worth, TX 76107**

2023 Dates to Remember

January 23 – Chapter Meeting

February 20 - Chapter Meeting

March 20 – Chapter Meeting

April 18 – Chapter Meeting

May 17 – Chapter Meeting

September 18 – Chapter Meeting

October 16 – Chapter Meeting

November 20 – Chapter Meeting

December 11 – Christmas Party