



Inside This Issue

Meeting Minutes.....1-6

Upcoming Events.....6-7

New Releases.....8-9

Members Build Blogs.....9-11

Club "Contest"N/A

Interesting Articles.....11-18

New Techniques.....N/A

USA AFV Register.....19

Support Our Vendors.....19-20

Classified Ads.....20-21

The Day Room (Editor)21-22

Welcome to the latest issue of our newsletter. We try REALLY hard to publish this each month, but sometimes stuff happens, or you know, CRS flair ups occur. Of course, what's published in this newsletter is probably out of date, known by everyone already, or completely off-topic. Maybe everyone will like the pretty colors, but then your ink cartridge will probably run out after only printing a couple pages. This paragraph is what's known as "filler text", which we needed since we added the snazzy table of contents and this area was kind of empty.

Check out the "Classified Ad" section near the end of the newsletter. This section will give you a space to advertise items you want to barter, swap, sale or trade. Or even a request for research material. Check it out. Contact the seller directly. Note personal email addresses are not listed on the public site. Contact the seller directly via his/her email addresses.

Check out our website for more info & photos:
<http://www.ampscentralsouthcarolina.org/>



Visit us on Facebook at:
<https://www.facebook.com/ampscentralsouthcarolina>

Regular Meeting Minutes, 11 April, 2018

Our last meeting was held on Wednesday, April 11, 2018 from 6-8 pm at the HobbyTown store in the Publix Shipping Center (North Pointe Shopping Center), Two Notch Road, Columbia (NE). We had 22 members in attendance, who brought 16 models for Show & Tell. A new club member George Reasor attended, plus Steve Reid visited from NY. For the Raffle, we had Italeri's "Demag with Pak 38", kit #6383, won by Robin Evans. Please see our website for photos of the models that were brought in for Show & Tell, the meeting, and the raffle prize.

- 1) German Soldiers, Mixed Units, Winter BoB? (Warriors, Mark35 & others resin), 1/35 – Josh Orenstein
- 2) Pz.Kpfw. III Ausf. M (Tamiya + scratch-made skurtzen brackets), 1/35 – Dave Cicimurri
- 3) WWI Trench (Thistle figures, scratch-made everything else), 75mm – Tom McCoy
- 4) M40 155mm SP Howitzer (Korea) (Tamiya), 1/35 – Carl Wethington
- 5) M3 Lee, Late (Takom), 1/35 – George Reasor
- 6) Sd.Kfz. 251/1 Hamonaog Half Track (Tamiya), 1/35 – Robin Evans
- 7) Sd.Kfz. 173 Ausf. G1 Jagdpanther Early Production, Normandy (DML), 1/35 – Tom Wingate
- 8) GMC CCKW 353 Bofors 40mm Gun SP/AA truck, Free French Forces, WWII (Hobby Boss + Aber Metal Barrel, MV Lenses, Eduard PE X2, ValueGear resin Stowage & Tarps), 1/35 – Phil Cavender
- 9) HMMWV M1025 Armament Carrier, SCARNG ODS 132 MP CO (Italeri + Panzer Art resin Tires, Tamiya decals, M60 MG & Stowage), 1/35 – Ben Brandes
- 10) M4A1(76)W Sherman (Tamiya M1 Super Sherman backdated + Asuka parts, Verlinden Road Wheels, Eduard PE), 1/35 – Ben Brandes
- 11) M26A1 Pershing (DML + Verlinden resin Vision Blocks, Bison Decals, Bronco Tracks), 1/35 – Ben Brandes
- 12) M3 Lee (Tamiya), 1/35 – Noah Brandes
- 13) Sd.Kfz.182 King Tiger, Henschel Turret (Tamiya 35160, Cavalier Zimmerit, partial Verlinden Interior, Aber PE), 1/35 – John Sherrer
- 14) British Peninsula Infantry, Coldstream Guards (Victrix Ltd.), 28mm – Kevin Cook
- 15) Sherman Firefly Vc (Tamiya + Tamiya & Miniart Figures), 1/35 - Michael Child
- 16) Tiger I Late Version “Whitman’s Last Ride” (Academy with full interior added), 1/35 – Michael Child

Photo Album on our webpage at: <http://www.ampscentralsouthcarolina.org/meeting-photos.html>

Business items:

1) Treasurer’s Report:

- a. Treasury balance was \$4,401.66 (total of bank + CoH + deposits).
- b. Bank balance was \$3,660.55 (included deposit of \$150).
- c. Cash on Hand (CoH) reported by the treasurer last month (Mar) was \$741.00.
- d. Income this month (Mar) was \$150 for Contest Vendor Tables.
- e. No Expenses this month (Apr).

Reminder: Club Annual Dues of \$12 per member for 2018 are due starting in January. Still \$12 for adults with no dues for juniors under 18 years old. New adult member dues are pro-rated at

\$1 per month for the remainder of the calendar year, first month's meeting attendance excluded. Please see the treasurer, Ralph Nardone, if you need to pay your dues.

2) June *Scale Model Mega-Show* Report:

- a. We currently have 35 Vendor Tables reserved or sold.
- b. Our show poster was on display at the AMPS Atlanta show. We distributed show flyers and vendor solicitation letters there, too.
- c. We received \$150 this month for Vendor Tables. Remember that every member of the club can (and should) solicit award sponsorships. Info on costs and promotion benefits to the sponsors are available from any of the club officers or show committee members.
- d. We discussed ordering the special awards for our June show. Although the membership voted to procure the same types of acrylic awards that we have used for the past two shows, unfortunately, TS-Productions turned down our business this year. The reason cited was that they have too many other pending jobs.

As an alternative, we will issue plaques this year. More on this is in the May agenda notes, below.

3) We discussed the situation and physical organization for our monthly meetings at the HobbyTown store. However, the store had reorganized the space and remodeled the large tables that were using to make the meeting accommodations better for us. In acknowledgement of these improvements, after our discussions, the club voted unanimously to continue to meet at the HobbyTown.

Unfortunately, our meeting situation has changed again. More on this in the May agenda notes, below.

4) The floor was opened for new business:

- a. There was no new business.

5) Following the business portion of the meeting, we took a short break for shopping and social mixing. After we reconvened we had **Show & Tell with new stuff, builds and WIPs (see the list above). See the Meeting Photos page on our website for all of the completed and works in progress brought to this month's meeting!**

6) After the meeting we had about 10 members go to the "meeting after the meeting" at Schiano's Pizza across the parking lot.

Tentative Agenda, Regular Meeting, 9 May, 2018

Our next regular meeting will be held on Wednesday, May 9, 2018, 6-8 pm, at the HobbyTown store in the Publix Shopping Center (North Pointe Shopping Center), on Two Notch Road, Columbia (NE).



This will be our "FAREWELL TO HOBBY TOWN" meeting! This will be our final "hooray" at the place where it all began for our club. More below...

Tentative Agenda Business items:

1) Treasurer's Report:

- a. **Total Treasury** = To be Reviewed at the Meeting (total of Bank Balance + CoH + Deposits).
- b. **Bank Balance** = TBRATM.
- c. **Cash on Hand** = TBRATM.
- d. **Income this Month** = TBRATM.
- e. **Pending Expenses** = \$112.52 for this month (Materials to make our June show Special Awards).

Reminder: Club annual dues are due this month. Still \$12 for adults with no dues for juniors under 18 years old. New adult member dues are pro-rated at \$1 per month for the remainder of the calendar year, first month's meeting attendance excluded.

2) June *Scale Model Mega-Show* Report:

- a. We currently have 42 vendor tables reserved / sold.
- b. Payments received this month for vendor tables will be reported at the meeting.
- c. We have received the materials to make our special awards for this year. Our plan is to use commercially finished wood plaques with beveled acrylic plates held to the plaques with decorative nails. Under the acrylic plaques will be full color award graphics, created and printed by Jeff.

The total cost for our special awards this year will be much less than half what we have spent in the past on the acrylic awards from TS-Productions. If this approach works well this year, next year with some more time to plan, we can create more elaborate awards and still keep our cost down well below our previous expenses.

- d. We have submitted the paperwork to request the required security for our June show. The request was sent to the Richland County Sheriff's Dept. They have acknowledged receipt. We will remit payment as soon as the RCSD approves the requests and send us the invoice.

- e. We will have to fabricate a new judging shift sign-up board for our show. For reasons that are best discussed at the meeting, we lost our sign-up board. The need to do this along with having to make our own special awards means that we'll have to have an "arts and crafts" meeting sometime in the coming month. We'll discuss and choose a day, date and time for this.
- 3) Last week we received notice that the Hobby Town store where we've been holding our meetings **will close its doors effective Saturday, May 12, 2018**. As of now the word is that the owner will open a HobbyTown Store at a new location on St. Andrews Road near Exit 106, I-26 on the NW side of Columbia.
- a. **However, this news does mean that we must change our meeting location and day for June.**
 - b. **For our regular June meeting, we will meet at the Richland County Branch Library located at the Village of Sandhill Mall.** The Village at Sandhill Mall is located SW of the intersection of Clemson and Two Notch Roads about a mile from the Publix shopping center where we have always met. This means that everyone's driving times and distances will remain about the same.
- NOTE: The meeting day in June will be THURSDAY, 14 June, same times as usual.** Unfortunately, the meeting room was already booked for the second Wednesday in June.
- c. Detailed information will follow on the library location, and we'll discuss all of this on Wednesday.
 - d. **Right now, though, I wanted to give everyone as much advance notice as possible that June's meeting will be held on the second THURSDAY of the month at the library.** Unfortunately, the meeting room was already booked for the second Wednesday in June. This month - this coming Wednesday - we will still meet at the HobbyTown store.
 - e. Thanks to Matt Goodman for his quick reaction time in getting us the reservation for June!
 - f. So after we meet in June, we will have to decide if we want to continue making a reservation at the Branch Library, and if we have to change our regular meeting day.
- 4) We had 11 club members who attended the 2018 AMPS International Convention May 3-5, 2018, in Dayton, OH. The floor will be open to discuss the show. **It was a record breaking show – the largest number of show entrants with the largest number ever of model entries (700+)**!
- 5) Floor will be open for New Business.
- 6) Following the business portion of the meeting, we'll take a short break for shopping and social mixing.
- 7) When we reconvene, we'll have a **Round-Table Regular Show & Tell** of new builds, finished models, works in progress and cool new stuff – bring it all with you to share! We'll draw for the monthly raffle prize winner at the end of the meeting. See Ralph, our treasurer, for raffle tickets at any time during the meeting.

Don't forget the "Meeting after the Meeting" at Schiano's across the parking lot next to the Publix. Make plans to hang out and eat dinner if you can. Everyone's welcome – no special invitation required!

Mike Roof
Michael D. Roof
AMPS #1632
Chapter Contact
AMPS Central SC "Wildcats"

REMINDER: **The HobbyTown store will close at 7:00 pm (1900).** This means that all purchases at the store must be made before then so that the cash registers can be closed.

6:15 pm (1810): Admin business and Show & Tell.

6:50 pm (1850): Break: Shopping & Social Mixer. Cash registers close at 8:00 pm.

7:10 pm (1910): Reconvene: Continue Show & Tell: Builds and WIPs

8:00 pm (2000): Meeting ends (officially)

Regular meetings are held on 2nd Wednesdays of each month at 6:00 pm (1800) at the HobbyTown store, 10120 Two Notch Road, Suite 5, Columbia, SC 29223, (803) 736-0959.

Up-coming Events

2018 South Carolina Scale Model MEGA-Show, co-hosted by AMPS Central South Carolina Wildcats and IPMS/Mid-Carolina Swamp Fox Modelers, will be held on June 22-23, 2018. Location: SC National Guard Armory, 1225 Bluff Road, Columbia, SC, 29201, 803-299-4200.

2018 Show Theme: "I Want My MTV! ~ I love the '80s"

See the following web links for more information: <http://www.ampscentralsouthcarolina.org/> and www.ipmsmidcarolina.com.

AMPS CENTRAL SC "WILDCATS"
in Association with
IPMS/Mid-Carolina "SWAMP FOX Modelers"

**SOUTH CAROLINA
SCALE MODEL MEGA-SHOW**

Show Theme: **"I want my ... MTV"**

9am - 6pm Saturday, June 23, 2018

SC NG Armory & SC Military Museum
1225 Bluff Road
Columbia, SC 29201
I-77, Exit #5
www.ampscentralsouthcarolina.org
IPMS Mid-Carolina <https://ipmsmidcarolina.com/>

Theme Award Eligibility: AMPS qualifying model subjects that were in-service between 01 January, 1980 and 31 December, 1989, inclusive of all nationalities and locations. Markings, camouflage, and other technical or historical aspects of the model must accurately place it somewhere along that timeline. Subjects that are depicted with technical or historical features or aspects that fall outside of this timeline will be ineligible even if the subject "basis" for that model was existent during some period within the specified timeline. Hypothetical, imaginary or sci-fi model subjects must be based on recognized fictional works that were first published or broadcast during the specified timeline. Neither the specific genre of the fictional work nor the media by which it was published or broadcast will be the basis used to determine eligibility. Models of proposed vehicle / weapon / equipment designs must be based on sources that were first published during the specified timeline. It will be the entrant's responsibility to provide, on request, corroborating information of his or her model's theme eligibility. This may be done by submitting "Research Bonus" information IAW AMPS rules. However, theme eligibility does not require accompanying "Research Bonus" material. The entrant may use some other method to corroborate his or her model's eligibility if it is questioned. In all cases, the entrants must notify the show registrar and Ram Rod of his or her model's eligibility for the theme award during registration. Failure to do so may result in that model being overlooked by the judges. Any questions about eligibility will be decided by the Chief Judge whose decision will be final. See our website for complete rules and registration information.

IPMS/MID-CAROLINA SWAMP FOX MODELERS and AMPS/CENTRAL SC WILDCATS
 present the

I WANT MY M TV

I love the 30s!

SCALE MODEL MEGA-SHOW

SATURDAY, JUNE 23, 2018 9 AM to 6 PM
 SC NATIONAL GUARD ARMORY AND SC MILITARY MUSEUM
 1225 BLUFF ROAD, COLUMBIA, SC

FOR MORE INFORMATION
 visit
WWW.IPMSMIDCAROLINA.COM or
WWW.AMPSCENTRALSOUTHCAROLINA.ORG

DownEastCon 2018, hosted by Eastern Carolina Plastic Modelers, July 14, 2018. Havelock Tourist & Event Center, 201 Tourist Center Drive, Havelock, NC, 28532 (right between/behind the Holiday Inn & Hampton Inn).

2018 Theme: "The United States Marines".

See the following web links for more information: http://www.ecpmod.com/contest_2018.html
www.ecpmod.com

 **Eastern Carolina Plastic Modelers**  

Proudly presents

DownEastCon 2018

July 14, 2018

1 January 2018



2018 New Releases

- **German Self-Propelled Howitzer Wespe “Italian Front”,** Tamiya, 1/35th scale, kit # 35358. Available May 2018.



- **Panther D, Full Interior kit, 2in1 – Early & Mid Production versions,** Takom, 1/35th scale, kit # 2103. Release date unknown.



- **Panther D, w/ Zimmerit, Full Interior kit, Late Production version, Takom, 1/35th scale, kit # 2104.** Release date unknown.



- **Railway Tools & Equipment, Buildings & Accessories Series, MiniArt, 1/35th scale, kit # 35572.**



- **Tiger I Late Production, Sd.Kfz. 181 Pz.Kpfw. VI Ausf. E, R/FM5015, 1/35 scale, kit # .** Estimated release date: June 30th 2018.



Members Build Blogs

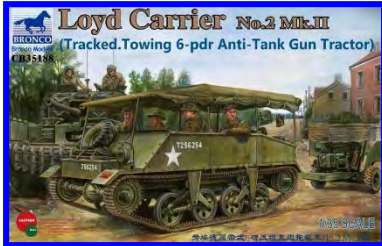
Build Blogs give an in-depth review of the construction process and allow the builders to share their knowledge. We are fortunate to have some of the members in our club with build blogs on modeling web sites. Please note that due to a change with Photo Bucket in 2017, many build logs have been impacted and linked photos may not show. While some modelers have/are relinking their blogs to a different photo hosting site, many older build logs and postings on various forums will likely never show the original linked pictures again and are lost forever. A posting on Missing-Linx provides a (temporary) work-around for Mozilla Firefox and Google Chrome browsers:

<http://www.network54.com/Forum/47211/message/1504035816/PB+-+extension+to+make+photos+viewable+again>

Mike Roof has 2 on Track-Link.com:



MiniArt T-44 Soviet Medium Tank, Kit # 35193
http://www.track-link.com/forums/site_blogs/27686



Bronco Loyd Carrier No. 2, Mk II (Tracked Tractor), # CB35188,
towing a Riich British Ordnance QF Mk. IV A-T Gun 6 Pdr, # 35042
http://www.track-link.com/forums/site_blogs/22053

Jeff Nelson has 1 on Armorama.com:



Fine Molds Japan Ground Self-Defense Force Type 60 APC, FM40
http://www.armorama.com/modules.php?op=modload&name=SquawkBox&file=index&req=viewtopic&topic_id=213731&page=1#2056793

Additionally, Jeff did an In-Box-Review of this kit.

<http://armorama.com/modules.php?op=modload&name=Reviews&file=index&req=showcontent&id=9272>

Keith Frape also has 2 on Armorama.com:



Chieftain Mk. 7 ARR (Tamiya + Accurate Armor Conversion)
http://www.armorama.com/modules.php?op=modload&name=SquawkBox&file=index&req=viewtopic&topic_id=241027



Up Armored Scimitar LEP with Bar Armor (AFV Club + Castoff Models Conversion)
http://armorama.com/modules.php?op=modload&name=SquawkBox&file=index&req=viewtopic&topic_id=212968

Bryan Moeller has one on Armorama.com:



Flakpanzer IV "Kugelblitz" (Cyber-Hobby's 1/35 scale "Orange Box" Series Kit #09 + Dragon's 1/35 Pz.Kpfw. IV Ausf. J Mid Production, Smart Kit #6556)

http://www.armorama.com/modules.php?op=modload&name=SquadBox&file=index&req=viewtopic&topic_id=250681#2120546

Interesting Articles – Tarps

During our after meeting at Schiano's, Phil was talking about some problems he was having making a canvas tarp for his Bofors 40mm. Different ideas were bandied about and then I suggested using a coffee filter. I showed Phil the pictures of my M51 using the coffee filter and he gave it a shot. Phil has since tried the coffee filter and liked the outcome. Phil then asked me to write something along the lines of how it was done and why I chose to use a coffee filter. Here is my story.

The Why:

The way that Academy has you attach the 120 mm to the turret is by gluing the barrel to the mantlet face and then that is glued to the fake mantlet cover which is glued to the front of the turret. The only problem is that the faux mantlet cover looks like kaka. It doesn't fit width wise or height wise. At the bottom of the cover where it meets the bottom of the front of the turret there is a gaping maw that would certainly be considered a shot trap of epic proportions. If it were to scale, I'm guessing a basketball could fit through the chasm.

The How:

So, the question was what to do. Pictures showed the cover was a heavy-duty canvas. It may have been a laminated material, but canvas was on the exposed exterior side. I thought "Ah-Ha!" Get some cloth. I cut up an old tie (blue plaid...love plaid). I took cut it is to size, not an easy task, and then soaked it in a 50/50 mix of water and Elmer's white glue. After a lot of cursing, I got the cloth where I wanted it and put it aside to dry. It looked fine until I sprayed on the primer. The primer showed everything; pilling of the cloth as well as the weave, and it looked too thick. I'm not a scale fascist, but the weave, coupled with the pilling and throw the clothe thickness on top of it and you have one ugly mantlet cover.

So off it came. Now what? I tried tissue craft tissue paper, but it didn't hold up against the water/glue mixture. The same results when using either Kleenex or TP. You would think that paper that was meant to stand up to nose blowing and butt wiping would work, but nooooooooooooooooooop. I thought of paper towels because Rosie proved that Bounty could stand up to the task, but paper towels have a dimpled surface that looks out of place. What else is there to use? What can absorb the water glue mixture but not fall apart? HMMMMMM. I started to make a make a pot of coffee and voila. The answer was right there holding my Maxwell House in the coffee basket. COFFEE FILTERS. It gets wet with hot water and doesn't fall apart. (The actual eureka moment was not as exciting, so artistic license was called upon to create DRAMA and ATMOSPHERE!)

I cut the coffee filter, soaked it in the water/glue mixture and it looks good. The only problem is that I didn't make the piece big enough to fill the lower gap. I made another piece and covered that, but now I have an overlap that is obvious to the eye once painted. The cover also looks too



tight underneath. Too tight in fact that if the gun could elevate, it would tear the cover at the bottom.

If I could do it again, I would do two things differently.

- 1) I would create some sort of form in the gap to make it appear as if the canvas cover were billowing out.
- 2) I would cover the bottom first and then allow the top piece of filter to overlap so the overlap seam wasn't as obvious

In fact, that's what I'm going to do.

Here are pictures of the Academy M51 mantlet cover build challenge. This is where the trouble started.



I did not like the cloth results but it would have been awesome if this was a 1/16 scale tank.



Coffee filter with no paint. Looks better to my eye.



Coffee filter painted.




It could be worse, but I don't like the smooth look for the underside and I can see the overlapped edges very clearly.

I will fix this! This being my white whale!....Arrrrgh me hearty's

Matthew Goodman
Guest Contributor
AMPS Central South Carolina

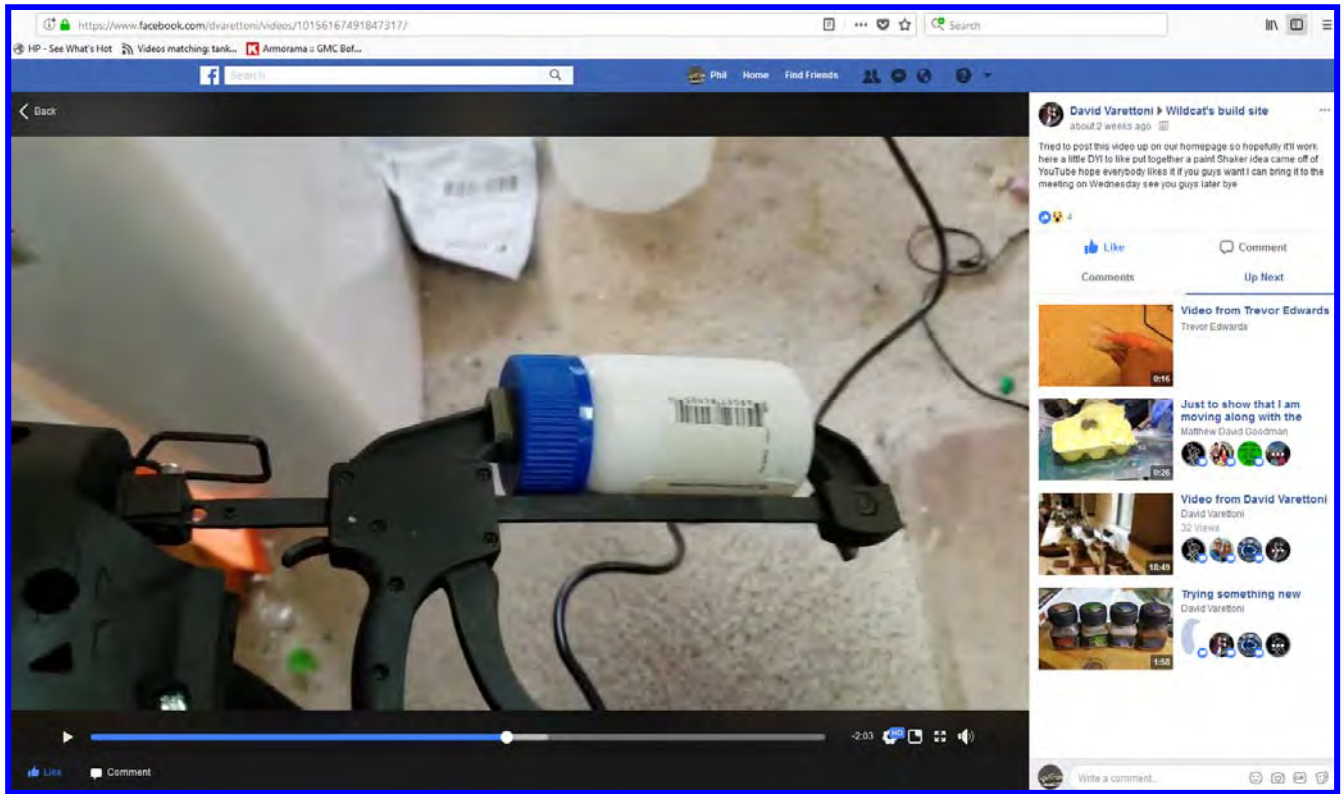
Interesting Articles – Paint Shaker

Dave Varetonni gave a great presentation at our meeting on April 11th about an easy homemade way of shaking paints.



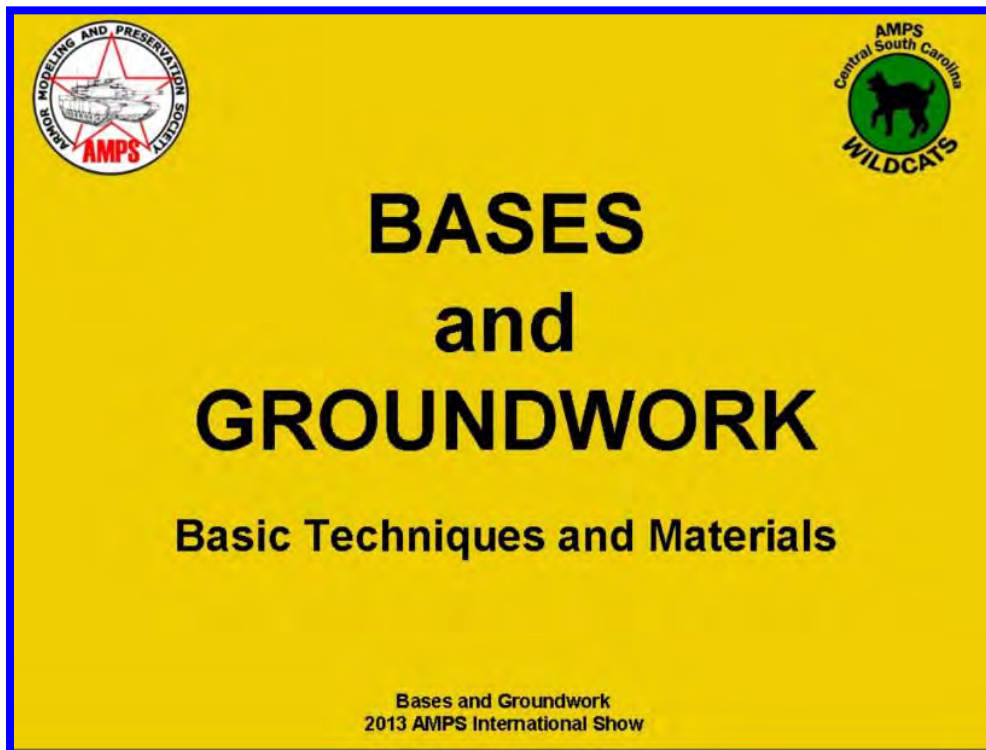
Dave's presentation can be found at:

<https://www.facebook.com/dvarettoni/videos/10156167491847317/>



Phil Cavender
AMPS # 3060, IPMS # 50085
Editor, "The Wildcat"

Interesting Articles – Bases and Groundwork



Additionally, Mike Roof also gave an excellent presentation on base and groundwork construction. Mike' slides can be found on the AMPS Central South Carolina website at:

<http://nebula.wsimg.com/abbb40c3491424f95d3af5e59bf95744?AccessKeyId=390FC1B05917598DCDF5&disposition=0&alloworigin=1>.

Phil Cavender
AMPS # 3060, IPMS # 50085
Editor, "The Wildcat"

Interesting Articles – Heat Cramps / Heat Stroke / Heat Exhaustion

I realize this is not a modeling related article, but with the upcoming summer months, caution should be taken in any outside activity. With that said, I thought I would add some precautionary information that should be heeded.

HEAT EXHAUSTION	HEAT STROKE
Symptoms <ul style="list-style-type: none">- Faint or Dizzy- Headache- Profuse Sweating- Irritability- Weak, Rapid Pulse- Shallow Breathing- Pale, Cool, Clammy Skin- Nausea or Vomiting- Muscle Cramps	Symptoms <ul style="list-style-type: none">- Absence of Sweating- Pulsating Headache- Hot, Red, Dry Skin- High Body Temp: Above 103- Nausea or Vomiting- Strong, Rapid Pulse- Confusion- Convulsions- May Lose Consciousness
Treatment <ol style="list-style-type: none">1) Have victim lie down in a cool shaded area or air conditioned area.2) Drink water if victim is conscious.3) Use caution when victim stands up, apply cold compresses.	Treatment <ol style="list-style-type: none">1) DIAL 9112) Take action to cool victim by any means. Place victims in a cool area, wrap in wet towel, sponge victim with cool water.

TRAILMOB.COM

Info Source: MayoClinic.org

Heat cramps are painful, involuntary muscle spasms that usually occur during heavy exercise in hot environments. The spasms may be more intense and more prolonged than are typical nighttime leg cramps. Fluid and electrolyte loss often contribute to heat cramps.

Heat exhaustion is a condition whose symptoms may include heavy sweating and a rapid pulse, a result of your body overheating. It's one of three heat-related syndromes, with heat cramps being the mildest and heatstroke being the most severe.

Heat stroke is the most serious form of heat injury and is a medical emergency. If someone has heat stroke — also known as sunstroke — you should call 911 immediately and render first aid until paramedics arrive.

The medical definition of heat stroke is a core body temperature greater than 105 degrees Fahrenheit, with complications involving the central nervous system that occur after exposure to high temperatures. Other common symptoms include nausea, seizures, confusion, disorientation, and sometimes loss of consciousness or coma.

Heat stroke often occurs as a progression from milder heat-related illnesses such as heat cramps, heat syncope (fainting), and heat exhaustion. But it can strike even if you have no previous signs of heat injury. When the heat index is high, it's best to stay in an air-conditioned environment. If you must go outdoors, you can prevent heat stroke by taking these steps:

- Wear lightweight, light-colored, loose-fitting clothing, and a wide-brimmed hat.
- Use a sunscreen 30 SPF or higher.
- Drink extra fluids.
- Reschedule your time outdoors to the coolest times of the day.

Phil Cavender
AMPS # 3060, IPMS # 50085
Editor, "The Wildcat"



Wildcats releasing "Steam" after the 2018 AMPS International Convention, Dayton, OH

The USA Historical AFV Register

Mike Roof has provided us with a great link he found that may be of interest to all.

"For those who are interested in preserved AFVs or photographing them for research, here's a link to the latest issue of the AFV Register Organization's "The USA Historical AFV Register."

The register is broken down by state and city, with the AFVs listed along with their exact locations (to include GPS lat/long coordinates). This is a good list to keep saved on your computer.

If you travel around you can plan accordingly (look up your travel destination or itinerary stops to see what interesting AFVs might be there), and if you need reference material on a particular vehicle, you can often contact one of your "virtual" friends online who lives near an exhibit to take some pictures for you".

The USA Historical AFV Register

*Armored Fighting Vehicles Preserved
in the United States of America*

V4.0

March 2016

**Michel van Loon
Neil Baumgardner**

For the AFV Association



Picture by Paul Hannah

<http://afvregister.org/Downloads/The%20USA%20Historical%20AFV%20register%204.0.pdf>


Support Our Local Vendors



10120 Two Notch Road, Suite 5
Columbia, SC 29223
(803) 736-0959
<https://www.hobbytown.com/columbia-e-sc/l57>
HobbytownColumbiaSC@gmail.com

(*) - New Store Hours, (#) – Model Build Days **EVERY Saturday starting at noon.**

*Sunday	12-5
Monday	11-7
*Tuesday	Closed
Wednesday	11-7
*Thursday	11-7
*Friday	11-8
Saturday	10-8 (#)



405 State Street
West Columbia, SC 29169
(803) 791-3958
Mon – Sat, 10am to 6pm




5633 Broad Street
Sumter, SC 29154
(803) 983-5084
Mon – Sun, 2pm to 7pm



Classified Ads

All submissions for entry into the Classified Ads section should be submitted to the editor **two (2) weeks prior to the monthly AMPS meeting**. Also, please let the editor know if your ad is no longer needed so we can remove it from the newsletter.

For Sale: 24-Inch Mini-Plus Home Hobby Spray Paint Booth, made by Pace Industries. Brand New. Never Used. 148 CFM Shaded Pole Exhaust Fan, 115 volt - 1.37 amp - 3,160 RPM, 26 Gage Galvanized Sheet Metal Construction, 4" Collar to Exhaust to Outside, up to 15 feet, Duty Power Switch, 24" X 12" X 1" High Capacity Pleated Air Filter. Includes exhaust Kit and extra filters. Price paid \$295.00. Price negotiable, starting at \$200.00. **Contact Herb Horvath.**



Wanted: I'm looking for a cheap 1/35th scale Hetzer, all I need out of it is the complete running gear/suspension and tracks. I don't care about the rest of the kit, so parts of that can be missing.
Contact Tim Darrah

Wanted: I am looking for the Eduard (35 233) 1/35 photoetch M110A2 SPH update set for the Italeri M110/M1102, and M107 kits. As with the Hobby Fan resin Kit, I kept waiting to buy one until it also was gone! -- Are you picking up a recurring theme here? **Contact Carl Wethington.**

Wanted: I am looking for the Hobby Fan (HF001) 1/35 resin M110A2 SPH update set for the Italeri M110/M1102, and M107 kits. As you can tell from the item number it was the first resin detailing kit make by Hobby Fan. It was an excellent set that replaced much of the traditional Italeri soft detail, and included an outstanding loader / rammer section. I kept waiting to buy one -- until, well, it was gone! If you come across one, I would be glad to "rent" the set to make resin masters for my M110 and M107 kits. Thanks for any leads you can offer!
Contact Carl Wethington.

“The Day Room”

In the US military, most company-level units have a “day room” in the barracks where the troops hang-out, relax, and BS. When you want to learn the latest in “rumor control,” you swing by the day room and chat-up the Joes and Janes hanging out there. They might not always get it right, but they’re always willing to tell ya just what they think! So, welcome to “the Day Room...”

Don't forget about the upcoming events to show our support.

Also don't forget to send me your favorite techniques you've learned through the years. We all would benefit. I'll include them in our next newsletter.

Finally, if you aren't a member of AMPS, now is the time to join. **Join AMPS Now!**

<http://amps-armor.org/>

Happy modeling,

Phil Cavender

Editor, “The Wildcat”, AMPS Central SC “Wildcats”

