

DFW GLOBAL LOGISTICS CENTRE PHASE III

DFW INTERNATIONAL AIRPORT DALLAS, TEXAS NOW PRE-LEASING

- PRE-DESIGNATED FOREIGN TRADE ZONE SITE
- TRIPLE FREEPORT

PROJECT HIGHLIGHTS	BUILDING 1 1225 Mustang Dr	BUILDING 2 1275 Metro Circle	BUILDING 3 1215 Metroplace Dr
SQUARE FEET:	158,466 SF	108,300 SF	80,276 SF
BUILDING DEPTH:	160'	180'	160'
CLEAR HEIGHT:	24'	28'	24'
DOCK DOORS:	58	33	27
DRIVE-IN DOORS:	2	2	2
AUTO PARKING:	179 TOTAL	163 TOTAL	97 TOTAL
TRAILER PARKING:	21	33	38



FOR MORE INFORMATION CONTACT:



Steve Koldyke

+1 817 987 4404

steve.koldyke@cbre.com

Kacy Jones

+1 214 979 6151

kacy.jones@cbre.com

DEVELOPED BY:



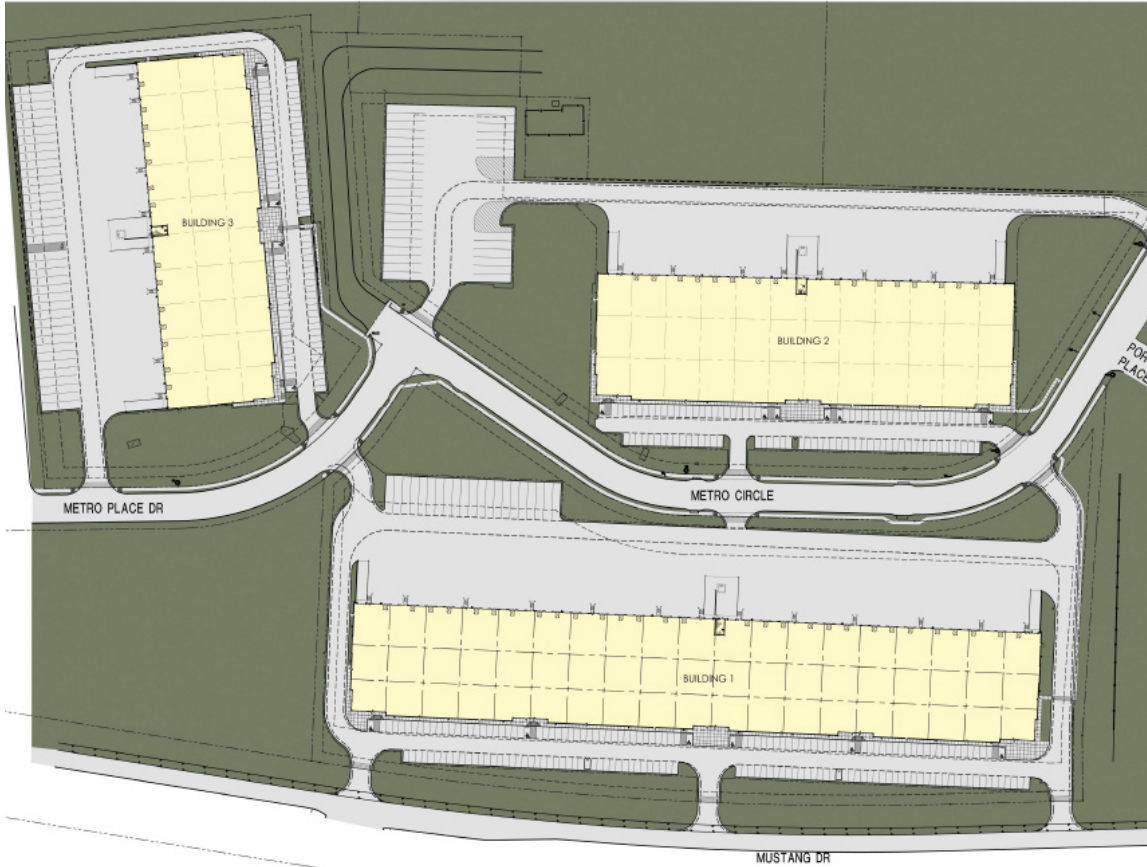
DFW GLOBAL LOGISTICS CENTRE PHASE III

DFW INTERNATIONAL AIRPORT DALLAS, TEXAS NOW PRE-LEASING

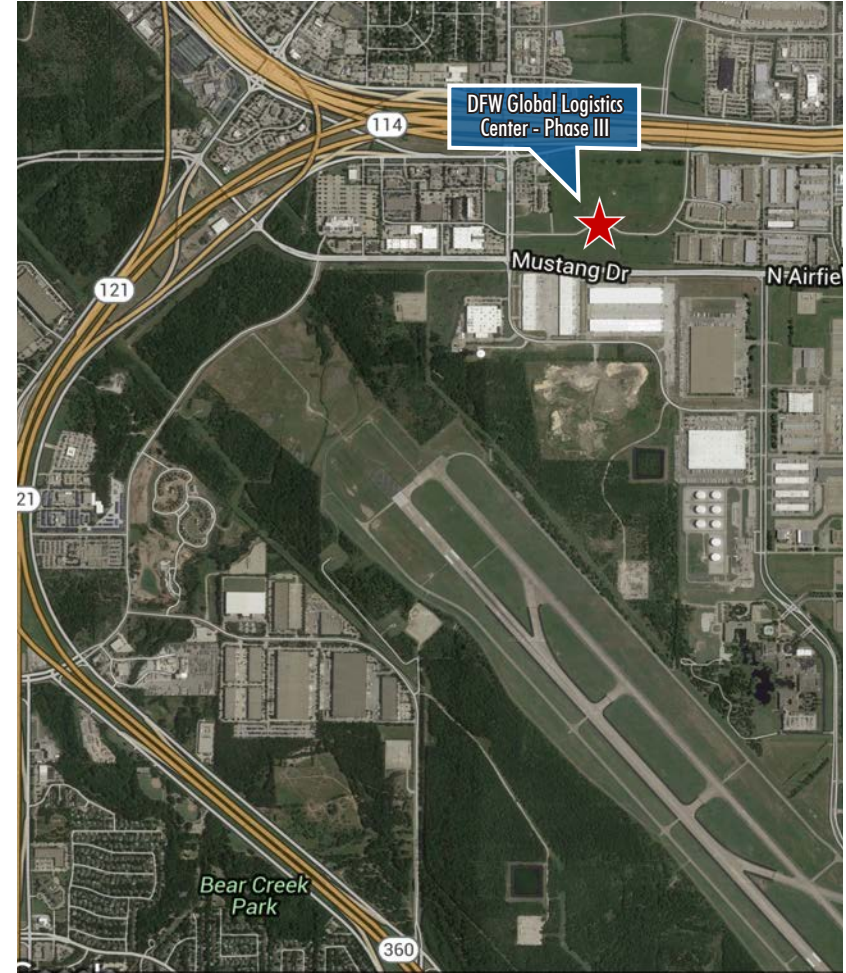
- PRE-DESIGNATED FOREIGN TRADE ZONE SITE
- TRIPLE FREEPORT

PROJECT HIGHLIGHTS	BUILDING 1 1255 Mustang Dr	BUILDING 2 1275 Metro Circle	BUILDING 3 1215 Metroplace Dr
SQUARE FEET:	158,466 SF	108,300 SF	80,276 SF
BUILDING DEPTH:	160'	180'	160'
CLEAR HEIGHT:	24'	28'	24'
DOCK DOORS:	58	33	27
DRIVE-IN DOORS:	2	2	2
AUTO PARKING:	179 TOTAL	163 TOTAL	97 TOTAL
TRAILER PARKING:	21	33	38

Phase III Site Plan



Location Aerial



FOR MORE INFORMATION CONTACT:



Steve Koldyke
+1 817 987 4404
steve.koldyke@cbre.com

Kacy Jones
+1 214 979 6151
kacy.jones@cbre.com

DEVELOPED BY:





➤ **BUILDING 3 | 1215 METROPLACE DRIVE
DFW AIRPORT, TX 75261
80,276 SF**

- 24' Clear Height
- 160' Building Depth
- 50' x 50' with 60' Staging Bay
- (27) 9' x 10' OH Doors
- 30,000 lb levelers on 1/2 Doors
- ESFR Sprinklers
- (38) Concrete Trailer Storage Positions
- Located in Foreign Trade Zone

Sample Tenant

±17k SF (2 Bays)
7 Dock Doors

±25k SF (3 Bays)
11 Dock Doors

±42k SF (5 Bays)
14 Dock Doors
1 Ramp

FOR MORE INFORMATION CONTACT:



Steve Koldyke

+1 817 987 4404

steve.koldyke@cbre.com

Kacy Jones

+1 214 979 6151

kacy.jones@cbre.com

DEVELOPED BY:





➤ **BUILDING 2 | 1275 METRO CIRCLE
DFW AIRPORT, TX 75261
108,300 SF (DIVISIBLE TO ±27K SF)**

- 28' Clear Height
- 180' Building Depth
- 50' x 60' with 60' Staging Bay
- (33) 9' x 10' OH Doors
- 30,000 lb levelers
- ESFR Sprinklers
- (33) Concrete Trailer Storage Positions
- Located in Foreign Trade Zone

Sample Tenant

±27k SF (3 Bays)
8 Dock Doors
1 Ramp

±54k SF (6 Bays)
17 Dock Doors
1 Ramp

FOR MORE INFORMATION CONTACT:

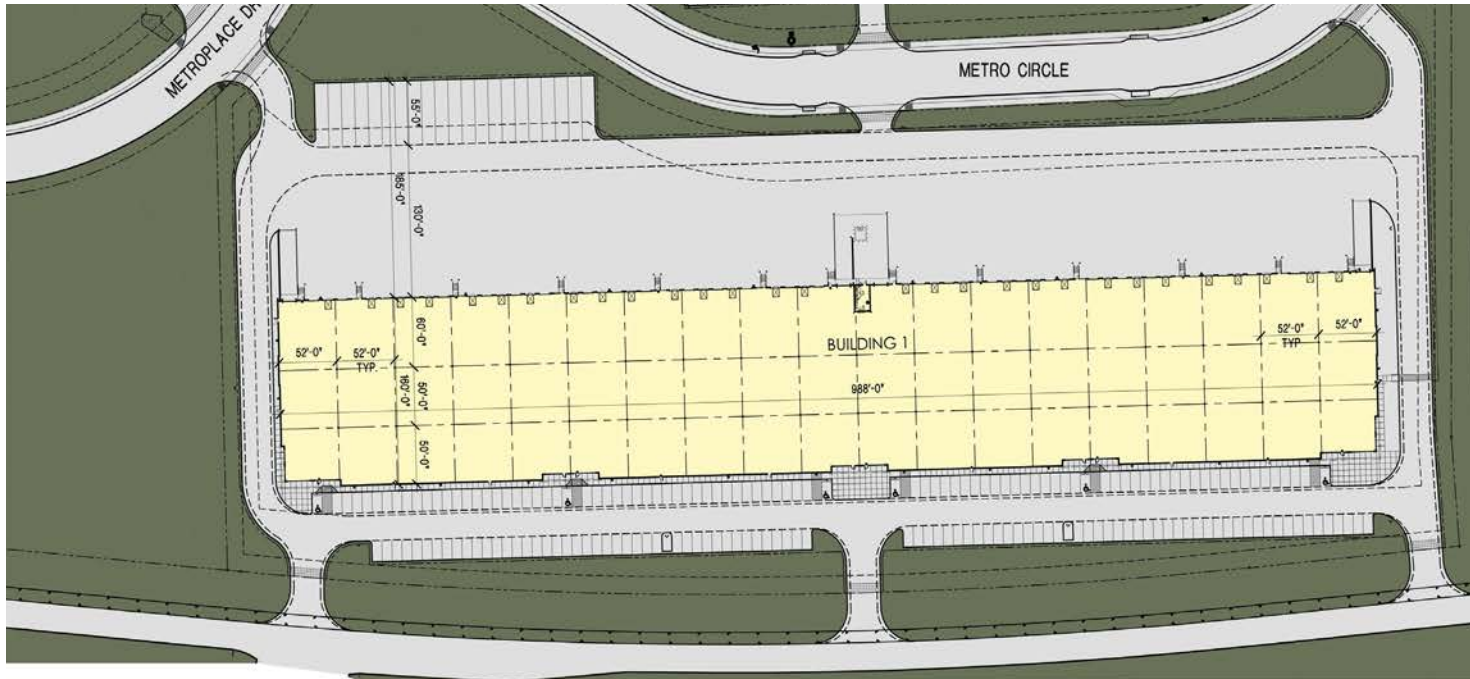


Steve Koldyke
+1 817 987 4404
steve.koldyke@cbre.com

Kacy Jones
+1 214 979 6151
kacy.jones@cbre.com

DEVELOPED BY:





➤ **BUILDING 1 | 1225 MUSTANG DRIVE
DFW AIRPORT, TX 75261
158,466 SF (DIVISIBLE TO ±17K SF)**

- 24' Clear Height
- 160' Building Depth
- 52' x 50' with 60' Staging Bay
- (58) 9' x 10' OH Doors
- 30,000 lb Levelers at Every Other Dock Door
- ESFR Sprinklers
- (21) Concrete Trailer Storage Positions
- Located in Foreign Trade Zone

Sample Tenant

±17k SF (2 Bays)
7 Dock Doors

±25k SF (3 Bays)
11 Dock Doors

±42k SF (5 Bays)
16 Dock Doors
1 Ramp

FOR MORE INFORMATION CONTACT:



Steve Koldyke
+1 817 987 4404
steve.koldyke@cbre.com

Kacy Jones
+1 214 979 6151
kacy.jones@cbre.com

DEVELOPED BY:

