



Since 1948

Exploring the wonderful world of beekeeping together

**The Bee Buzzer**

Monthly publication of the

**Northeastern Kansas Beekeepers' Association**

VOLUME 70, NUMBER 9

EDITOR: JOLI WINER

SEPTEMBER 2018

**General Meeting & Program  
Monday September 17<sup>th</sup> 2018**

**7:00 p.m.**

**First 15 Minutes:**

**Steve Messbarger presents:  
Fall and Winter Management  
Regular Program:**

**John Speckman Presents:  
Beekeeping Through the Ages-  
1956-Present**

**Douglas County Fairgrounds Bldg 21N  
2110 Harper St, Lawrence KS**

Chad has another great program planned for us! First, Steve Messbarger will talk about how you should be preparing your hives for successful wintering.


Our regular program will be given by our own, John Speckman! John will talk about how beekeeping has evolved over the years and offer some valuable insight into the history of beekeeping thru his experiences.

John is a long-time beekeeper in the area and has mentored many new beekeepers. He raises his own queens, produces and sells nucs, teaches beekeeping classes and sells a lot of his honey wholesale. John is a great beekeeper and this should be a very interesting talk! 1956????

**Directions:** The address is 2110 Harper St. It is easily accessible from 23<sup>rd</sup> Street, turn north on Harper Street and it is just a few blocks. We are in Building 21 North which will be on your left you turn into the fairgrounds.

**Beelines**

**By President Steve Messbarger**



I hope everyone harvested some honey this year even with the weird weather and drought. I was surprised to see some late August honey since we were located in the severe drought area. I guess our bees know more about nectar sources than we do.

I think that's why they have survived this long. I was able to get some dark honey this year which I haven't had in the last eight years. All we got was about thirty pounds and we are almost sold out to those people who have been waiting for some dark honey. Oh man, does it taste great!

I really hope this cool weather and rain that we've gotten once in a while is here to stay. I'm so tired of working bees in this heat.

If you haven't heard, our 2nd Vice President, Librarian Gayan Stanley, had to step down due to some medical issues. Best wishes go to he and his family for a speedy recovery. I have appointed Cecil Sweeney to take his place as 2nd Vice President until the end of the year. I have also appointed a nomination committee which will consist of Andy Nowachek, Al Abts, Chad Gilliland, and Jo Patrick. Anyone that is interested in the upcoming board positions, please let anyone on our nominating committee know.

If your supers are off, I hope that you have started treating for mites. I believe that if you don't treat for mites, your bees are dead -

they just don't know it. This is the time of year to make sure that your bees are ready for winter. Make sure that your queen is OK, your population is good, and your stores are heavy. If necessary, feed 2 to 1 sugar water.

Well, that's it for now, I hope to see you all at the next meeting!

As Always, Bees First! Steve Messbarger

---

**Please note that our cookbooks will be for sale at the next meeting. Please bring your own name tag if you have one**

---

### **Honey Show Winners from the Kansas State Fair 2018**



Many thanks to those of you that took the time to submit entries to the State Fair honey show. NEKBA had so many winners!!!

**Best of Show Adult:**  
**Mark Mounce**

**Extracted Light:**  
1<sup>st</sup>: Cheryl Burkhead  
2<sup>nd</sup>: Julie Cahoj  
3<sup>rd</sup>: Matt Merz

**Extracted Dark:**  
1<sup>st</sup>: Matt Merz  
2<sup>nd</sup>: Cheryl Burkhead  
3<sup>rd</sup>: Mark Mounce

**Chunk Honey:**  
1<sup>st</sup>: John Goodner  
2<sup>nd</sup>: Mathew Goodner

**Cut Comb:**  
1<sup>st</sup>: Matt Merz  
2<sup>nd</sup>: Jared Hall

**Crystallized/Creamed Honey:**

1<sup>st</sup>: Alexis Brown  
2<sup>nd</sup>: Stephanie Brown  
3<sup>rd</sup>: Kristi Sanderson

**Frame of Honey:**

1<sup>st</sup>: Stephanie Brown  
2<sup>nd</sup>: Mark Mounce  
3<sup>rd</sup>: Rose Lee

**Gift Pack:**

1<sup>st</sup>: Kimberly Lee  
2<sup>nd</sup>: Mark Mounce  
3<sup>rd</sup>: Stephanie Brown

**Art Design in Beeswax:**

1<sup>st</sup>: Kristi Sanderson

**Beeswax:**

1<sup>st</sup>: Kristi Sanderson  
2<sup>nd</sup>: Mark Mounce  
3<sup>rd</sup>: Stephanie Brown

**Beeswax Candles:**

1<sup>st</sup>: Stephanie Brown  
2<sup>nd</sup>: Mark Mounce  
3<sup>rd</sup>: Wendy Richardson

**Black Label Honey:**

Winner: Kristi Sanderson

### **Youth Categories**

**Best of Show Youth:**

**Mathew Goodner**

**Youth Light Extracted:**

1<sup>st</sup>: Alyssa Sherron  
2<sup>nd</sup>: Dylan Boothe  
3<sup>rd</sup>: Cherry Street Youth Group

**Youth Dark Extracted:**

1<sup>st</sup>: Gage Mounce

**Youth Gift Basket:**

1<sup>st</sup>: Mathew Goodner

## 2018 Meeting Dates

Meetings are held at the Douglas County Fairgrounds at 2110 Harper St. It is easily accessible from 23<sup>rd</sup> Street, turn north on Harper Street and it is just a few blocks. We are in Building 21 North which will be on your left you turn into the fairgrounds. Unless otherwise stated.

- Monday, October 15<sup>th</sup>, 2018, 7 pm
- Monday, November 19<sup>th</sup>, 2018, 7 pm
- Monday, December 17<sup>th</sup>, 2018 (Flory Meeting Hall) 7 pm

---

## Guest Article

### Confessions of a Novice Beekeeper By Abeja E. Honeypot



Let me start off by saying I barely know what I am doing. Sometimes I think I have no business being a beekeeper. Then I go out to my one and only hive and open it up and listen to them sing to me with their wings and I know that despite my mistakes, if I love what I do and do it with love, that's what really matters. Isn't that what life should be about, doing what you love with whom you love?

Last year, my very first year, my hive was gone by this time. See, I thought all I had to do was go to my hive every Saturday, give them some sugar water, talk pretty to them, and all would be right with the bee world. Until one Saturday afternoon in mid-August, it was not. I opened it up and not one bee was left. No song for my ears. It was a web of a mess.

I was perplexed, shocked, horrified; I was a killer of bees. In my naivete, I hadn't been paying attention to the fact that my colony was weakening. I didn't know what I should look for. If I saw them, buzzing around, I thought everything was perfect. I didn't realize my colony was getting sick and weak. It was devastating that I was responsible for this, and I sat down right out there in the field and I cried. I thought I had no business calling myself a beekeeper. However, in that sadness, I was determined to find out what happened and learn from it.

What I learned over last fall and winter was that a lot of first year beekeepers lose their colony. You experienced beekeepers know that web of a mess was none other than wax moths. It did not make me a bad beekeeper, it just made me a beekeeper. It is like getting fired from a job or someone breaking up with you. It does not mean you never look for work or date again. It means you learn the lesson, be grateful for the experience, and then go back out there determined to do better. The lesson I learned was always pay attention to my bees. Those girls are telling me something every time we are in each other's company, I just need to take the time to listen and observe. I also found out I am deathly allergic to a bee sting. Not once, not even twice, but three times (those were all separate occasions.) That's a story for next month perhaps.


I am proud to say this year is now my second. Things are better. I mean my hive is alive and it's September! The title of my column should be making better sense to you now.

Until next month, beehive yourself, I know I'm going to sure try.



## Tips for September

- ◆ Store any frames with drawn comb in paradichlorobenzene (moth crystals). Wax moth damage can be devastating to your combs. Store them in a cool ventilated area. Do not store your supers in plastic garbage bags as this acts as an incubator for the wax moth.
- ◆ Update your record book—you won't remember in the spring!
- ◆ Check your hives for stored honey. Most colonies will need 60-80 pounds of honey to winter successfully. The top deep super/hive body should be packed full of honey. If it isn't you should feed the bees some syrup. If mixing your own syrup in the fall the mixture should be 2:1 sugar to water by weight. That would be 4 lbs. of sugar to 2 lbs. of boiling water. However, you may not use corn syrup or any type of syrup that you purchase at the grocery store. It has things in it that can cause problems with your bees. NEVER feed honey purchased from the grocery store—it can spread diseases to your bees.
- ◆ Complete a fall inspection for each hive—this means check your hive to make sure that you have a laying queen bee, several frames of brood in all stages, and plenty of honey for them to have in the winter. If you have large numbers of small hive beetle you might want to invest in traps or other methods of control.
- ◆ Take an inventory at your bee yards to see what equipment you need to repair or replace over the winter.
- ◆ Get your entrance reducers on towards the end of September to keep mice out of your hives. Check for mice before installing mouse guards. Check your bottom boards for holes big enough for a mouse to go get your through. Plug any holes.
- ◆ Make sure that your hives are tipped forward slightly so that moisture doesn't pool in there
- ◆ Also make sure that all hives have a brick on top to keep the lids from blowing off



## Finding Your Niche

Many of you are finding yourselves faced with a plethora of honey (I hope). You are, perhaps, wondering what you should do with it? Perhaps you could start small. Put up a sign in the lunch room at work or in your church bulletin. Let your neighbors know, put it on Facebook, perhaps your town has a swap and sell website. Try all of those places.

Maybe your town has a Farmers Market that doesn't already have a beekeeper participating. If there is someone already participating, be respectful and find your own niche.

Maybe your church or the grade school has a holiday craft show. If there isn't already a beekeeper there selling, consider that.

Design or choose your label carefully. When we designed our label 31 years ago the word "raw" wasn't a "Buzzword." We've had people question that our honey wasn't raw because it doesn't say so—we" it doesn't say it isn't either. Look around and see what labels others are using. Mann Lake, Brushy Mountain, Pigeon Mountain and other have some great ones that you can have your name printed on plus your jar weights. Make sure that your labels have your contact information on them—an email address does not count. It must be a phone number.


Are you making other products—find your own unique way to label and package your value-added items? You want people to look for your packaging to purchase. They may not recognize you but they'll recognize your product and that's what you want. Be consistent.

Make sure your sign has the name of the city that you live in—we once designed one with out it and we quickly changed it! It was an expensive mistake.

Make it your own.



## Honey Plants



**Jo Patrick**

Regarding nectar collecting, our year is quickly coming to an end. Some of us, in Northeast Kansas, wonder if it ever started. Weather conditions have dramatically changed in the last couple of weeks. Areas that were in extreme drought conditions have received some much-needed rain. I'm sure there are those who feel we've had a little too much of a good thing. I certainly hope that our members in central Kansas and the Manhattan area have managed to keep their houses dry and their colonies above flood waters. Robert Burns has kept the NEKBA Facebook followers up to date about the state-wide drought conditions. His posts have shown that western Kansas is faring far better than Johnson, Douglas, Miami, and Leavenworth counties regarding the drought. I am happy for them. Those residents in western Kansas can use a break.

Is this rain too late? According to a recent news story on KMBZ radio, Grinter's Sunflower Farm is benefiting from the rain. Seeds sprouted sporadically resulting in a staggered bloom period. Grinter's reports there are still sunflowers yet to bloom.

The White Snakeroot, a minor nectar and pollen source, started blooming shortly after the rains began and seem to be flourishing. White Snakeroot has a deadly history that has been obscured through the passage of time. Europeans settling in the Midwest, during the 1800s, brought with them cattle. While grazing, the cattle would consume White Snakeroot and became ill from the toxins in the plants, with symptoms showing up to two weeks later. Settlers sometimes called this the trembles because of the reaction the cattle experienced. People drinking tainted milk also fell ill or died from the so-called milk sickness. This was so wide spread that it is estimated that in

some areas of Indiana and Ohio 25–50 per cent of the deaths of early settlers were caused by this condition. One of those who died, in 1818, was Nancy Hanks Lincoln, mother of President Abraham Lincoln. White Snakeroot is a member of the daisy family and grows in moist shaded areas along tree lines and creek beds. The toxins are in the milky sap, not in the nectar so don't worry about your bees or honey.

Other native species that are presently flourishing are the various sunflower species. Maximillian sunflowers can be seen in fields and roadsides. In Olathe, near the intersection of 56 Highway and 169 Highway, next to a gas station, is a large patch of tickseed Sunflowers. This patch highly fragrant sunflowers are about 4 feet tall and is attractive to several different pollinators. Honey bees are also working black medic, sometimes called hop clover, which is related to the true clovers.

Not a native, but just as hardy are the fall blooming sedums. They attract honey bees and many other insects. If you don't have any of these 'hard to kill' perennials in your landscape, I highly recommend them. Cuttings are easy to root, and they really are hard to kill.

Goldenrod has been blooming for several weeks and the bloom period will no doubt be extended due to the rain. As I reported last month, some club members don't think honey bees work Goldenrod, but others report the opposite. There are a lot of variables that determine whether a species will produce nectar or pollen attractive to honey bees. Soil conditions, soil Ph, rainfall, weather, density of plants, etc. play a role in the nectar and pollen collecting, by honey bees, on a specific plant species.

Sweet Autumn Clematis is another late summer bloomer that is still active. The small, fragrant white flowers are a minor nectar source. The vines tend to drape themselves over other structures, shrubs, and small trees. I have a Sweet Autumn Clematis that found its way next to my Vitex tree. The results are a showy, late season display of flowers when the Vitex isn't blooming. The Clematis does have to be kept in check or it will overwhelm any plant that it uses for support.

Lady's Thumb, sometimes called Heart's ease or spotted knotweed, blooms in June through the first frost in damp, disturbed areas. If abundant enough, it can produce a very good honey crop. Being a member of the buckwheat family, the honey is strong, but mellows with age, and tends to granulate quickly.

In a few weeks, the asters will begin blooming and are a valuable late-season source for much needed nectar and pollen. Many pollinators depend on asters including our honey bees. With the aid of recent rain, most asters will remain in bloom until the frost. Sometimes the Aromatic Aster can be seen blooming up to Thanksgiving. There are over 600 species of asters in the world. Some species for our honey bees forage on, in Northeast Kansas, are the New England Aster, Smooth Blue Aster, Heath Aster, Aromatic Aster, and the shade loving White Woodland Aster and Blue Wood Aster.

On August 25<sup>th</sup>, I received a text with pictures from Kristi Sanderson. Her bees were gathering yellow pollen from a plant species she wasn't sure about and wanted confirmation. Kristi didn't really need my help as she was able to determine the plant to be Giant Ragweed. [https://www.illinoiswildflowers.info/weeds/plants/giant\\_ragweed.htm](https://www.illinoiswildflowers.info/weeds/plants/giant_ragweed.htm) explains that honey bees have been observed gathering pollen from Giant Ragweed.

Beekeepers typically hear that ragweed is



**Picture by Kristi Sanderson**  
wind pollinated and therefore not attractive to honey bees. This was not Kristi's experience. She photographed her bees gathering pollen and

carrying it into the hives. Ragweed seed can remain viable in the soil for up to 10 years. It is Ragweed, not the often-blamed Goldenrod, that is the source of misery for many allergy sufferers. I wonder if there are any medicinal benefits, for ragweed allergy sufferers, in using pollen traps to collect and eat Ragweed pollen?

On Thursday, September 20, 4-6:30 pm, the Grassland Heritage Foundation will be hosting a native plant sale behind Cottin's Hardware, 1832 Massachusetts St., Lawrence, KS. Native flowers and grasses will be offered at \$4 each. For additional information call 785-840-8104. Fall is an excellent time to plant perennials, shrubs, and trees. Consider where the holes in your nectar sources are and fill them with something your honey bees will work.

---

## Upcoming Events – Mark your Calendars

**Sunday's March 3 & 10 2019 NEKBA Beekeeping class for 2019 Dr. Juliana Rangel from Texas A&M will present on March 10th**

**Friday and Saturday March 8 & 9 2019 Kansas Honey Producers Meeting, Lawrence KS  
Dr. Juliana Rangel from Texas A&M**

**Saturday June 1<sup>st</sup> 2019 Funday Guests include Randy Oliver from Scientific Beekeeping, Katie Lee from the University of MN Bee Squad, Dr. Judy Wu-Smart from the University of Nebraska Extension, Dr. Matthew Smart (tentative) and Dr. Marion Ellis retired from University of Nebraska Extension.**

**September 8-12 2019 Apimondia, Montreal Canada. After September 12 there will be tours for those that wish to go on them. This international beekeeping meeting will be excellent. Cecil and I attended the one in Vancouver in 1999 and it was quite an event. If you think you are interested you can go to [apimondia2019.com](http://apimondia2019.com) for more information.**

## **MONARCH WATCH FALL OPEN HOUSE**

Saturday, 15 September 2018

9:00am to 2:00pm

Foley Hall, KU West Campus, Lawrence, Kansas

Join us at our Fall Open House at Foley Hall (KU West Campus) to celebrate the arrival of migrating monarchs coming from the north. This free event is designed to please children and adults alike.

At the Open House you can learn about creating Monarch Waystations and see the magnificent butterfly and pollinator garden created and maintained by the Douglas County Master Gardeners. Weather permitting, you will see an abundance of butterflies and numerous other small but important pollinators. On a good day over 20 species of butterflies visit the garden. The Biohouse, adjacent to the garden, will be filled with wildlife. The Biohouse and garden contain numerous butterfly flowers. Bring your cameras; it is well worth a visit.

As usual, we will provide refreshments, lots of show & tell (including a honey bee observation hive and some "Oh, my!" insects you may have never seen before), tours of our gardens and lab space, hands-on activities, games, videos, monarch tagging demonstrations, and, of course, monarch caterpillars, pupae, and butterflies!

We'd love to see you on Saturday so mark your calendars! If you can't make it in person, be sure to check us out online - we plan to post photos and broadcast some LIVE video throughout the day.

Complete details at

<https://monarchwatch.org/openhouse/>

## **MONARCH WATCH TAGGING EVENT**

Saturday, 22 September 2018

8:00am-12:00pm

Lawrence, Kansas

Once again, Monarch Watch, the Jayhawk Audubon

Society, and the Baker Wetlands Discovery Center are sponsoring Monarch butterfly tagging for the public. There is no charge to participants and no experience is necessary - so bring yourself, your kids (all ages), your friends, and your neighbors! If you have a net, bring that too, though Monarch Watch and JAS will provide the tags, nets, and instructions in how to net and tag monarchs. The monarchs are usually roosting or clustering (sometimes in spectacular concentrations!) until around 8:30AM. As it warms up, they begin foraging on the flowers.

**IMPORTANT:** This year's tagging event will again be held at the Baker Wetlands Discovery Center - 1365 N. 1250 Rd. Lawrence, KS 66046. There are lots of Sunflowers and Bidens so the area should be full of monarchs.

Please see the map and directions at

<https://monarchwatch.org/tag-event/>

---

## **Location, Location**

Are you thinking of a new place to put your bees? Here are some thoughts on how to be more successful.

Full sun-research shows that full sun actually keeps the varroa population down.

Not near Creek beds or areas that may flood. One of our acquaintances had bees in a location that had never flooded before but did last year in a flash flood.

Easy access- can you get in all year round-even in wet years?

Do you have to go through a locked gate or notify the farmer that you need to get in to your bees? Find some where else to put them.

Make sure that the farmer knows how much honey they will receive each year for letting you put your bees on their property. State it up front so that there are no surprises.

Find out if there are any chemicals that are being used on the property or the surrounding areas.

Make sure that they have your contact information and you have theirs.

## Getting your Bees Ready for Winter

Much of this is from Dr. Dewey Caron's *"Honey Bee Biology and Beekeeping"*.

According to Dewey fall is really the beginning of the beekeeper's year. Fall nectar sources can provide honey stores to colonies that will be overwintered.

Fall management consists of:

- Preparing colonies to overwinter
- Determining varroa mite levels
- Making sure colonies have young, productive queens
- Checking for diseases and giving preventative medications if needed
- Ensuring colonies are the proper size for normal cluster behavior
- Providing protective measures from winter weather
- Protecting colonies from pests
- Ensuring venting of moisture from colonies

Fall inspections begin after you take off your honey—if you had any this year! We keep talking about the inspection but what do we mean?

Bee colonies instinctively prepare for winter clustering, organizing their brood centrally with food above and to the sides of the brood sphere. During your inspection you could make sure that your brood frames are in the center of the bottom hive body with honey to the sides and the top hive body full of honey. If it isn't full you can feed a 2:1 (by weight) Sugar to water. It is so much easier and better for your bees to feed now, while it is warm and they can take the feed than to feed when it is cold out—they can't take it when they are in a cluster.

During your inspection you should be seeing frames of brood with honey and pollen. These should be more compact than what we wanted in the spring—in the spring we want frames with brood from edge to edge but in the fall, you want frames that are more compact.



Now is a good time to combine hives. If one isn't very strong you can combine with another hive—if you have more than one. This serves several purposes—one being to protect your extra equipment and the other is to add the honey from two hives together so that there are more resources for the bees. Another is that you are only treating one less hive for varroa. A good rule of thumb is to take your losses in the fall. By combining hives, you could have a stronger hive in the spring to make a nice split from.

Use mouse guards to protect your hives from mouse damage—really it is awful.

FYI in our area wrapping your hives can be very damaging as there is too much moisture and the bees will die—better to protect them with a windbreak and an upper ventilation by providing a Shim, carpet tack or stick in the upper corner under the lid or inner cover—a small vent is all that is needed. Sunny areas out of the wind are best for wintering.

You'll want to determine your mite levels using the sugar roll method and then treat for varroa mites. Last month I talked about the various methods to treat.

There is a lot of talk about treating for small hive beetle too. Please I beg you not to use any products that are illegal—anything with a chemical that is not approved for use in a bee hive is illegal.



## **The Kansas Honey Producers Association Fall Meeting**

Friday and Saturday, October 26 and 27, 2018

2920 10<sup>th</sup> St., Great Bend KS

Best Western Angus Inn and Adjoining Perkins Restaurant & Meeting Rooms

We'll be meeting at the Best Western in Great Bend, 2920 10<sup>th</sup> St. You can make your reservations at any time as our block is all set up. To get the block pricing please make your reservation by October 11<sup>th</sup>. You can reserve your room by calling 620-792-3541. Room rates are \$75.95 per night for exterior rooms and \$80.95 for interior rooms.

We will have three meeting rooms and will have two programs going on at the same time

Our guest speakers will be:

Gary Reuter: Apiculture Technician, University of Minnesota

Gary will do a 1-day (Friday) Queen Rearing Workshop that will be limited to the 30 people – there will be a nominal fee or \$6 charged for some of the materials. It will be payable on Friday. Saturday you will be able to check your grafts-so maybe an hour on Saturday too. Limited to 30 people

Ginger Reuter: will do a beeswax workshop, a Batik demo & a workshop on Ukrainian Eggs limited to 12 people.

John Miller: Commercial Beekeeper, Gackle SD, Newcastle CA and Blackfoot ID. Miller Honey Company produces millions of pounds of honey each year.

Pat Randol is from Winterset Iowa and operates Randol Honey Farm. She has quite a few hives and does several Farmers Markets in the area. She does a lot of value added products. She will present on Making Goats milk soap with honey and making lotions and lotion bars. They also make creamed and flavored honey, collect pollen and so much more. They also have a website that they sell from.

Cooking Contest-Friday, late afternoon. Appetizers with honey as the main sweetener. Members are asked to bring enough for 75 people. Prizes will be awarded and plates will be provided. Please bring recipes.

Please note that there will be two programs going on at one time a several times there will be three choices. The Queen rearing workshop which is limited to 30 people and the Ukrainian Eggs Workshop is limited to 12 people will need to be preregistered. For those two workshops you must email Joli at [joli@heartlandhoney.com](mailto:joli@heartlandhoney.com) or call her at 913-593-3562 to reserve your space. Please note that for the queen rearing workshop only one person per family may register. A second person can be put on the waiting list in case the workshop does not fill up. This way we can serve the most people.

To finish filling out the program I am trying to add some more solid beekeeping talks to Saturday's schedule and on Friday I'm trying to add a presentation on social media for rural small businesses. Does anyone have a microwave that you could bring to the meeting for one of our guest speakers to us? Any ideas for a fun program on Friday night? Call Joli Winer at 913-593-3562 or email me if you have any ideas.

Mark your calendars for Spring, March 8 & 9 2019 in Lawrence KS. We have Dr. Juliana Rangel from Texas A&M.

## Program for Kansas Honey Producers meeting

**Thursday, October 25<sup>th</sup>** Board Meeting 8 PM Perkins Meeting rooms

### **Friday, October 26<sup>th</sup>**

- 7:45-8:30 Registration-Silent Auction Set up  
8:30-8:40 Kansas Room: President Jim Kellie-Welcome  
8:50-9:45 Kansas Room: Keynote John Miller, The Big Trends Driving Beekeeping  
8:50- 4:50 Sunflower Room, Gary Reuter-Queen Rearing workshop-all day-you must pre-register by calling or emailing Joli Winer at 913-593-3562 or [joli@heartlandhoney.com](mailto:joli@heartlandhoney.com). Class limited to 30. Fee due at workshop of \$6 for materials. Please only one person per family.  
9:50-10:45 Kansas Room: Cheryl Burkhead, Bloom Period of Pollinator Plants in our area-plus great suggestions of what you can plant to attract bees  
10:45-11:05 Break  
11:05-12:00 Kansas Room: TBA  
11:05-12:00 Derrick Room: Ginger Reuter, Batik  
12:00-12:45 Lunch  
1:45-2:45 Kansas Room: Making Creamed Honey (speaker to be announced) Making Flavored Liquid Honey, Pat Randol (1/2 hour each)  
2:45-3:05 Break End of Silent Auction  
3:05-3:55 Kansas Room: Tips and Tricks for Finding the Queen  
3:05-3:55 Derrick Room: Goatmilk Soap and Lip Balms, Pat Randol presents  
3:55-4:50 Kansas Room: Ginger Reuter, Beeswax and Candlemaking  
4:50 Kansas Room: Honey Appetizer contest and meeting of area groups with their representatives- some groups will need to select new representatives for their areas.  
6:00 Kansas Room: Dinner and Program

### **Saturday, October 27<sup>th</sup>**

- 8-8:20 Registration & Silent Auction Set up  
8:20-8:30 Jim Kellie Welcome  
8:30-9:25 Kansas Room: John Miller, Succession Planning & the ABC's -Anywhere but California  
8:30-9:25 Derrick Room: Pat Randol, Lotions, Balms and Deodorant  
9:30-10:25 Kansas Room: TBA  
9:30-10:25 Sunflower Room: Completion of Queen Rearing Workshop from Friday-must be pre-registered-check Queen cells  
10:25-10:55 Break  
10:55-11:15 Presentation by Grant Recipients  
11:20-12:15 Kansas Room: Making Labels and Selling on a Website, Pat Randol  
11:20-12:15 Sunflower Room-Ginger Reuter, Ukrainian Egg Workshop (Limited to 12 pre-registered people)  
12:15-1:00 Lunch- end of silent auction at 1:00  
1:00-1:55 John Miller, The Next Ten years will be the Best Ten Years in Beekeeping  
1:00-2:55 Derrick Room: Apitherapy-What you need to know to get stinging-Candy Rogers Vinduska  
2:00-2:55 Kansas Room: Mead Making, Gary Reuter  
2:00-2:55 Derrick Room: Apitherapy continued  
3:00- Kansas Room: General Business Meeting and Elections

Program times and topics subject to change

# KHPA Fall 2018 Meeting Registration Form

NAME \_\_\_\_\_

ADDRESS \_\_\_\_\_

CITY \_\_\_\_\_ STATE \_\_\_\_\_ ZIP+4 \_\_\_\_\_

COUNTY \_\_\_\_\_ PHONE \_\_\_\_\_

E-MAIL \_\_\_\_\_ write email address clearly

Check here if you would like to receive your newsletter by email

List names of those registered for name tags

**Meeting Registration For members: Children under 18 free**

Per Person 2- day registration-Friday and Saturday \$ 80.00 X \_\_\_\_\_ = \_\_\_\_\_ Per Person

1- day only \_\_\_\_\_ Friday only \_\_\_\_\_ Saturday only \$ 50.00 X \_\_\_\_\_ = \_\_\_\_\_

To register for the Queen Rearing (first 30) and for the Ukrainian eggs (12 people) You must call or email joli to register for those [joli@heartlandhoney.com](mailto:joli@heartlandhoney.com) or 913-593-3562. There is an extra fee of \$6 for the Queen rearing due at the meeting.

**Meeting Registration For Non-members: (Includes a 1 year membership)**

Per Person 2- Day registration-Friday & Saturday \$95.00 X \_\_\_\_\_ = \_\_\_\_\_

Per Person 1- Day \_\_\_\_\_ Friday only \_\_\_\_\_ Saturday only \$60.00 X \_\_\_\_\_ = \_\_\_\_\_

Lunch Friday-Salad and Baked Potato Bar \$13.50 X \_\_\_\_\_ = \_\_\_\_\_

Lunch Friday - Children under 12 \$7.00 X \_\_\_\_\_ = \_\_\_\_\_

Lunch Saturday-Sandwich Deli Buffet \$15.00 X \_\_\_\_\_ = \_\_\_\_\_

Lunch Saturday - Children under 12 \$8.00 X \_\_\_\_\_ = \_\_\_\_\_

Friday Dinner Buffet and Program-Pasta Buffet Penne Pasta with Alfredo & Marinara Meat with a salad bar and a slice of Perkin's Pie

Check here if you want a vegetarian meal \_\_\_\_\_ \$18.50 X \_\_\_\_\_ = \_\_\_\_\_

Children under 12 \$8 X \_\_\_\_\_ = \_\_\_\_\_

Membership for Kansas Honey Producers Association:  Renewal  New \$15.00 \_\_\_\_\_

Youth Membership 2018 (18 years of age or under)  Renewal  New \$7.50 \_\_\_\_\_

Donation for Grant Project \$ \_\_\_\_\_

Northeastern KS Beekeepers Assn. Membership \$15.00 \_\_\_\_\_

Total \$ \_\_\_\_\_

*Please make checks payable to: Kansas Honey Producers Assn or KHPA and mail to Robert Burns, 7601 W. 54<sup>th</sup> Terr., Shawnee Mission KS 66202*

*913-481-3504 or email [rburnshoney@gmail.com](mailto:rburnshoney@gmail.com) Registration & payment now accepted with PayPal at*

*[www.kansashoneyproducers.org](http://www.kansashoneyproducers.org) Note: No Receipts will be sent.*

# NORTHEASTERN KS BEEKEEPERS' ASSOC. 2018 MEMBERSHIP APPLICATION

NAME \_\_\_\_\_

ADDRESS \_\_\_\_\_

CITY \_\_\_\_\_ STATE \_\_\_\_\_ ZIP+4 \_\_\_\_\_

PHONE \_\_\_\_\_ Email address \_\_\_\_\_

I would like to receive the newsletter, *The Buzzer*, by email Yes \_\_\_\_\_ No \_\_\_\_\_

Membership Northeastern KS Beekeepers per year (July.-Dec. \$7.50) \$15.00 \_\_\_\_\_

Additional family members wanting voting rights \$1.00 per person \$1.00 \_\_\_\_\_

Additional Family member's names \_\_\_\_\_

(Youth Membership (18 years of age or under) \$7.50 \_\_\_\_\_

Membership for Kansas Honey Producers Assn. \$15.00 \_\_\_\_\_

American Bee Journal 1 year \$24.00 \_\_\_\_\_

Bee Culture Magazine 1 year \$25.00 \_\_\_\_\_

Scholarship Donation \_\_\_\_\_

Total \_\_\_\_\_

**Make checks payable to: NEKBA or Northeastern Kansas Beekeepers Assn.**

Mail To: Robert Burns, 7601 W 54<sup>th</sup> Terr., Shawnee Mission KS 66202 913-481-3504 email [rburnshoney@gmail.com](mailto:rburnshoney@gmail.com)

Now you can pay online at [WWW.NEKBA.ORG](http://WWW.NEKBA.ORG)

## Youth Scholarship Program

Now is the time to start thinking if you know of anyone who might be interested in being a youth scholarship student for next year. Our youth scholarship form is available on our website at [www.NEKBA.org](http://www.NEKBA.org).

### OBJECTIVE

- To educate youth in the art of beekeeping.
- To promote a better understanding of the value of honeybees to our environment and to the food chain.
- To provide an opportunity for youth to experience responsibility and enjoyment through beekeeping.
- To provide an avenue for youth to engage in an avocation and gain the opportunity to pursue beekeeping as a side-line or a full-time vocation.

### THE AWARD

- 1) A one-year NEKBA membership.
- 2) A beginning beekeeper seminar and textbook.
- 3) A complete set of woodenware for a new beehive.
- 4) A package of bees or nucleus colony for a starter hive.
- 5) The basic beekeeping gear: hat, veil, gloves, hive tool, and bee smoker.
- 6) Mentoring by a NEKBA member for one year.

**ELIGIBILITY** The applicant must:

- Be between the ages of 10 and 17 by February 1st of the current year. (editors note-I think this age is wrong so give it a few days and then check the website to check to see if there is a correction)
- Be currently enrolled in public, private, or home school.
- Have permission to apply from a parent or guardian.
- Have no immediate family members that are currently beekeepers.
- Have a suitable location for hive placement at their residence and be willing to place the hive at their residence, which is necessary for observation and the best opportunity for learning and experience with honeybees.
- Submit application (postmarked) to NEKBA no later than December 31st of the current year.

The club has worked really hard to raise money for this program but rarely do we have very many kids apply so if you know of someone that qualifies please make sure that they know this information.

## MENTORING-SWEET PRAIRIE HONEY

Have a Master Beekeeper come help you at your bee hive. I have an EAS and a Mid-West Master Beekeeper certificate. Evaluating your hives after winter, installing package bees, requeening, making splits, or a one on one lesson at your bee hive are just some of the things we can do. After each visit I will leave you with a written evaluation sheet from each hive we go through. Call or text Kristi Sanderson at 913-768-4961 or email sandersonk09@gmail.com for pricing and appointment times.

---

## HEARTLAND HONEY & BEEKEEPING SUPPLIES

We no longer sell bee supplies but will still have package bees and queens. Joli Winer/Cecil Sweeney, Heartland Honey, 19201 S Clare Rd. Spring Hill KS 66083. (913) 856-8356. joli@heartlandhoney.com

---

## FISHER'S BEE SUPPLIES

We carry a complete line of beekeeping supplies. We have woodenware, smokers, containers, foundation, beekeeping books, extractors, queens and package bees. We also have extractors for rent. We will trade wax for supplies. Our hours are: 1:00 - 5:00pm Monday - Friday and Saturday after 8:30am. Please call before coming to make sure we are here. ED FISHER 4005 N.E. 132nd Street, Smithville MO 64089 816-532-4698

---

## DRAPER'S SUPER BEE

We offer fast and courteous service to all beekeepers. We only sell containers, pollen and honey for those who run short. Order is shipped the same day as received in most cases. Free catalog available on request. Pick up orders at our warehouse must be pre-ordered and picked up by appt only. Business Hours: Mon.-Thur. 8-5; closed from 12-1. Brenda and Larry Draper, DRAPER'S SUPER BEE; 914 S St. Auburn NE 68305 PHONE: (402) 274-3725.

---

## THE HAWLEY HONEY COMPANY

**For Sale:** White Clover honey strained in 5 gallon buckets. We will pack it in your jars for an extra fee. Bee equipment, new and used. Jars, foundation, bears, comb honey, used extractors. Bees: frames of brood . Corn syrup or sugar by the 5 gallon bucket or barrel. *If you need it, we probably have what you want.* 3-frame nucs of solid brood comb of foundation (frames of even exchange) with MN Hygienic queens for \$119.00 each Raymond Cooper, 220 N Elm, Iola KS 66749.

Call: 620-365-5956 after 8:00 p.m.

---

## JORDY'S HONEY

We carry a full line of beekeeping supplies. Bee Hives, Supers, Frames, Foundation, Honey Containers, Smokers, Beekeeping Books, Queens, Packaged Bees and much more. Our hours are 8:00 am to 6:00 pm Monday-Friday and weekends by appointment. Please call in advance so we can have your supplies ready when you arrive. Robert Hughes, 12333 Wedd Street, Overland Park, KS 66213 PHONE: 913-681-5777

---

## COTTIN'S HARDWARE & RENTAL

We stock a full line of beekeeping equipment manufactured by Harvest Lane Honey, Little Giant, and Bug Baffler. Products include hives, supers, frames, foundation, extractors, tools, and protective apparel. We carry beekeeping supplies year-round! Our hours are Monday-Friday 7:30-6:00, Saturday 8:00-5:00, and Sunday 10:00-5:00. 1832 Massachusetts St., Lawrence, KS 66044. PHONE: 785-843-2981.

---

## GOLDEN PRAIRIE HONEY FARMS & SAVE FARM AGRICULTURAL TRAINING PROGRAM

Our active duty & veteran students learn skills in woodworking & metal work by building beekeeping equipment, while learning beekeeping & honey production in our apiaries and extracting kitchen. We sell beekeeping supplies, containers, bottled & bulk honey. A Charitable, Educational Non-Profit, 501C3, Proceeds go back into the training program. Hours Mon - Fri, 9-4, closed Fridays in Winter. Please call ahead. Golden Prairie Honey Farms, 8859 Green Valley Dr., Ste 4, Manhattan, KS 66502 Phone: (785) 370-3642 Email [gphfarms@gmail.com](mailto:gphfarms@gmail.com). Or order online at [goldenprairiehoney.com](http://goldenprairiehoney.com)

---

## THE BEE STORE

We carry a complete line of bee supplies, along with honey and honey related products that we produce here in the store. We also offer beginning beekeeping classes, queens, bees, and feed. Located in Lawrence at 23rd and Louisiana in The Malls shopping center (a few doors west of Westlake Ace Hardware). We are open Tuesday to Saturday, 1 pm to 6 pm, Sundays, 2 pm-5 pm and 4:30-6:30 on Mondays when there is a NEKBA meeting in Lawrence. Phone 762-BEE-HIVE. website: [www.AnthonysBeehive.com](http://www.AnthonysBeehive.com).

---

**This Association does not endorse nor evaluate the advertisements, products or services offered in the Buzzer**

Northeastern Kansas Beekeepers Association  
Robert Burns, Treasurer  
7601 W 54<sup>th</sup> Terr  
Shawnee Mission KS 66202

## Address Service Requested

### Meeting

Monday, September 17<sup>th</sup> 2018

### ***The Northeastern Kansas Beekeepers' Association***

Membership is open to anyone who is interested in bees or bee culture. Dues are \$15.00 per calendar year (December 31-December 31) for the first in the family joining. Those joining in July or later in the year may pay \$7.50 for ½ year. Additional members of that family wanting voting privileges shall be assessed dues at \$1.00 per year. Youth memberships (18 years of age and younger) are \$7.50 per year. New memberships and renewals should be submitted to the treasurer.

The *Bee Buzzer* is the official publication of the Northeastern Kansas Beekeepers' Association, Inc. and is published monthly. Commercial ads are accepted in the newsletter for a fee, non-commercial ads by paid members are accepted & are free.

The library of the association is free to all members. Books may be checked out at the meetings and kept for a period of 30 days. The bee publications, *The American Bee Journal* and *Bee Culture* can be subscribed for through the treasurer.

The Association meets each month on the third Monday at 7:00 p.m. except during the month of January. A beekeeping class is held in March. This is a nonprofit organization; elected officers serve without pay. Everyone is invited to attend the meeting. Check *The Buzzer* or our website at NEKBA.ORG each month for the actual date, time and location. If the weather is bad call an officer or check the [www.NEKBA.org](http://www.NEKBA.org) website to find out if the meeting will be held.

#### **2018 Officers**

President: Steve Messbarger, 9802 S Burr Oak Circle, De Soto KS 66018	<a href="mailto:Smessbarger55@gmail.com">Smessbarger55@gmail.com</a>	913-226-2849
1st VP: (youth scholarship) Terry Collins, 35295 W 311 <sup>th</sup> , Paola KS 66071	<a href="mailto:youthscholarships@nekba.org">youthscholarships@nekba.org</a>	913-937-7980
2nd VP (Librarian): Cecil Sweeney, 19201 S Clare Rd, Spring Hill KS 66083	<a href="mailto:joli@heartlandhoney.com">joli@heartlandhoney.com</a>	913-593-3851
3rd VP (Honey Plants): Jo Patrick, 611 E Sheridan, Olathe KS 66061	<a href="mailto:brian-patrick@sbcglobal.net">brian-patrick@sbcglobal.net</a>	913-645-8947
Secretary: Marlene Pantos, 2920 Stubbs Rd., Tecumseh KS 66542	<a href="mailto:MarlenePantos@yahoo.com">MarlenePantos@yahoo.com</a>	785-633-6283
Treasurer: Robert Burns, 7601 W 54 <sup>th</sup> Terr., Shawnee Mission KS 66202	<a href="mailto:rburnshoney@gmail.com">rburnshoney@gmail.com</a>	913-481-3504
Program Chair: Chad Gilliland, 23338 Kissinger Rd, Leavenworth, KS 66028	<a href="mailto:nexttonaturefarm@gmail.com">nexttonaturefarm@gmail.com</a>	785 491-1978
Military/Veteran Chair: Andy Nowachek, 10921 W 91 <sup>st</sup> Terr, Shawnee Mission KS	<a href="mailto:awn@everestkc.net">awn@everestkc.net</a>	913-438-5397
Editor: Joli Winer, 19201 S. Clare Rd. Spring Hill KS 66083	<a href="mailto:joli@heartlandhoney.com">joli@heartlandhoney.com</a>	913-593-3562
Webmaster: Robert Burns, 7601 W 54 <sup>th</sup> Terr., Shawnee Mission KS 66202	<a href="mailto:rburnshoney@gmail.com">rburnshoney@gmail.com</a>	913-481-3504

**Visit our Website at NEKBA.org**