



Impact TN – Leadership Training Educator Dashboards

Data Visualization Tools for Districts

Agenda

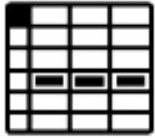
- Guiding Question
- History & Overview
- Demonstration/Exploration
 - District View
 - School View
 - Teacher View
- Data Validation
- Training Materials
- Rollout Planning
 - Breakout Groups
- Closing

Guiding Question

- How can a new view of existing data in Impact TN enhance our decision-making as educators and leaders?

History & Overview

- Impact TN (Tennessee Educator Dashboard) began as a proposed initiative in the Race to the Top application. Teachers, principals, and other leaders often voiced a need to see data in one portal with fewer logins.
- Dashboards are to be a “one stop shop” for student data and information.
- **TENNESSEE SUCCEEDS – District Empowerment**
- **Strategy C. Simplify access to and usability of state-provided technology platforms and tools that support and automate district work.**
 - Real-time educator dashboards providing 360 -degree views of student data
 - Single sign-on access and increased automation for state applications and reporting systems
 - Platforms for secure information sharing and collaboration statewide



Better Data



New Views

Impact TN

Tennessee Educator Dashboards

All in One Place



Empowering Educators



Improving Student Outcomes

Purpose of Impact TN

- Data Visualization Tool
 - Data from SIS is transferred to EdFi for Impact TN.
 - Data in EIS **does not** transfer directly to Impact TN.
- Opportunity to improve data accuracy/quality
- Not designed to be an accountability tool but can provide insight into accountability metrics such as Chronic Absenteeism.
- Version 1.0+ with more versions to follow

Timeline Information

- After September 15, 2017, Impact TN data rollover to 2017-18 will occur.
- September 2017 – Teacher Focus Groups will provide feedback on Impact TN.
- No changes are planned for Impact TN at this time.

The logo consists of a red square with the letters 'TN' in white, serif font. Below the red square is a thin, dark blue horizontal bar.

TN

®

Demonstration

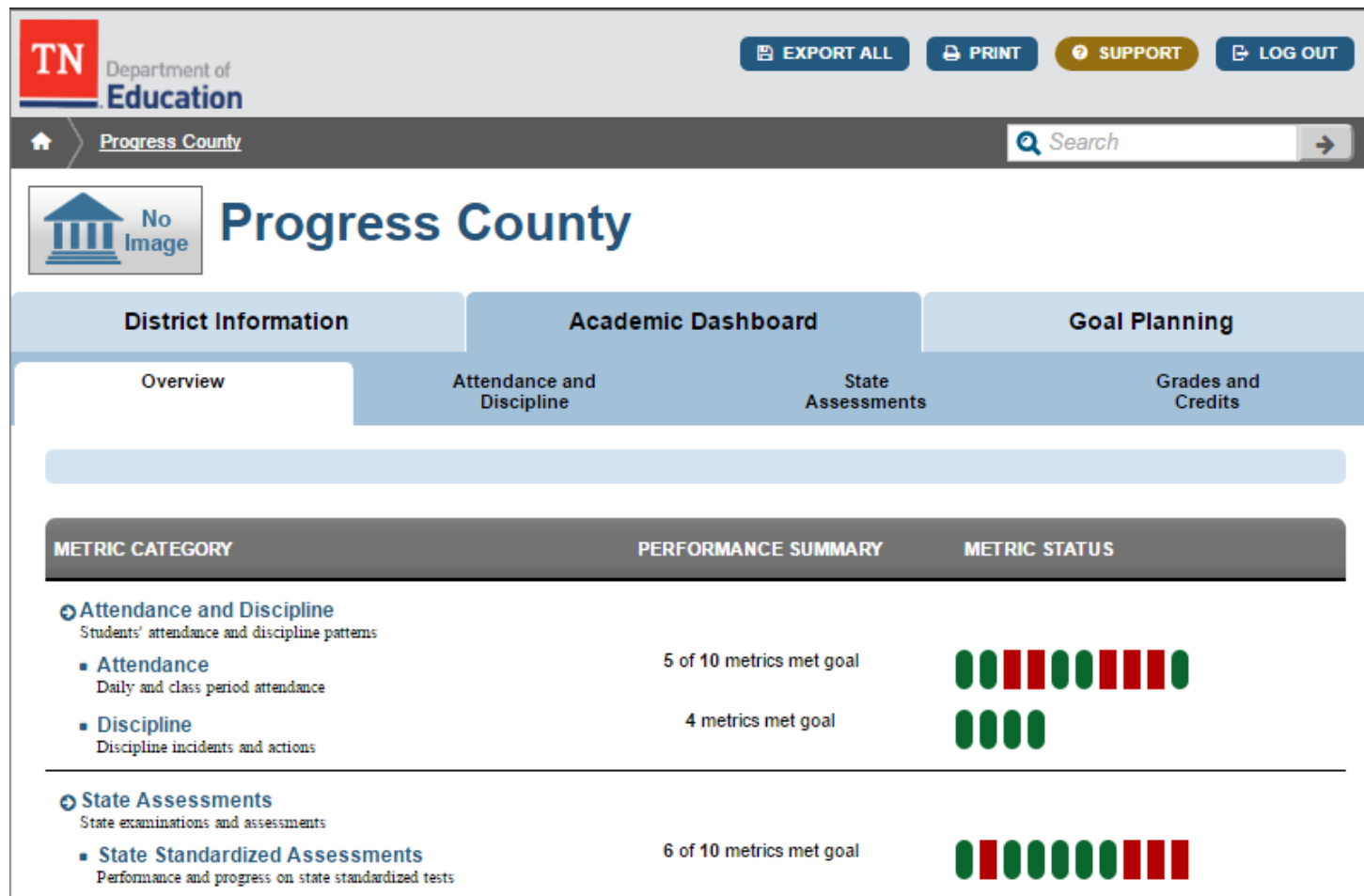
Guiding Question

- What information would be the most helpful as a district leader, principal, or teacher? What more do you want to be able to see or do in the dashboard?


DEMONSTRATION/EXPLORATION

- **<https://edfidashboards-demo.azurewebsites.net>**
- DISTRICT PROFILE
 - superintendent@tnk12.gov
 - Demo2016
- PRINCIPAL PROFILE
 - principal@tnk12.gov
 - Demo2016
- TEACHER PROFILE
 - teacher@tnk12.gov
 - Demo2016

District View – Academic Dashboard (Default View)




District Information



[EXPORT ALL](#) [PRINT](#) [SUPPORT](#) [LOG OUT](#)

[Progress County](#)



Progress County

District Information

Academic Dashboard

Goal Planning


District Information

School List

Students by Level

Students by Demographic

My Student Lists



Progress County

4210 Glenbrook
Impact, TN 53329
(555) 978-3092 mainline
(555) 978-9177 fax


Administration

Superintendent	Briley Flores
----------------	---------------

District Characteristics


District Enrollment	2,800
Number of Schools	
High School	<u>1</u>
Middle School	<u>1</u>
Elementary School	<u>5</u>
Late Enrollment Students	<u>1.4%</u>

District – School List



[EXPORT ALL](#) [PRINT](#) [SUPPORT](#) [LOG OUT](#)

[Progress County](#)

 **Progress County**

District Information

Academic Dashboard

Goal Planning

District Information

School List

Students by Level

Students by Demographic

My Student Lists

School List

High School

- [High School No. 1](#) [Teachers](#) [Students](#)

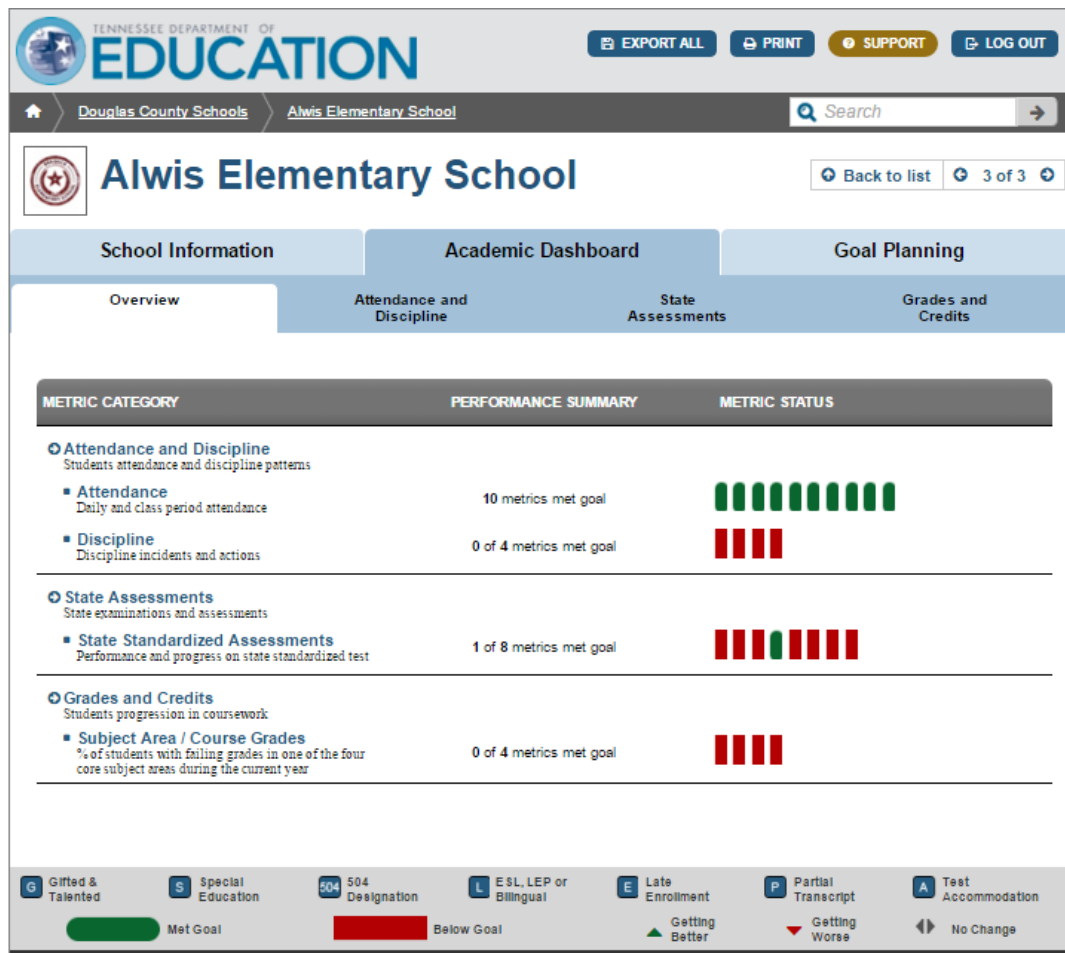
Middle School

- [Middle School No. 1](#) [Teachers](#) [Students](#)


Elementary School

▪ Elementary School No. 1	Teachers Students	▪ Elementary School No. 2	Teachers Students
▪ Elementary School No. 3	Teachers Students	▪ Elementary School No. 4	Teachers Students
▪ Elementary School No. 5	Teachers Students		

School View – Academic Dashboard (Default View)



School Information




Alwis Elementary School

[Back to list](#) [3 of 3](#)

School InformationAcademic DashboardGoal Planning

School InformationStaff ListTeacher ListStudents by GradeStudents by DemographicMy Student Lists



Alwis Elementary School

52 Halsey Ave.
Renee City, TN 37199
(615) 367-1346 mainline
(615) 325-1976 fax


Administration

School Population	
Total number of students	400
First grade	80
Second grade	80
Third grade	80
Fourth grade	80
Fifth grade	80
Late Enrollment	0.0%

Student Demographics	
Gender	
Female	50.0%
Male	50.0%

Students by Program	
504 Designation	0.0%
Bilingual Program	0.0%
Career and Technical Education	0.0%
English as Second Language	0.0%

School – Student List



Alwis Elementary School

[Back to list](#)
[3 of 3](#)

School Information

Academic Dashboard

Goal Planning

School Information





Staff List

Teacher List


Students by Grade

Students by

My Student Lists


	GRADE LEVEL	DESIGNATIONS	Weeks Attendance	Unexcused Days Absent	Reportable Offenses	Reading Grades
	3rd		100.0 % <>	0	0	0/1 <>
Allen	2nd		100.0 % <>	0	1	0/1 <>
Austin	5th		100.0 % <>	0	1	0/1 <>
 Cannon, Cimon						
 Alexander, Lonnie Mike	1st		100.0 % <>	0	1	1/1 <>
 Alexander, Vincent Jessie	3rd		100.0 % <>	0	0	0/1 <>
 Allison, Armando	3rd		100.0 % <>	0	0	0/1 <>

Teacher View


TENNESSEE DEPARTMENT OF
EDUCATION

[EXPORT ALL](#)
[PRINT](#)
[SUPPORT](#)
[LOG OUT](#)

[Douglas County Schools](#)
[Riddell High School](#)
[Russell Gomez](#)


Russell Gomez









Student List:

Life and Physical Sciences(ENVIRSYS) - Environmental Systems (01 - Traditional) Sprin

Data View:

General Overview

CUSTOMIZE VIEW

STUDENT ^	GRADE LEVEL	DESIGNATIONS	ATTENDANCE / DISCIPLINE		GRADES	
			Last Four Weeks Class Absences	State Reportable Offenses	# Grades Below C	Grades Falling ≥ 10%
 Alvarado, Tracy	10th		0.0 % <>	0	4 <>	0 <>
 Ayala, Elnora Polly	10th		0.0 % <>	0	3 <>	0 <>
 Bartlett, Adrian	10th		0.0 % <>	0	3 <>	0 <>
 Bass, Allen	10th		0.0 % <>	0	5 <>	0 <>
 Bernard, Ross Kurt	10th		0.0 % <>	0	3 <>	0 <>
 Clark, Jeffrey Justin	10th		0.0 % <>	0	3 <>	0 <>
 Curry, Neil	10th		0.0 % <>	0	3 <>	0 <>
 De Leon, Vernon	10th		5.0 % <>	0	3 <>	0 <>

< < Page 1 of 2 > > |
 Rows per page: 10 20 50 100
 Total rows: 30

M State Assessment-M

Alt State Assessment-Alt

A Test Accommodation





C State Assessment-Commended

Teacher – Attendance/Grade Sort




Russell Gomez

↓ CUSTOMIZE VIEW

STUDENT	GRADE LEVEL	DESIGNATIONS	ATTENDANCE / DISCIPLINE		GRADES	
			Last Four Weeks Class Absences	State Reportable Offenses	# Grades Below C ▼	Grades Falling ≥ 10%
 Stuart, Tim Bruce	10th		0.0 % ◀▶	0	6 ◀▶	0 ◀▶
 Gardner, Jimmie Eddie	10th		0.0 % ◀▶	0	6 ◀▶	0 ◀▶
 Bass, Allen	10th		0.0 % ◀▶	0	5 ◀▶	0 ◀▶
 Waller, Tammi	10th		0.0 % ▲	0	4 ◀▶	0 ◀▶

Teacher – Individual Student



Tim B. Stuart

S. Preston's Homeroom
 Tenth grade

[Back to list](#)
[1 of 30](#)

Student Information
 Academic Dashboard
 Transcript

Overview
 Attendance and Discipline
 State Assessments
 Grades and Credits



Tim B. Stuart
 Grade Level Tenth grade
 Current Age 19
[Parent Contact Info](#)

METRIC CATEGORY	PERFORMANCE SUMMARY	METRIC STATUS
Attendance and Discipline Student attendance and discipline patterns		
Attendance Daily and class period attendance	8 metrics met goal	<div> <div></div><div></div><div></div><div></div><div></div><div></div><div></div><div></div> </div>
Discipline Log of discipline incidents and actions year to date	2 metrics met goal	<div> <div></div><div></div> </div>
State Assessments State examinations and assessments		
State Standardized Assessments Performance and progress on state standardized test	1 of 4 metrics met goal	<div> <div></div><div></div><div></div><div></div> </div>
Grades and Credits Student progression in coursework		
Course Grades Performance and progress in current courses	4 of 6 metrics met goal	<div> <div></div><div></div><div></div><div></div><div></div><div></div> </div>
Credits Student progression	1 metric met goal	<div> <div></div> </div>

G Gifted & Talented
 S Special Education
 504 504 Designation
 L ELL, LEP or Bilingual
 E Late Enrollment
 P Partial Transcript
 A Test Accommodation

Met Goal

Below Goal

Getting Better

Getting Worse

No Change

Who can see what?

- District View
 - District Overall
 - School
 - Teacher & Class
 - Student
- School View
 - School Overall
 - Teacher & Class
 - Student
- Teacher View
 - Class
 - Student

More to See

- Impact TN data comes from district Student Information Systems and state-owned data systems.
No new data is generated.
- Demographics and directory Information—district, school, student
- Attendance by grading period, day, and class
- Discipline Issues
- Grades by grading period
- State assessment data
 - ***Scale Scores for 2015 in 3-8***
 - ***Proficiency Scores for 2016 in High School***

Data Based Decision Making

- Thinking about all the different views of data, what decision points do you see for...?
 - District Leadership
 - School Leadership
 - Teachers

Scenarios

- Scenario #1 – An Informed Call Home
- Scenario #2 – Collaborating with Colleagues
- Scenario #3 – A Band Director's Dilemma

Scenarios – Discussion Questions

- What value does the dashboard add in this scenario?
- What additional information/functionality would be helpful in a situation like this?
- Can you think of another scenario where this information would be helpful to a teacher, principal, or district?

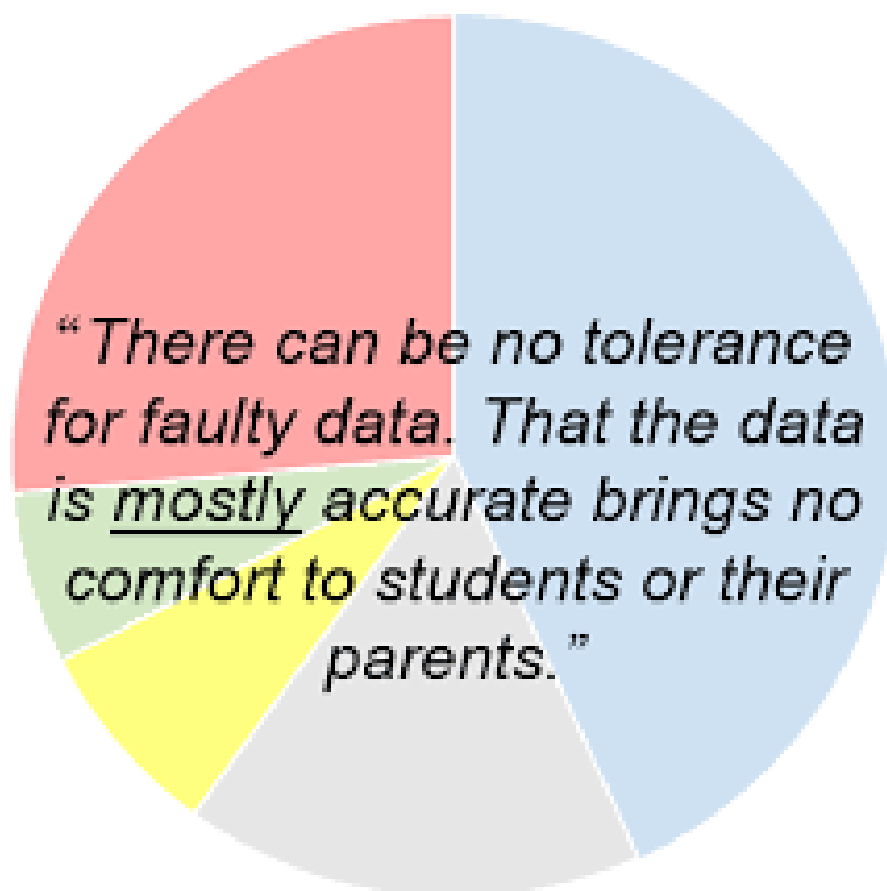
The logo consists of a red square with the letters 'TN' in white, serif font. Below the red square is a thin, dark blue horizontal bar.

TN

®

Data Validation

Data Quality



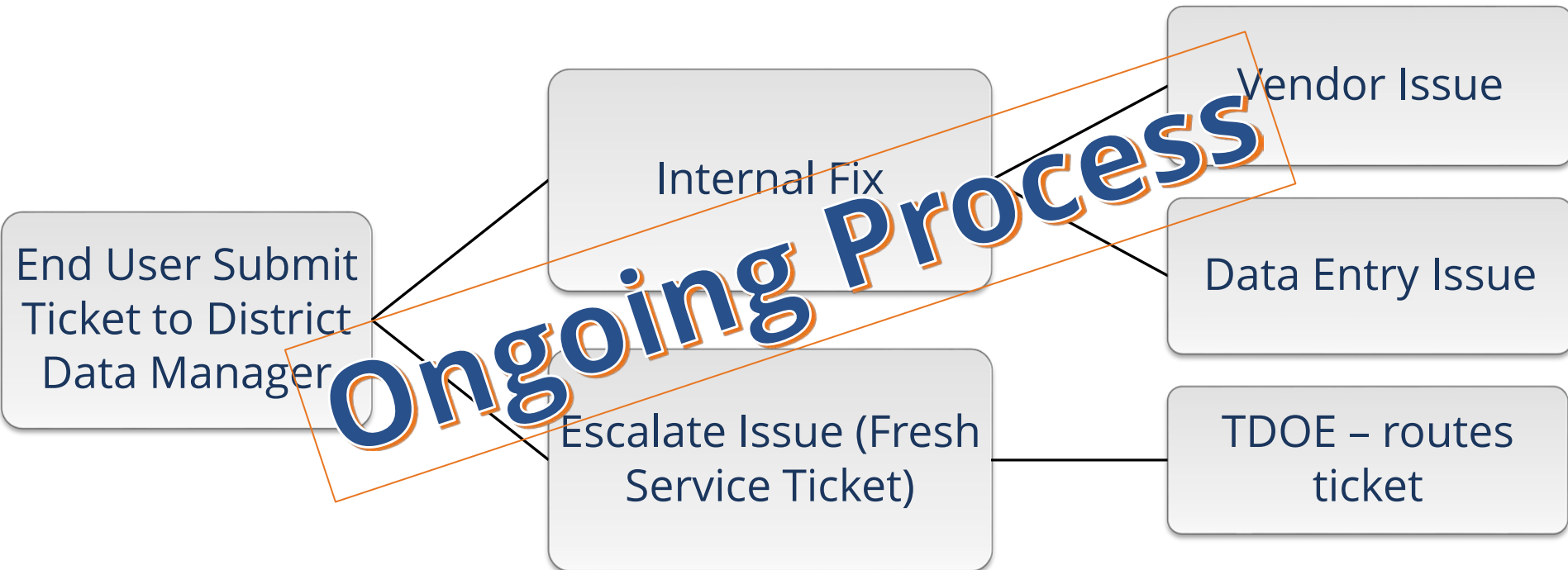
Types of Data Quality Issues (Not Inclusive)

- Incorrect enrollment
- Incorrect demographics
- Incorrect “directory” information (name, address, phone, etc.)
- Incorrect transcript grades
- Double/multiple entries for one student

When students, parents, educators, and partners have the right information to make decisions, students excel.

Everyone is responsible for quality.

Data Validation



The logo consists of a red square with the letters 'TN' in white, serif font. Below the square is a thin blue horizontal bar.

TN

®

Training Materials

Training Materials for Impact TN

- Train the Trainer Guides
 - Session One – Introductory Session
 - Session Two – Using and Analyzing Data
 - Session Three – Goal Planning and Monitoring
- Train the Trainer PowerPoints
- Manuals
- Impact TN FAQ
- Impact TN Glossary of Terms

The logo consists of a red square with the white letters 'TN' inside. Below the red square is a thin dark blue horizontal bar.

TN

®

Rollout Planning

Discussion Groups

Based on your level of experience and interest in Impact TN, please join a discussion group.

- New SIS Managers
- Interested in Impact TN but not certain of next steps
- Definitely interested and ready to schedule activation

Guiding Questions

- Has Single Sign-On (SSO) been activated in your district?
- When do we think the data will be reasonably correct enough to release this access to principals and teachers in order to allow the best chance of effective use of the tool?
- Let's talk about next steps based on your level of experience and interest in Impact.

The logo consists of a red square with the letters 'TN' in white, serif font. Below the square is a thin dark blue horizontal bar.

TN

®

Closing

Guiding Questions - Revisit

- How can a new view of existing data in Impact TN enhance our decision making as educators and leaders?
- What information would be the most helpful as a district leader, principal, or teacher? What more do you want to be able to see or do in the dashboard?
- When do we think the data will be reasonably correct enough to release this access to principals and teachers in order to allow the best chance of effective use of the tool? What is our plan to share this access with teachers?

Questions?



- Amelia.Floyd@tn.gov – NW
- Amanda.Rochell@tn.gov – SW
- Lucas.Winstead@tn.gov – MC
- Elliotte.Kinzer@tn.gov – SC
- Laura.Luna@tn.gov – UC
- Shannon.Moody@tn.gov – SW
- Cindy.Hayes@tn.gov – First

- Ginger.Leach@tn.gov – East
Director (DA position is currently open)



Department of
Education

Districts and schools in Tennessee will exemplify excellence and equity such that all students are equipped with the knowledge and skills to successfully embark on their chosen path in life.

Excellence | Optimism | Judgment | Courage | Teamwork