



































































HQ 1221 # Mi2 0-4-17 ⁺ 										
HQ 1221 # Mi2 0-4-17 ⁺ 	1A1 1221 Mi2 0-4-17 ⁺ 	2A1 1221 Mi2 0-4-17 ⁺ 	1A1 1221 Mi2 0-4-17 ⁺ 	2B1 1221 Mi2 0-4-17 ⁺ 						
HQ11 # Mi2 0-4-17 ⁺ 	1C1 1221 Mi2 0-4-17 ⁺ 	2C1 1221 Mi2 0-4-17 ⁺ 	1C1 1221 Mi2 0-4-17 ⁺ 	2D1 1221 Mi2 0-4-17 ⁺ 						
HQ2 O Mi24E 1221 # 3-2-24 ⁺ 	1A2 O Mi24A 1221 # 2-2-24 ⁺ 	2A2 O Mi24A 1221 # 2-2-24 ⁺ 	1A2 O Mi24A 1221 # 2-2-24 ⁺ 	2B2 O Mi24A 1221 # 2-2-24 ⁺ 						
HQ2B O Mi24E 1221 # 3-2-24 ⁺ 	1C2 O Mi24A 1221 # 2-2-24 ⁺ 	2C2 O Mi24A 1221 # 2-2-24 ⁺ 	1C2 O Mi24A 1221 # 2-2-24 ⁺ 	2D2 O Mi24A 1221 # 2-2-24 ⁺ 						
HQ3 1221 ▲ Mi8 # 1-2-16 ⁺ 	1A3 1221 ▲ Mi8C # 1-2-16 ⁺ 	2A3 1221 ▲ Mi8C # 1-2-16 ⁺ 	1A3 1221 ▲ Mi8C # 1-2-16 ⁺ 	2B3 1221 ▲ Mi8C # 1-2-16 ⁺ 					5E 526E ● URAL Ψ-2 ^R 	
HQ O UA2469 526E Ψ-4 ^W 	HQ 526E # HQ P-L 	1A 526E M1979 4-2-4 ^{TA} 	2A 526E M1979 4-2-4 ^{TA} 	3A 526E GM2 4-2-3 ^T 	1B 526E PTS-M Ψ-3 ^{TA} 	2B 526E PTS-M Ψ-3 ^{TA} 	3B 526E PTS-M Ψ-3 ^{TA} 	4B 526E GSP Ψ-3 ^{TA} 	5B 526E GSP Ψ-3 ^{TA} 	
1C 526E PMP Ψ-2 ^R 	2C 526E PMP Ψ-2 ^R 	3C 526E PMP Ψ-2 ^R 	4C 526E PMP Ψ-2 ^R 	5C 526E PMP Ψ-2 ^R 	6C 526E TMM Ψ-2 ^R 	7C 526E TMM Ψ-2 ^R 	8C 526E TMM Ψ-2 ^R 	9C 526E TMM Ψ-2 ^R 	4E 526E ● URAL Ψ-2 ^R 	
1D 526E MTU72 15-9-4 ^T 	2D 526E MTU72 15-9-4 ^T 	3D 526E MTU72 15-9-4 ^T 	4D 526E IMR 13-9-3 ^T 	5D 526E IMR 13-9-3 ^T 	6D 526E IMR 13-9-3 ^T 	1E 526E BAT-M Ψ-2 ^T 	2E 526E BAT-M Ψ-2 ^T 	3E 526E BAT-M Ψ-2 ^T 	5E 526E ● URAL Ψ-2 ^R 	
LOG PAC 	LOG PAC 	LOG PAC 	LOG PAC 	LOG PAC 	LOG PAC 	LOG PAC 	LOG PAC 	LOG PAC 	LOG PAC 	LOG PAC 
LOG PAC	LOG PAC	LOG PAC	LOG PAC	LOG PAC	LOG PAC	LOG PAC	LOG PAC	LOG PAC	LOG PAC	LOG PAC
