



# Comprehensive Community Prevention Plan 2020-2023

This plan will assist Frontier Community Coalition (FCC) to continue the growth, development and expansion of mental health and substance abuse prevention strategies and services within the communities of the Tri-County Area including Humboldt, Lander, and Pershing Counties. As the recognized substance abuse prevention coalition, FCC will manage and facilitate the process for equitable distribution of funding, resources and training opportunities that promote the dissemination of prevention and treatment information, funding, policies, practices, programs and strategies

This publication was supported in whole or in part by the Nevada Division of Public and Behavioral Health, Substance Abuse Prevention and Treatment Agency (SAPTA) through State General Funds, and SAPT Block and Partnership for Success federal grants from the Substance Abuse and Mental Health Services Administration (SAMHSA). Its contents are solely the responsibility of the authors and do not necessarily represent the official views of the U.S. DHHS, SAMHSA, or the State of Nevada.

Prepared by:

On Behalf of:

*Impact*

775.397.0785



Frontier Community Coalition

*Shondra J. Jensen*

Executive Director  
1005 W. Broadway Avenue  
P.O. Box 1460  
Lovelock, NV 89419  
775-273-2400  
[director@frontiercommunity.net](mailto:director@frontiercommunity.net)

[www.frontiercommunity.net](http://www.frontiercommunity.net)

## Table of Contents

ABOUT FRONTIER COMMUNITY COALITION .....	4
Purpose of FCC .....	4
Vision of FCC .....	4
COMMUNITY ASSESSMENT .....	4
Geographic Area Served .....	4
Demographics .....	6
Community History .....	7
<i>Economics</i> .....	7
<i>Pace of Life</i> .....	9
<i>Miscellaneous Community Factors</i> .....	10
NEEDS ASSESSMENT.....	11
About Data Sources .....	11
General Findings .....	14
Lifetime Use .....	14
Frequency of Use .....	19
Binge Drinking/Heavy Drinking .....	22
Data by Risk Factors .....	22
<i>Domain: Individual/Peer</i> .....	25
Early Initiation of Substance Use .....	26
Early and Persistent Problem Behavior .....	28
Rebelliousness.....	33
Favorable Attitudes Toward Substance Use .....	37
<i>Domain: Family</i> .....	38
Family Management Problems .....	39
Family Conflict .....	43
Favorable Parental Attitudes .....	44
Family History of Substance Misuse .....	46
<i>Domain: School</i> .....	49
Educational Attainment .....	49
Academic Failure Beginning in Late Elementary School .....	51
Lack of Commitment to School.....	52
<i>Domain: Community</i> .....	52

Low Cost of Alcohol.....	52
Community Laws and Norms Favorable to Substance Use .....	53
High Availability of Substances .....	54
Alcohol Access .....	54
Tobacco Access.....	55
Marijuana Access .....	55
Prescription and Other Drug Access .....	55
Media Portrayal of Alcohol Use.....	56
Low Neighborhood Attachment.....	56
Low Socioeconomic Status .....	57
Transitions and Mobility.....	58
CAPACITY AND RESOURCE ASSESSMENT .....	58
STRATEGIC PREVENTION FRAMEWORK.....	58
<i>STEP ONE: ASSESSMENT</i> .....	60
<i>STEP TWO: CAPACITY</i> .....	60
Frontier Community Coalition Capacity .....	60
Community Capacity.....	71
Evidence of Level of Readiness .....	76
Community Partners' Perceptions of Youth Substance Abuse .....	82
Resource Assessment.....	82
<i>STEP THREE: PLANNING AND LOGIC MODEL</i> .....	82
<i>STEP FOUR: IMPLEMENTATION</i> .....	88
<i>STEP FIVE: EVALUATION</i> .....	88
Evaluating the Impact of FCC .....	88
Evaluating the Impact of FCC's Funded Partners.....	93
APPENDIX A SOURCES .....	94
APPENDIX B RESOURCES AND GAPS ANALYSIS.....	95

## ABOUT FRONTIER COMMUNITY COALITION

Frontier Community Coalitions (FCC) is one of 12 coalitions serving the State of Nevada. These coalitions are partially funded and supervised by the State of Nevada Department of Health and Human Services' Substance Abuse Prevention and Treatment Agency (SAPTA). Coalitions are key to Nevada's Five-Year Strategic Prevention Plan (2017-2020).

### Purpose of FCC

To provide a forum through which interested organizations, agencies and individuals can work in unison to support and promote healthy communities within our service area through education, assessment, communication and evaluation by supporting prevention programs that will benefit the community. The Frontier Community Coalition will support healthy communities through:

- Fundraising
- Partnerships
- Unity
- Awareness

Membership in the Coalition is open to any interested individual, agency, non-profit, or business entity. There are no fees or other obligations related to membership.

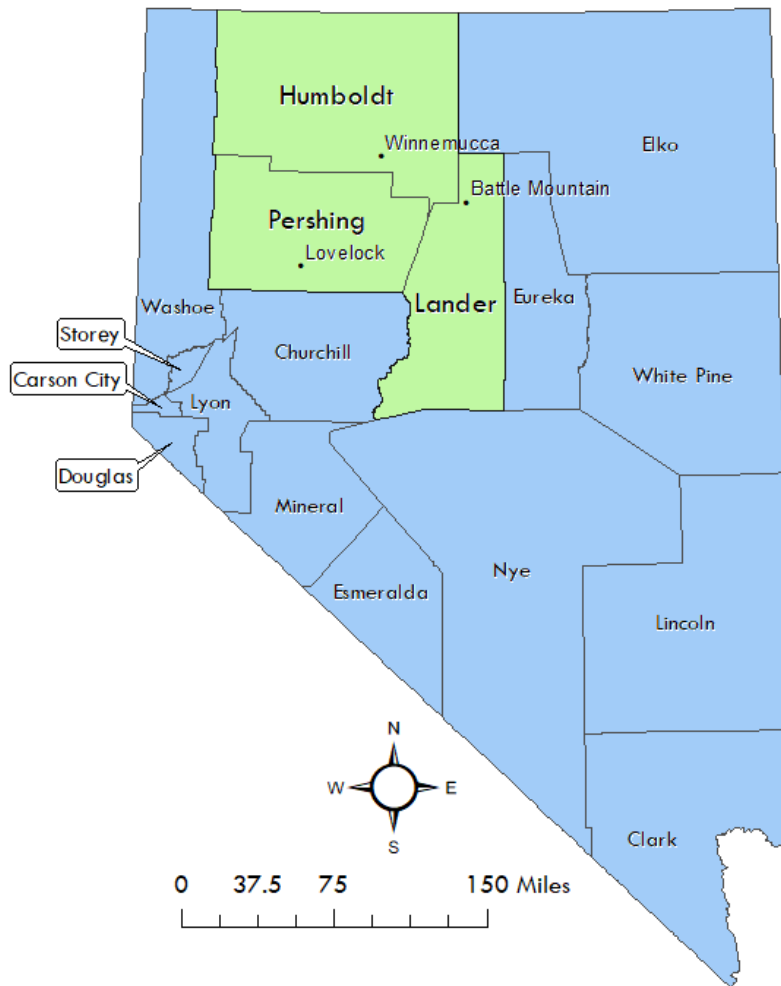
### Vision of FCC

To foster communities that promote physical, emotional, educational, psychological and spiritual wellbeing and encourage a substance abuse free lifestyle.

## COMMUNITY ASSESSMENT

### Geographic Area Served

FCC was formed in May 2001 to serve Pershing, Humboldt, and Lander Counties, Nevada. FCC serves approximately 30,457 people spread out over 21,168 square miles (*Source: Behavioral Health Report*), thus the appropriate designation of "Frontier" Communities Coalition.



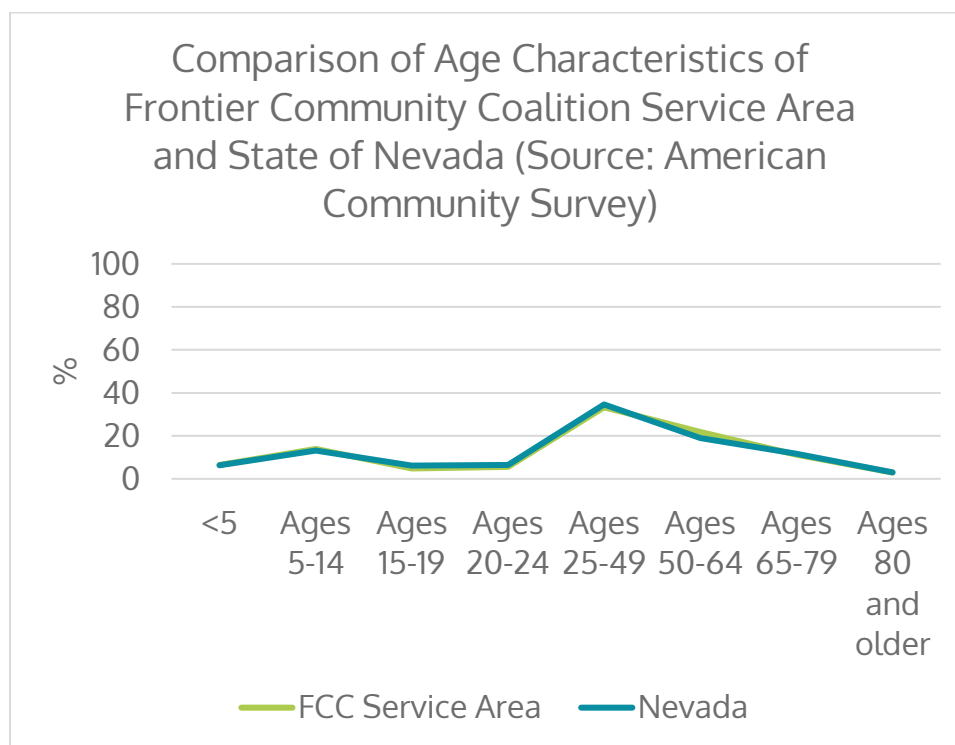
The service area includes mining towns, small ranching/farming communities, and, Native American reservations and colonies. Some of the settlements in the service area are not much more than gas stations along the I-80 corridor. Others are small communities that serve nearby ranches along Highway 278. The Coalition serves these small communities that are scattered throughout a vast geographic area and are isolated by miles of desolate roads. The largest settlement in the service area is Winnemucca, Nevada (Humboldt County), with a population of approximately 7,856. The smallest settlement area is, arguably, Kingston, Nevada (Lander County) with a population of 219 (*Source: NV State Demographer*).

The geology of the service area is primarily high desert rangelands.

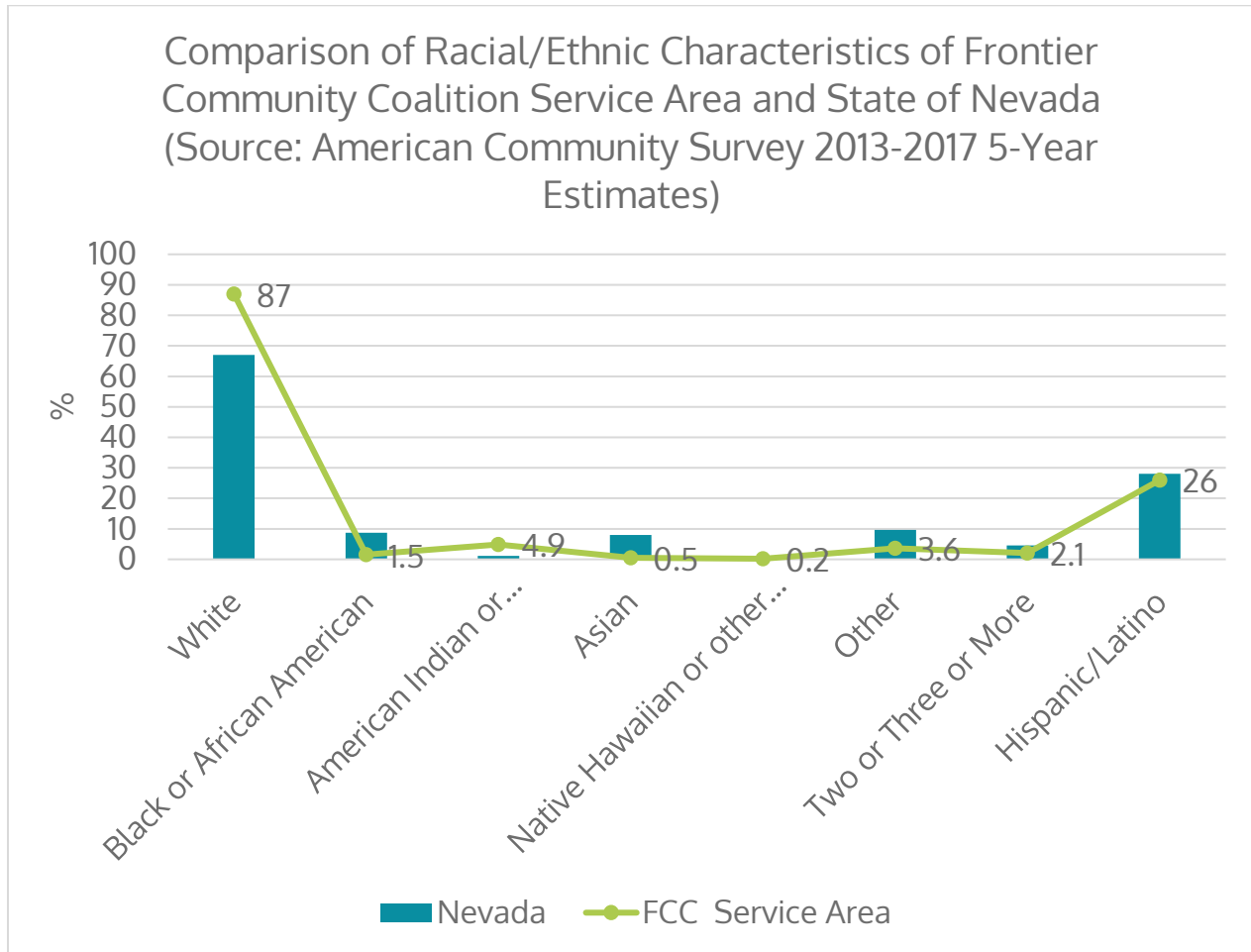
People often must travel long distances to access very basic services, such as timely mental health counseling, or obstetrical care. Coalition staff must travel long distances to forge and maintain relationships with community leaders throughout the service area.

## Demographics

FCC supports a holistic approach to substance abuse prevention that meets the needs of all ages and racial/ethnic groups within the service area. The four broad target populations are community, family, school, and individuals/peers, with unique subpopulations within those areas.



FCC's age categories very closely match those of the rest of the State of Nevada.



The racial/ethnic composition of FCC's population is somewhat homogeneous when compared to the State of Nevada, although they do have a higher percentage of American Indian or Alaskan Native residents. It is important to note that much of the Native American population reside on federally recognized reservations or colonies.

## Community History

### *Economics*

The area is rich in precious metals. The economic bases of the service area are primarily mining, ranching, gaming, and a large prison. Ranching/farming, mining, gaming, and prisons are 24-hour, 7 day a week industries. Very few people in the service area work in industries with "normal" work schedules. This can lead to family and community disorganization. For example, parents working rotating 12-hour shifts may not be able to attend school functions very frequently.

In addition, many of these industries make lists of most dangerous occupations (*Source: Bureau of Labor Statistics*) and several of these industries are highly dependent on market

forces out of their direct control. A drop in the price of gold, for example, can result in job losses and sudden moves. Consequently, these industries can attract people who are not adverse to risk. This risk-taking behavior can influence substance abuse and mental health measures, as follows:

## The Professions with the Highest (and Lowest) Suicide Rates

2015 rate of suicide per 100,000 according to CDC

Rank	Professions	Suicide Rate
1	Construction and Extraction	52.1
2	Installation, Maintenance, and Repair	37.8
3	Arts, Design, Entertainment, Sports & Media	27.3
4	Transportation and Material Moving	26.8
5	Production	24.3
6	Protective Service	24.2
7	Farming, Fishing, and Forestry	18.7
8	Building & Grounds Cleaning & Maintenance	18.2
9	Architecture and Engineering	17.6
10	Food Preparation and Serving Related	14.8
11	Sales and Related	14.2
12	Computer and Mathematical	14.0
13	Legal	13.8
14	Life, Physical, and Social Science	12.8
15	Health Care Practitioners and Technical	12.5
16	Management	12.5
17	Health Care Support	11.9
18	Personal Care and Service	10.1
19	Community and Social Service	9.0
20	Office and Administrative Support	8.6
21	Business and Financial Operations	8.5
22	Education, Training, and Library	5.3

Data Source: CDC Report from 2018 showing 2015 results in 22 states

REGISTERED

*(Reproduced from source: CDC)*

In 2015 Christopher Gay, MPH, MD student, performed statistical analysis comparing self-reported substance use and abuse rates (YRBS) between different geographies in the State of Nevada. He discovered evidence that suggests there is a strong correlation with both alcohol and tobacco use among Nevada middle school students living in rural counties that the USDA labels as having a "mining economic typology" when compared to students in urban counties. It is important to recognize that this does not mean that mining companies or practices are to blame for higher rates of alcohol and tobacco use among middle school students; rather, there may be some characteristics of people who work in mining, or their

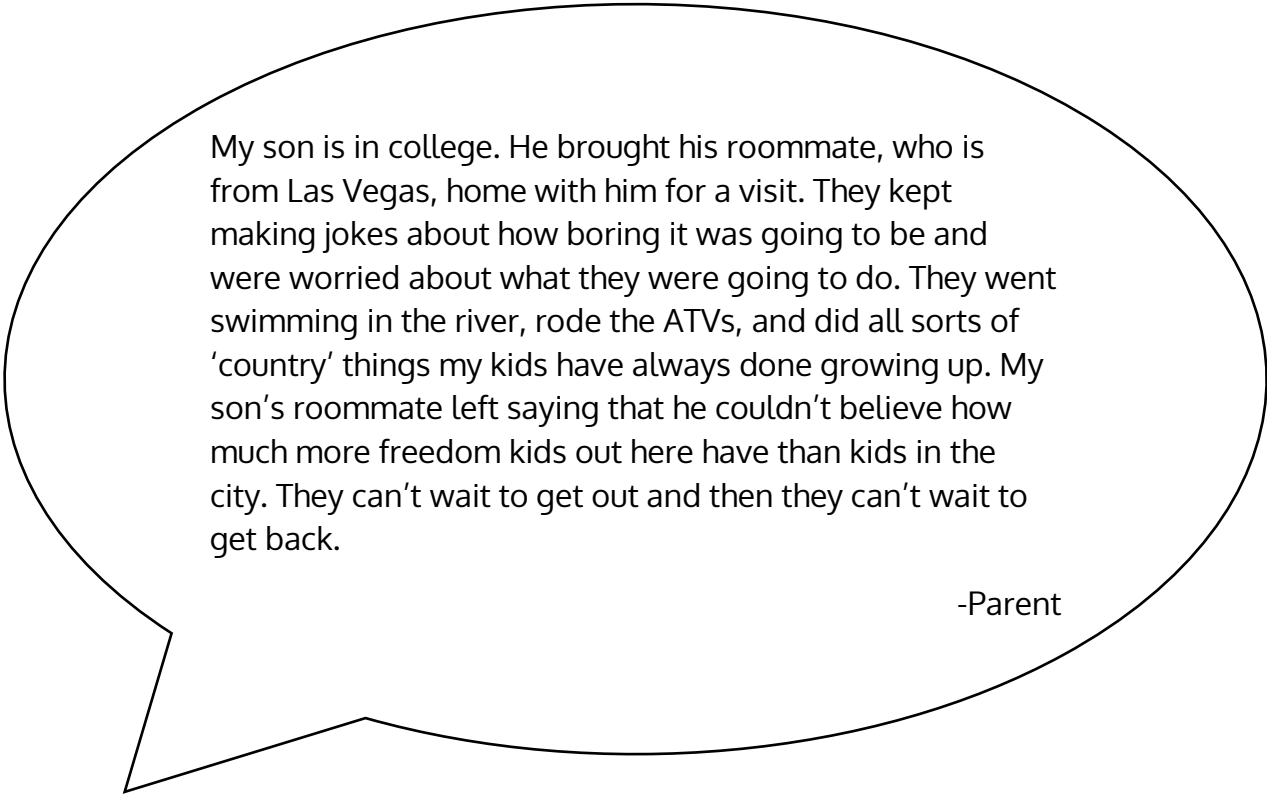


family structures, that lead to higher substance use rates among young people. Some examples of these characteristics include shift work, higher disposable income, etc.

One of the local mines has recently announced plans for a large expansion.

### *Pace of Life*

As in many small communities throughout the United States, young people tend to believe that living in rural communities is “boring” and stifling and develop the perception that living in more urban environments is somehow better or more entertaining.



My son is in college. He brought his roommate, who is from Las Vegas, home with him for a visit. They kept making jokes about how boring it was going to be and were worried about what they were going to do. They went swimming in the river, rode the ATVs, and did all sorts of ‘country’ things my kids have always done growing up. My son’s roommate left saying that he couldn’t believe how much more freedom kids out here have than kids in the city. They can’t wait to get out and then they can’t wait to get back.

-Parent

Young people in the community frequently talk about “getting out and starting their lives” and the oppressive feeling of, “I know everyone and everyone knows my mom” (*Source: Youth Interview*).

Interviewer: What do you wish adults in your community understood better about growing up here?

Youth: I wish they understood that we can handle our own business. There aren't very many kids here who do bad stuff, but we all get blamed for it. My parents know everything before I even get home from school.

Interviewer: They know things that happened at school?

Youth: Yes! (laughing) If I talk to someone different in the hall at school one day, by the time I get home my mom asks me if we are dating.

(Interview conducted in 2017)

On the other hand, these communities still close Main Street for annual homecoming parades. Businesses will close when one of the local sports teams is playing for a state title. Many of the idealized characteristics of small town living can feel incredibly restrictive and old fashioned to young people who see examples of urban life portrayed in the media.

### *Miscellaneous Community Factors*

- There are very few media outlets for prevention messaging in the smaller communities
- Prostitution is legal in Humboldt and Lander Counties, where there are at least three brothels in operation. It is illegal in Pershing County. This, together with the gambling and alcohol consumption promoted by the casino industry, can at times creates a difficult environment for raising children
- The political landscape of the FCC service area differs greatly from State averages, which is typical for the more rural counties in the State. This leads to many people living in the less populated but much larger geographical parts of the state feeling as

though they are not well-represented or understood by decision-makers at the State level:

2019 Active Voters by County and Party (Source: Office of Nevada Secretary of State)						
County	Democrat	Independent American	Libertarian	Nonpartisan	Other	Republican
Humboldt	18.5%	5%	1%	19.5%	1%	55%
Lander	17%	5%	.5%	17%	.5%	60%
Pershing	21%	5%	1%	17.5%	.5%	55%
Nevada Totals	38%	5%	1%	22%	1%	33%

## NEEDS ASSESSMENT

### About Data Sources

1. Nevada Youth Risk Behavior Survey (YRBS):
  - Various data points are available for 2005, 2007, 2009, and 2013 administrations of the YRBS. The full data set is only available for 2013 results, prior to that year this researcher had to rely on charts and graphs created by others.
  - School districts are free to choose whether they wish to implement passive or active consent. In 2017 Humboldt and Pershing implemented passive consent and Lander implemented active consent.
  - Questions for the YRBS are determined at the State level and are not under the direct control of FCC. Several wording changes have occurred over the years.
  - Responsibility for administration and analysis of the YRBS transferred from the Department of Education to the University of Nevada, Reno, in 2013.
  - The State of Nevada randomly selects schools and classrooms within each county to receive the YRBS.
  - The YRBS is typically administered to middle school (grades 6, 7, 8) and high school (9, 10, 11, 12) students. Until 2011, middle and high school students received different versions. The State of Nevada chose not to survey middle school students in 2013. FCC chose not to present findings from middle school in previous years' CCPPs.

- Results for 2005 and 2007 include Humboldt, Lander and Pershing Counties. The 2009 results are for Humboldt County only. The YRBS was not administered in the service area in 2011. UNR included results from Churchill County with FCC's service area in 2013 and 2015, although Churchill County does not fall within the service area. Including Churchill County does pose several problems when one attempts to determine the impact of any programs or initiatives implemented in FCC service area. In 2017, Churchill was removed from the Coalition's report and results are once again from Humboldt, Lander, and Pershing Counties.
- High School YRBS results are in blue tables and graphs and Middle School are in green under the appropriate domains

YRBS – High School					
2005	2007	2009	2013	2015	2017
n=unknown	n=unknown	n=unknown	n = 420	n = 326	n = 321

YRBS – Middle School	
2015	2017
n = 375	n = 241

## 2. Qualitative Research:

- This researcher conducted three focus groups and approximately six individual interviews during the summer of 2019. These people were not chosen because they have any specific knowledge of prevention theory; rather, they were chosen as representatives of various sectors of the general public (i.e. school district employees, parents, youth, law enforcement, faith based, etc.).
- Results from key informants and focus groups are indicated in conversation bubbles in the appropriate domain

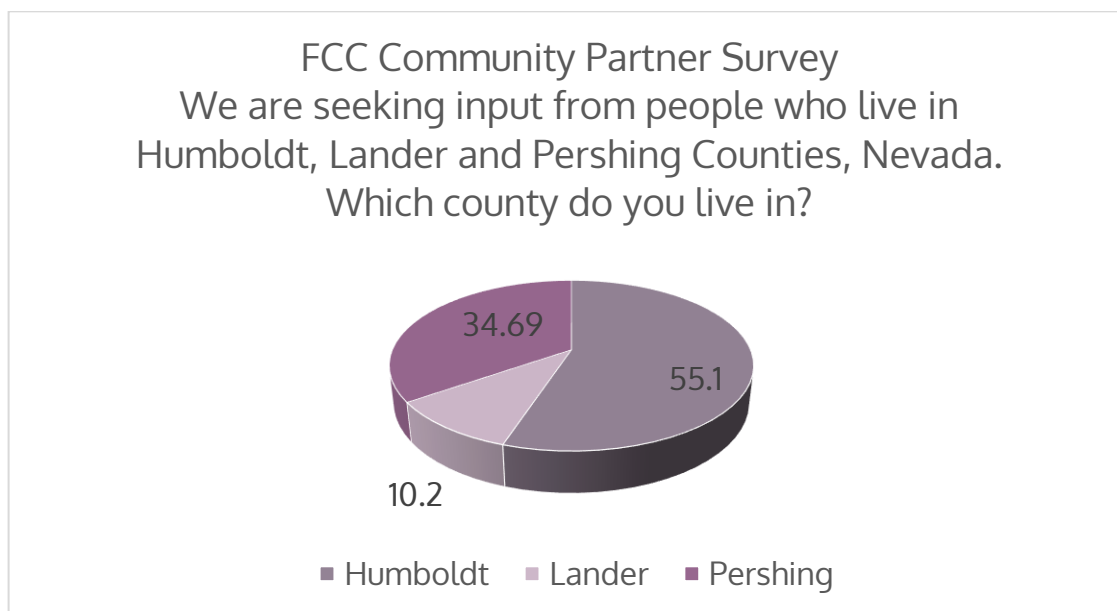


Even though the comments themselves are from one individual, they are included in this report only if they reflect a pattern of responses by others. Unless otherwise indicated, none of these comments should be interpreted to reflect the opinion of just one respondent. These are not anecdotal comments; rather, they are the result of solid qualitative research.

### 3. FCC Community Partner Survey

- Impact and FCC worked together to create a non-probability, snowball method, exploratory survey to gather input from partners (parents, business, non-profits, etc.) in the service area. The survey was created in Survey Monkey and was electronically administered. The survey was distributed via personal and professional contacts for FCC's director and staff and was posted on several community Facebook pages. Respondents from education and government are over-represented in this sample; while those from natural resource (e.g. mining or agriculture) and food, accommodations, and entertainment (e.g. casinos) are under-represented.

FCC Community Partner Survey	
2017	2019
n=124	N=49



- Results from the Community Partner Survey are represented in purple tables and charts.

### 4. MAGIC Survey

- This is a survey written and used specifically for participants in the MAGIC Program, which is funded by FCC in Lander, Humboldt and Pershing Counties. Because the MAGIC Program is designed for youth who have been involved with

the criminal justice system and their families, the results should not be thought of as a representative sample of *all* parents or children in the service area.

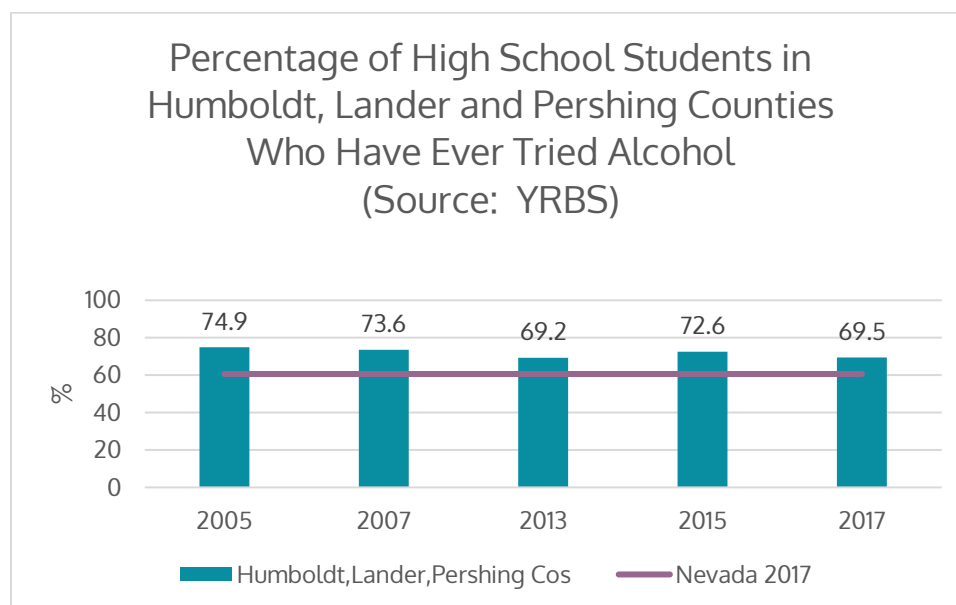
- Results from the MAGIC Survey are represented in red tables and charts

MAGIC Program Survey					
	2017	2019		2017	2019
Parents Served	46	Missing Data	Youth Served	33	Missing Data
Usable Parent Surveys	n=10	n=21	Usable Youth Surveys	n=12	n=51
Parent/Child Paired Sample	n=8	0	Pre/Post Paired Sample	n=3	0

- Results from the 10 "pre" surveys are displayed throughout the report where applicable (i.e. "Community," "School," etc.)

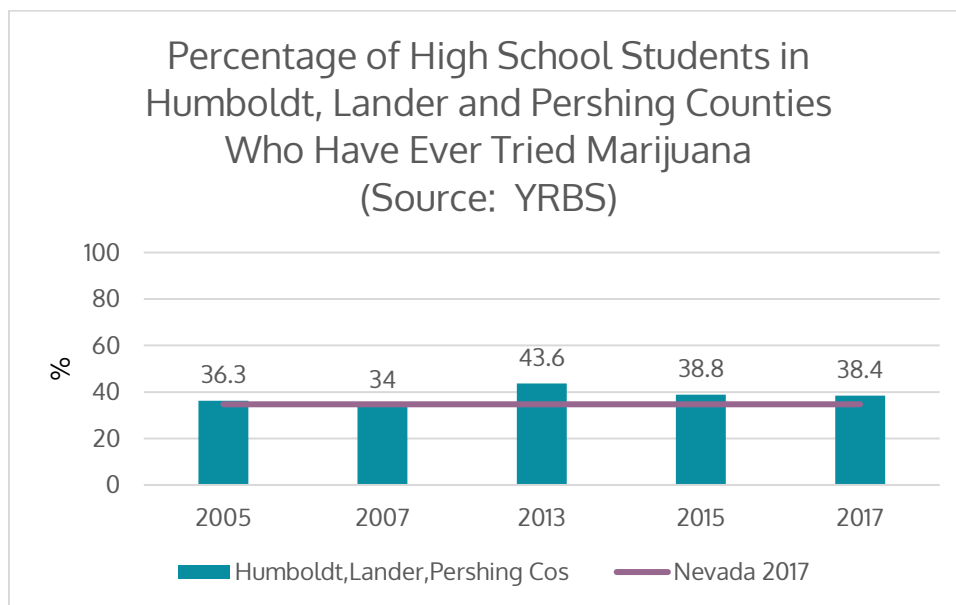
## General Findings

### Lifetime Use



YRBS: Percentage of middle school students who ever drank alcohol

	Yes
Lander, Humboldt and Pershing Cos.	37.4%
Nevada Total	27.4%

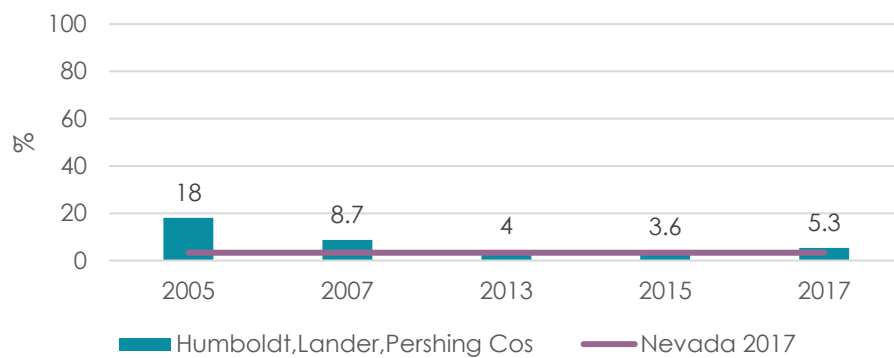


YRBS: Percentage of middle school students who ever used marijuana

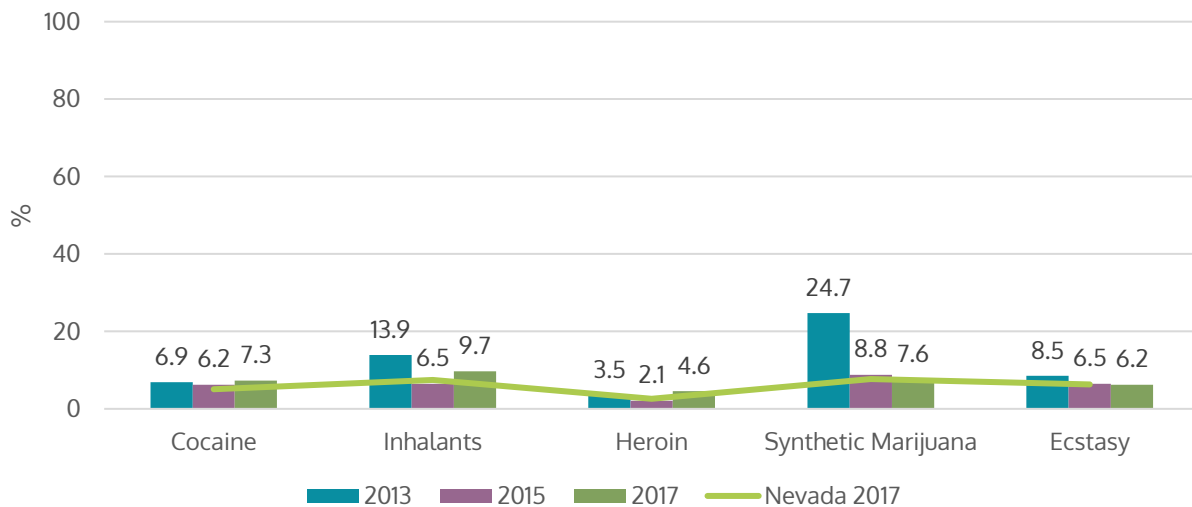
	Yes
Lander, Humboldt and Pershing Cos.	11.6%*
Nevada Total	9.8%

\*This is a reduction from 2015

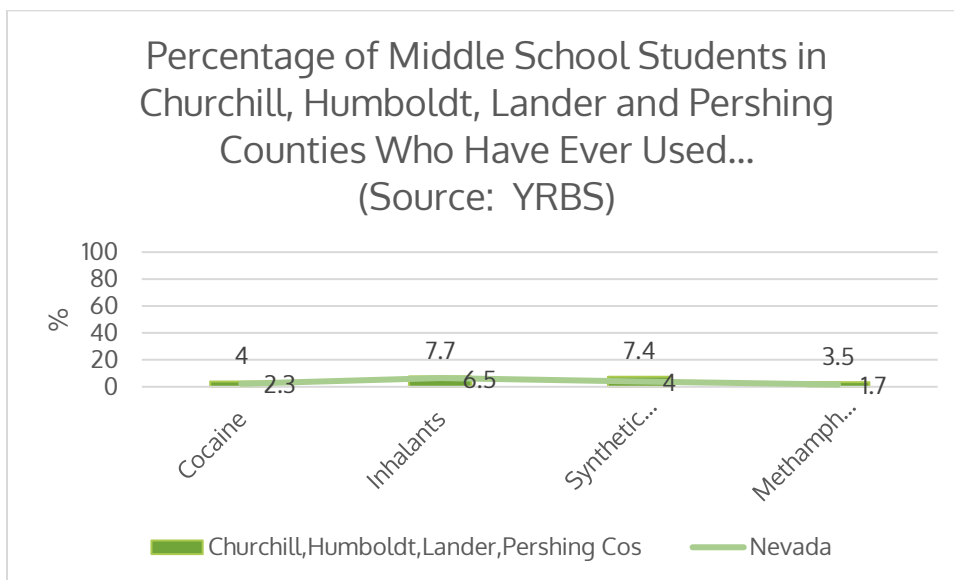
Percentage of High School Students in Humboldt, Lander and Pershing Counties Who Have Ever Tried Methamphetamines (Source: YRBS)



Percentage of High School Students in Humboldt, Lander and Pershing Who Have Ever Used... (Source: YRBS)







YRBS: Percentage of high school students who have ever tried smoking cigarettes, even one or two puffs.

	Yes
Lander, Humboldt and Pershing Cos.	40.6%*
Nevada Total	23.9%

\*This is an increase from 2015

YRBS: Percentage of middle school students who have ever tried smoking cigarettes, even one or two puffs.

	Yes
Lander, Humboldt and Pershing Cos.	19.4%
Nevada Total	13.7%

YRBS: Percentage of high school students who ever used electronic vapor products

	Yes
Lander, Humboldt and Pershing Cos.	48.7%
Nevada Total	42.6%

\*This is a decrease from 2017

YRBS: Percentage of middle school students who ever used electronic vapor products

	Yes
Lander, Humboldt and Pershing Cos.	21.8%*
Nevada Total	18.6%

\*This is a reduction from 2015

YRBS: Percentage of high school students who ever took steroids without a doctor's prescription

	Yes
Lander, Humboldt and Pershing Cos.	5%
Nevada Total	3.2%

YRBS: Percentage of high school students who ever took prescription pain medicine without a doctor's prescription or differently than prescribed.

	Yes
Lander, Humboldt and Pershing Cos.	19.6%
Nevada Total	14.8%

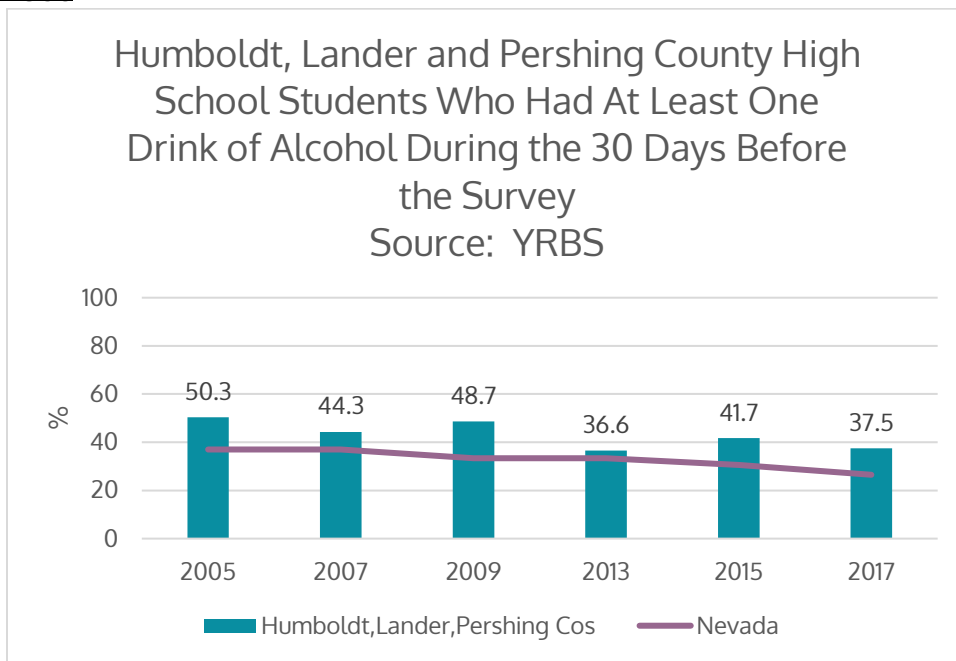
YRBS: Percentage of middle school students who ever took prescription pain medicine without a doctor's prescription or differently than prescribed.

	Yes
Lander, Humboldt and Pershing Cos.	5.3%
Nevada Total	6.8%

YRBS: Percentage of high school students who ever injected any illegal drugs

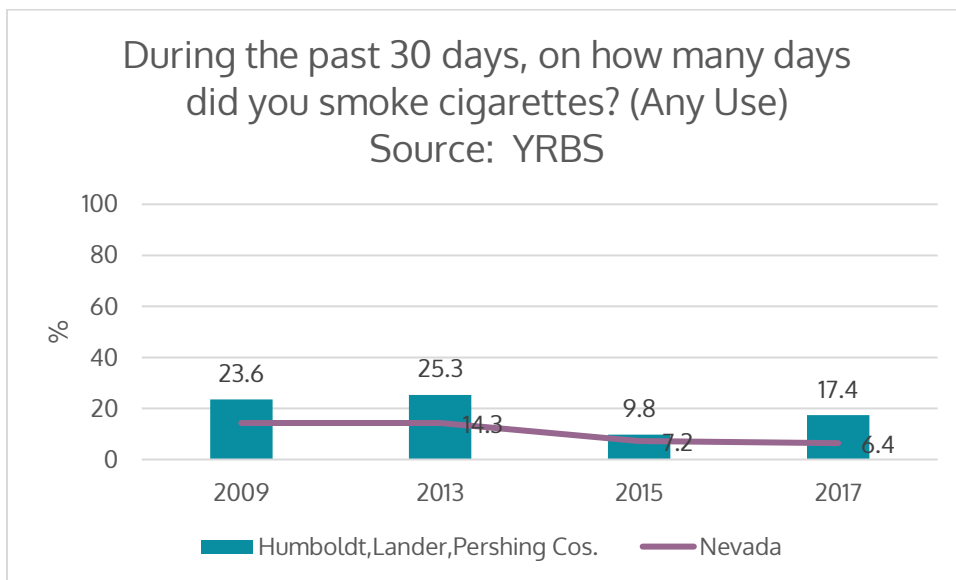
	Yes
Lander, Humboldt and Pershing Cos.	3.1%
Nevada Total	2.6%

Frequency of Use



YRBS: Percentage of middle school students who drank alcohol in the past 30 days.

	Yes
Lander, Humboldt and Pershing Cos.	12.7%
Nevada Total	9.2%



YRBS: Percentage of middle school students who *currently* smoke cigarettes

	Yes
Lander, Humboldt and Pershing Cos.	4.7%*
Nevada Total	2.2%

\*This is a reduction from 2015

YRBS: Percentage of high school students who *currently* used tobacco (past 30 days) cigarette use, current smokeless tobacco use, or current cigar use

	Yes
Lander, Humboldt and Pershing Cos.	23.7%
Nevada Total	12%

YRBS: Percentage of middle school students who *currently* used any form of tobacco (past 30 days) cigarette use, current smokeless tobacco use, or current cigar use

	Yes
Lander, Humboldt and Pershing Cos.	8.3%
Nevada Total	4.6%

YRBS: Percentage of high school students who *currently* used smokeless tobacco on at least 1 day during the 30 days before the survey

	Yes
Lander, Humboldt and Pershing Cos.	10.9%
Nevada Total	4%

YRBS: Percentage of middle school students who *currently* used smokeless tobacco on at least 1 day during the 30 days before the survey

	Yes
Lander, Humboldt and Pershing Cos.	2.9%*
Nevada Total	1.8%

\*This is a reduction from 2015

YRBS Table 36: Percentage of high school students who frequently currently smoked Cigarettes (on 20 or more days during the 30 days before the survey)

	Yes
Lander, Humboldt and Pershing Cos.	4.9%
Nevada Total	1.3%

YRBS Table 37: Percentage of high school students who smoked more than 10 cigarettes per day during the 30 days before the survey

	Yes
Lander, Humboldt and Pershing Cos.	2.5%
Nevada Total	4.9%

YRBS: Percentage of high school students who currently use electronic vapor products

	Yes
Lander, Humboldt and Pershing Cos.	19.1%
Nevada Total	15%

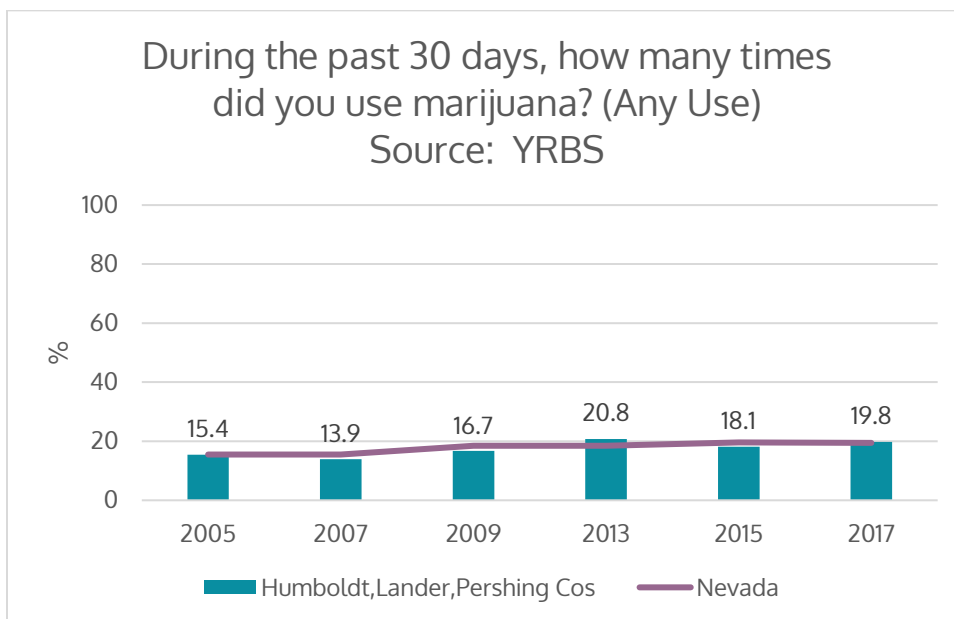
YRBS: Percentage of middle school students who currently use electronic vapor products

	Yes
Lander, Humboldt and Pershing Cos.	6.9%*
Nevada Total	6.7%

\*This is a reduction from 2015

YRBS: Percentage of high school students who have taken prescription pain medicine without a doctor's prescription in past 30 days

	Yes
Lander, Humboldt and Pershing Cos.	11.7%
Nevada Total	7%

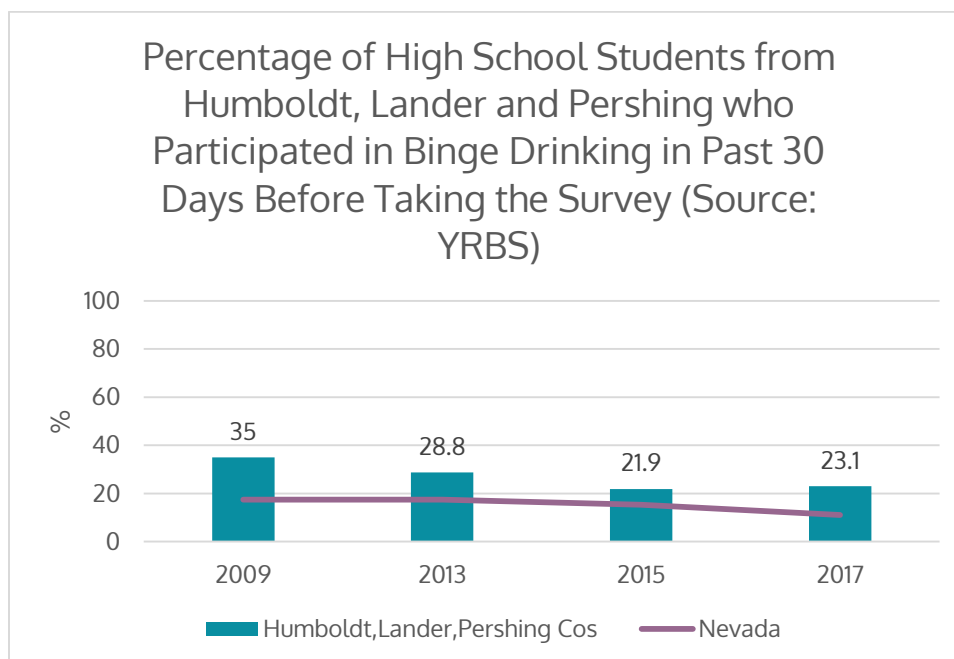


YRBS: Percentage of middle school students who currently use marijuana

	Yes
Lander, Humboldt and Pershing Cos.	6.6%*
Nevada Total	5.2%

\*This is an increase from 2015

### Binge Drinking/Heavy Drinking



YRBS: Percentage of high school students who drank 10 or more drinks in a row during the 30 days before the survey

	Yes
Lander, Humboldt and Pershing Cos.	9.7%
Nevada Total	3.1%

### Data by Risk Factors

People typically have instinctive ideas or theories about what factors encourage or discourage substance abuse. While these ideas are not necessarily wrong, scientific research shows that certain risk factors present in a young person's life increase the possibility of becoming involved in problem behaviors. There is a direct correlation between

the number of risk factors present for a young person and the likelihood that he or she will participate in negative behaviors.

FCC utilizes a matrix of Risk Factors from the National Institutes of Health and the National Institute on Drug Abuse to organize information and set priorities.

<b>Risk Factors</b>	<b>Definition</b>	<b>Adolescent Substance Use</b>	<b>Young Adult Substance Use</b>
<b>Individual/Peer</b>			
Early initiation of substance use	Engaging in alcohol or drug use at a young age.	✓	✓
Early and persistent problem behavior	Emotional distress, aggressiveness, and "difficult" temperaments in adolescents	✓	
Rebelliousness	High tolerance for deviance and rebellious activities.	✓	✓
Favorable attitudes toward substance use	Positive feelings towards alcohol or drug use, low perception of risk.	✓	✓
Peer substance use	Friends and peers who engage in alcohol or drug use.	✓	✓
Genetic predictors	Genetic susceptibility to alcohol or drug use.	✓	✓
<b>Family</b>			
Family management problems (monitoring, rewards, etc.)	Poor management practices, including parents' failure to set clear expectations for children's behavior, failure to supervise and monitor children, and excessively severe, harsh, or inconsistent punishment.	✓	✓
Family conflict	Conflict between parents or between parents and children, including abuse or neglect.	✓	✓
Favorable parental attitudes	Parental attitudes that are favorable to drug use and parental approval of drinking and drug use.	✓	✓
Family history of substance misuse	Persistent, progressive, and generalized substance use, misuse, and use disorders by family members.	✓	✓

<b>School</b>			
Academic failure beginning in late elementary school	Poor grades in school.	✓	✓
Lack of commitment to school	When a young person no longer considers the role of the student as meaningful and rewarding, or lacks investment or commitment to school	✓	✓
<b>Community</b>			
Low cost of alcohol	Low alcohol sales tax, happy hour specials, and other price discounting.	✓	✓
High availability of substances	High number of alcohol outlets in a defined geographical area or per a sector of the population.	✓	✓
Community laws and norms favorable to substance use	Community reinforcement of norms suggesting alcohol and drug use is acceptable for youth, including low tax rates on alcohol or tobacco or community beer tasting events.	✓	✓
Media portrayal of alcohol use	Exposure to actors using alcohol in movies or television.	✓	
Low neighborhood attachment	Low level of bonding to the neighborhood.	✓	
Community disorganization	Living in neighborhoods with high population density, lack of natural surveillance of public places, physical deterioration, and high rates of adult crime.	✓	
Low socioeconomic status	A parent's low socioeconomic status, as measured through a combination of education, income, and occupation.	✓	
Transitions and mobility	Communities with high rates of mobility within or between communities.	✓	

*Source: National Center for Biotechnology Information/National Institutes of Health*



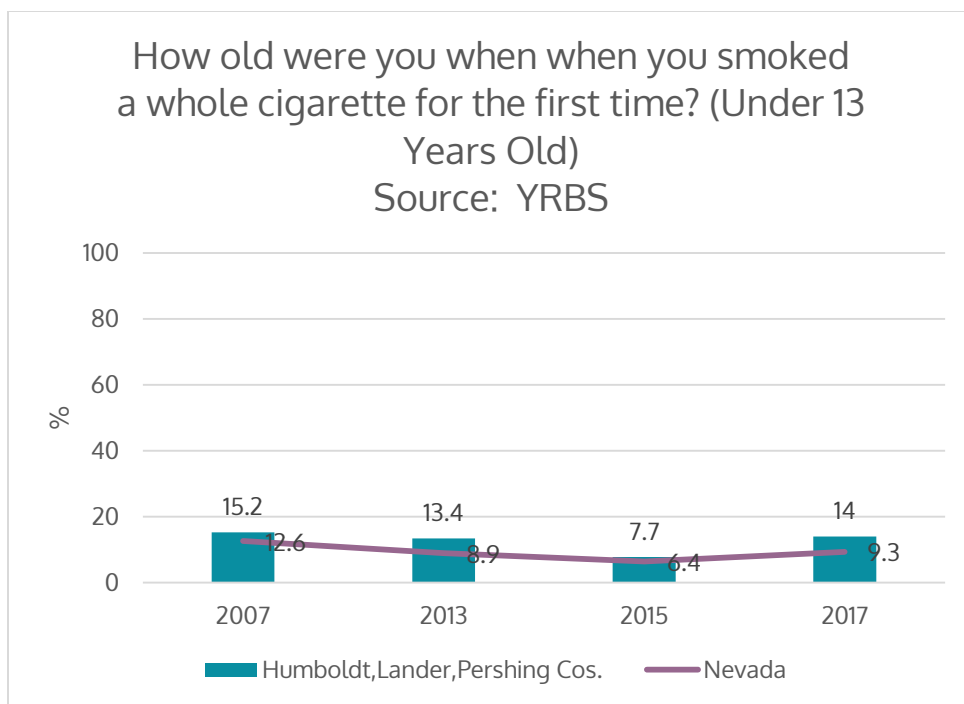
<b>Risk and Protective Factors for Substance Abuse in Older Adults</b>		
Risk Factor	Domain	Protective Factor
Social Isolation (friends, neighbors, communities, family)	Community	Opportunities to Connect with Community
Loss of Health Loss of Social Contacts	Peer	Increased Social Connections
Memory Loss that Contributes to Over Consumption or Mixing Meds Lack of Purpose Medical Care	Individual	Opportunities for Safe RX Disposal  Education and Supervision of Medicines  Finding or Maintaining a Sense of Purpose

*Source: Based on publication from State of New Jersey, Department of Human Services*

*Domain: Individual/Peer*

<i>Indicator</i>	<i>Data Source</i>
Early initiation of substance use	YRBS
Early and persistent problem behavior	Juvenile Arrest Records YRBS
Rebelliousness	YRBS
Favorable attitudes toward substance use	MAGIC
Peer substance use	No data available
Genetic predictors	No data available

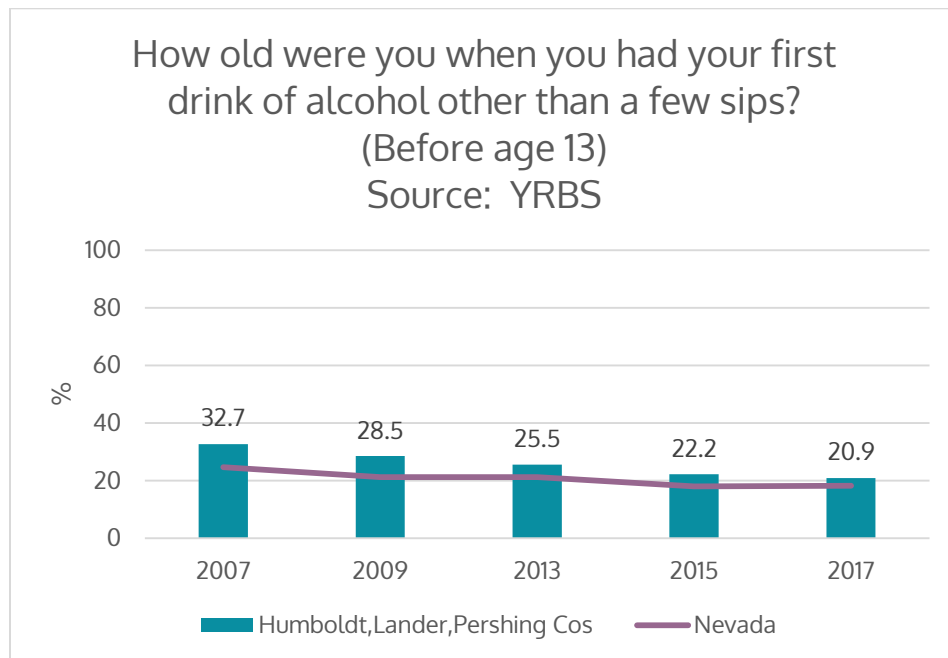
Early Initiation of Substance Use



YRBS: Percentage of middle school students who smoked a whole cigarette for the first time before age 11 years.

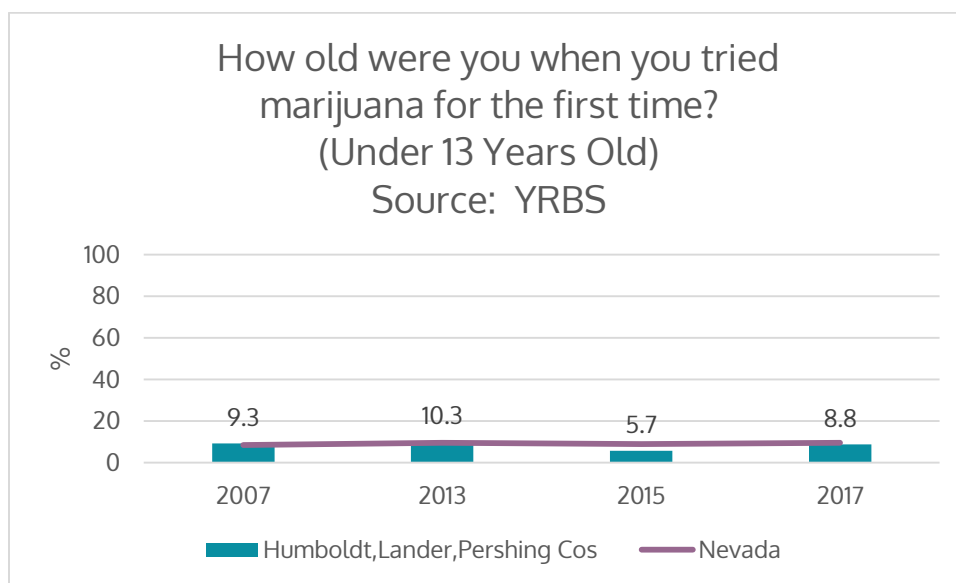
	Yes
Lander, Humboldt and Pershing Cos.	7.5%*
Nevada Total	5%

\*This is an increase from 2015



YRBS: Percentage of middle school students who drank alcohol for the first time before age 11 years.

	Yes
Lander, Humboldt and Pershing Cos.	13.6%
Nevada Total	13%



YRBS: Percentage of middle school students who tried marijuana for first time before age 11

	Yes
Lander, Humboldt and Pershing Cos.	3.1%
Nevada Total	2.5%

YRBS: Percentage of high school students who tried electronic vapor products for the first time before age 13 years

	Yes
Lander, Humboldt and Pershing Cos.	7.7%
Nevada Total	6.6%

YRBS: Percentage of middle school students who tried electronic vapor product for first time before age 11

	Yes
Lander, Humboldt and Pershing Cos.	9.5%
Nevada Total	5.1%

Focus group participants in Winnemucca were not aware of any education or programs for young people who are caught using substances but who may not raise to the level of requiring treatment.

#### Early and Persistent Problem Behavior

It is important to keep the definition of this particular risk factor in mind as one considers the following data:

Emotional distress, aggressiveness, and "difficult" temperaments in adolescents

The following data are related to topics that may or may not cause some young people emotional distress depending on their individual situation, support systems, and ability to cope. They are included here simply because they *can lead to emotional distress*, **not** because they are in and of themselves considered "problem behaviors." This emotional distress can then lead to substance abuse in some young people.

YRBS: Percentage of high school students who were heterosexual (straight), gay or lesbian, bisexual, or not sure

	Heterosexual	Gay or Lesbian	Bisexual	Not Sure
Lander, Humboldt and Pershing Cos.	92%	1.5%	4.2%	2.3%
Nevada Total	83.7%	3%	9.6%	3.6%

YRBS: Percentage of high school students who were ever physically forced to have sexual intercourse.

	Yes
Lander, Humboldt and Pershing Cos.	8.3%
Nevada Total	7.3%

YRBS: Percentage of middle school students who were ever physically forced to have sexual intercourse.

	Yes
Lander, Humboldt and Pershing Cos.	3.3%
Nevada Total	3.9%

YRBS: Percentage of high school students who were forced to do sexual things when they did not want to during the 12 months before the survey.

	Yes
Lander, Humboldt and Pershing Cos.	10.5%
Nevada Total	7.8%

YRBS: Percentage of high school students who were bullied on school property during the 12 months before the survey.

	Yes
Lander, Humboldt and Pershing Cos.	20.1%
Nevada Total	16.6%

YRBS: Percentage of middle school students who were bullied on school property during the 12 months before the survey.

	Yes
Lander, Humboldt and Pershing Cos.	31.4%*
Nevada Total	22.7%

\*This is a reduction from 2015

YRBS: Percentage of high school students who were electronically bullied, including being bullied through e-mail, chat rooms, instant messaging, web sites, or texting, during the 12 months before the survey

	Yes
Lander, Humboldt and Pershing Cos.	15.2%
Nevada Total	13.1%

YRBS: Percentage of middle school students who were electronically bullied during the 12 months before the survey, including being bullied through e-mail, chat rooms, instant messaging, web sites, or texting.

	Yes
Lander, Humboldt and Pershing Cos.	18.1%
Nevada Total	14.0%

YRBS: Percentage of high school students who were obese

	Yes
Lander, Humboldt and Pershing Cos.	16.1%
Nevada Total	13.4%

YRBS: Percentage of high school students who felt sad or hopeless almost every day for 2 or more weeks in a row so that they stopped doing some usual activities during the 12 months before the survey.

	Yes
Lander, Humboldt and Pershing Cos.	33%
Nevada Total	34.6%

YRBS: Percentage of middle school students who felt sad or hopeless almost every day for 2 or more weeks in a row so that they stopped doing some usual activities during the 12 months before the survey.

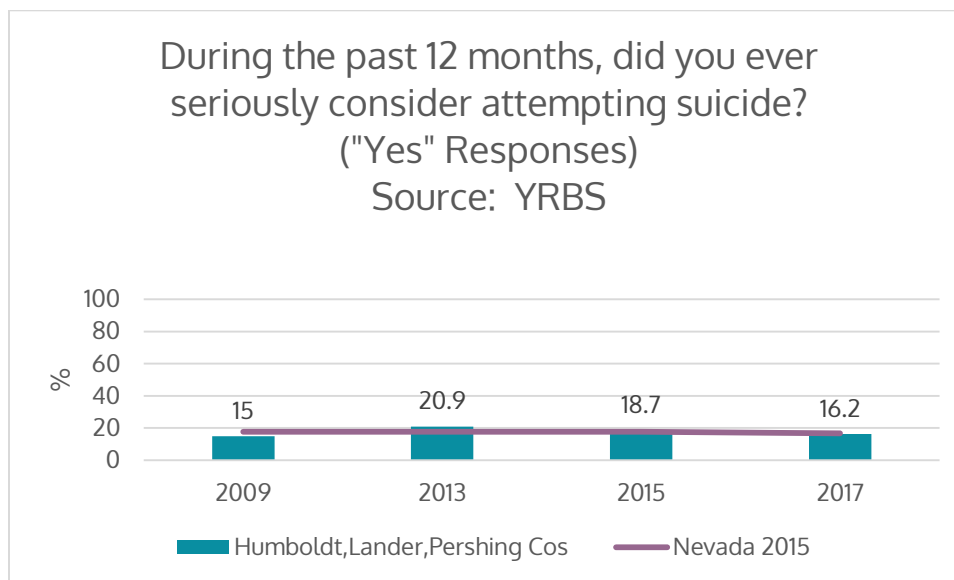
	Yes
Lander, Humboldt and Pershing Cos.	27%
Nevada Total	29.3%

YRBS: Percentage of high school students who made a plan about how they would attempt suicide during the 12 months before the survey.

	Yes
Lander, Humboldt and Pershing Cos.	12.4%
Nevada Total	14.4%

YRBS: Percentage of middle school students who *ever* made a plan about how they would kill themselves.

	Yes
Lander, Humboldt and Pershing Cos.	13.6%
Nevada Total	15.3%



YRBS: Percentage of middle school students who ever seriously considered killing themselves.

	Yes
Lander, Humboldt and Pershing Cos.	15.9%
Nevada Total	21.3%

YRBS: Percentage of high school students who attempted suicide during the 12 months before the survey.

	Yes
Lander, Humboldt and Pershing Cos.	9.3%
Nevada Total	8.5%

YRBS: Percentage of middle school students who *ever* tried killing themselves.

	Yes
Lander, Humboldt and Pershing Cos.	4.5%*
Nevada Total	8.2%

\*This is a reduction from 2015

YRBS: Percentage of high school students whose suicide attempt resulted in an injury, poisoning, or overdose that had to be treated by a doctor or nurse, during the 12 months before the survey.

	Yes
Lander, Humboldt and Pershing Cos.	2.7%
Nevada Total	2.6%

YRBS: Percentage of high school students who did something to purposely hurt themselves without wanting to die, such as cutting or burning themselves on purpose.

	Yes
Lander, Humboldt and Pershing Cos.	20%
Nevada Total	18.7%

YRBS: Percentage of middle school students who did something to purposely hurt themselves without wanting to die, such as cutting or burning themselves on purpose.

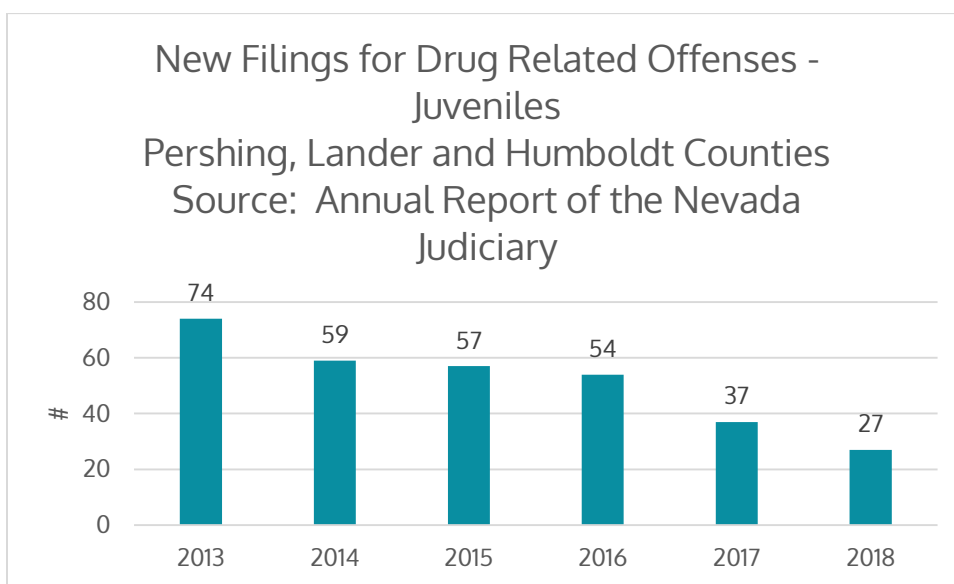
	Yes
Lander, Humboldt and Pershing Cos.	14.1%
Nevada Total	18.4%

YRBS: Percentage of high school students who ever got the kind of help they need when they felt sad, empty, hopeless, angry, or anxious (Most of the time/Always).

	Yes
Lander, Humboldt and Pershing Cos.	19.7%
Nevada Total	25.5%

YRBS: Percentage of middle school students who ever got the kind of help they need when they felt sad, empty, hopeless, angry, or anxious (Most of the time/Always).

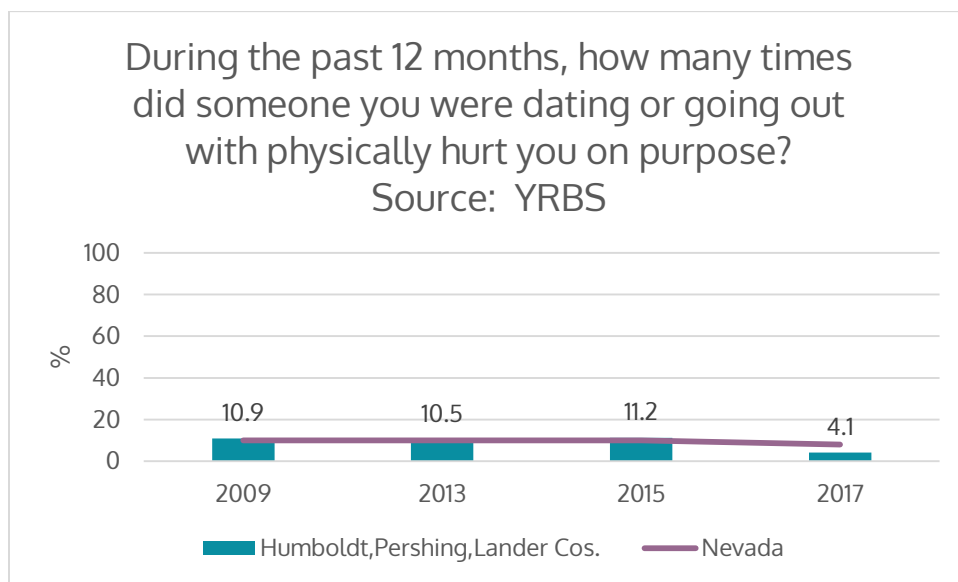
	Yes
Lander, Humboldt and Pershing Cos.	29%
Nevada Total	31.9%





To put this into context, there were approximately 3,814 individuals between the ages of 10 and 19 living in the service area (American Community Survey Population Estimates 2013-2017).

*Note: The three graphs above represent cases filed; they should not be construed to represent convictions or other legal dispositions. One should also keep in mind that the number of cases filed can be influenced by a myriad of factors, including: policy changes; law enforcement staffing levels; culture of district attorney's office, etc.*



YRBS: Percentage of high school students who experienced sexual dating violence (unwanted kissing, touching, or physically forced to have sexual intercourse) during the 12 months before the survey

	Yes
Lander, Humboldt and Pershing Cos.	6%
Nevada Total	5.7%

### Rebelliousness

Again, it is important to consider the definition of "rebelliousness" when one considers the following data points:

High tolerance for deviance and rebellious activities.

Some of the behaviors describe below may not in fact be “rebellious” or “deviant” depending upon the individual young person, their motivations, and their support systems.

YRBS: Percentage of high school students who were in a physical fight one or more times in the past 12 months.

	Yes
Lander, Humboldt and Pershing Cos.	22.1%
Nevada Total	19.3%

YRBS: Percentage of middle school students who were in a physical fight one or more times in the past 12 months.

	Yes
Lander, Humboldt and Pershing Cos.	20%
Nevada Total	19.6%

YRBS: Percentage of high school students who have ever had sexual intercourse.

	Yes
Lander, Humboldt and Pershing Cos.	47.3%
Nevada Total	36.8%

YRBS: Percentage of high school students who had sexual intercourse for the first time before age 13 years

	Yes
Lander, Humboldt and Pershing Cos.	7%
Nevada Total	4%

YRBS: Percentage of high school students who had sexual intercourse with four or more persons during their life

	Yes
Lander, Humboldt and Pershing Cos.	15.4%
Nevada Total	9.5%

YRBS: Percentage of high school students who were currently sexually active (Had sexual intercourse with at least one person during the 3 months before the survey)

	Yes
Lander, Humboldt and Pershing Cos.	35.6%
Nevada Total	25.8%

YRBS: Percentage of high school students who used a condom during last sexual intercourse

	Yes
Lander, Humboldt and Pershing Cos.	56.8%
Nevada Total	55.7%

YRBS: Percentage of high school students who drank alcohol or used drugs before last sexual intercourse

	Yes
Lander, Humboldt and Pershing Cos.	19%
Nevada Total	17.3%

YRBS: Percentage of high school students who have ever been pregnant or gotten someone pregnant

	Yes
Lander, Humboldt and Pershing Cos.	1.8%
Nevada Total	2.2%

YRBS: Percentage of high school students who rarely or never wore a seat belt during the 30 days before the survey.

	Yes
Lander, Humboldt and Pershing Cos.	9.1%
Nevada Total	7.1%

YRBS: Percentage of middle school students who rarely or never wore a seat belt during the 30 days before the survey.

	Yes
Lander, Humboldt and Pershing Cos.	7.5%
Nevada Total	5.8%

YRBS: Percentage of high school students who texted or e-mailed while driving a car or other vehicle during the 30 days before the survey.

	Yes
Lander, Humboldt and Pershing Cos.	40.9%
Nevada Total	31.5%

YRBS: Percentage of high school students who rode in a car or other vehicle during the 30 days before the survey driven by someone who had been drinking alcohol

	Yes
Lander, Humboldt and Pershing Cos.	16.3%
Nevada Total	17%

YRBS: Percentage of high school students who drove a car or other vehicle during the 30 days before the survey when they had been drinking alcohol

	Yes
Lander, Humboldt and Pershing Cos.	7.3%
Nevada Total	5.5%

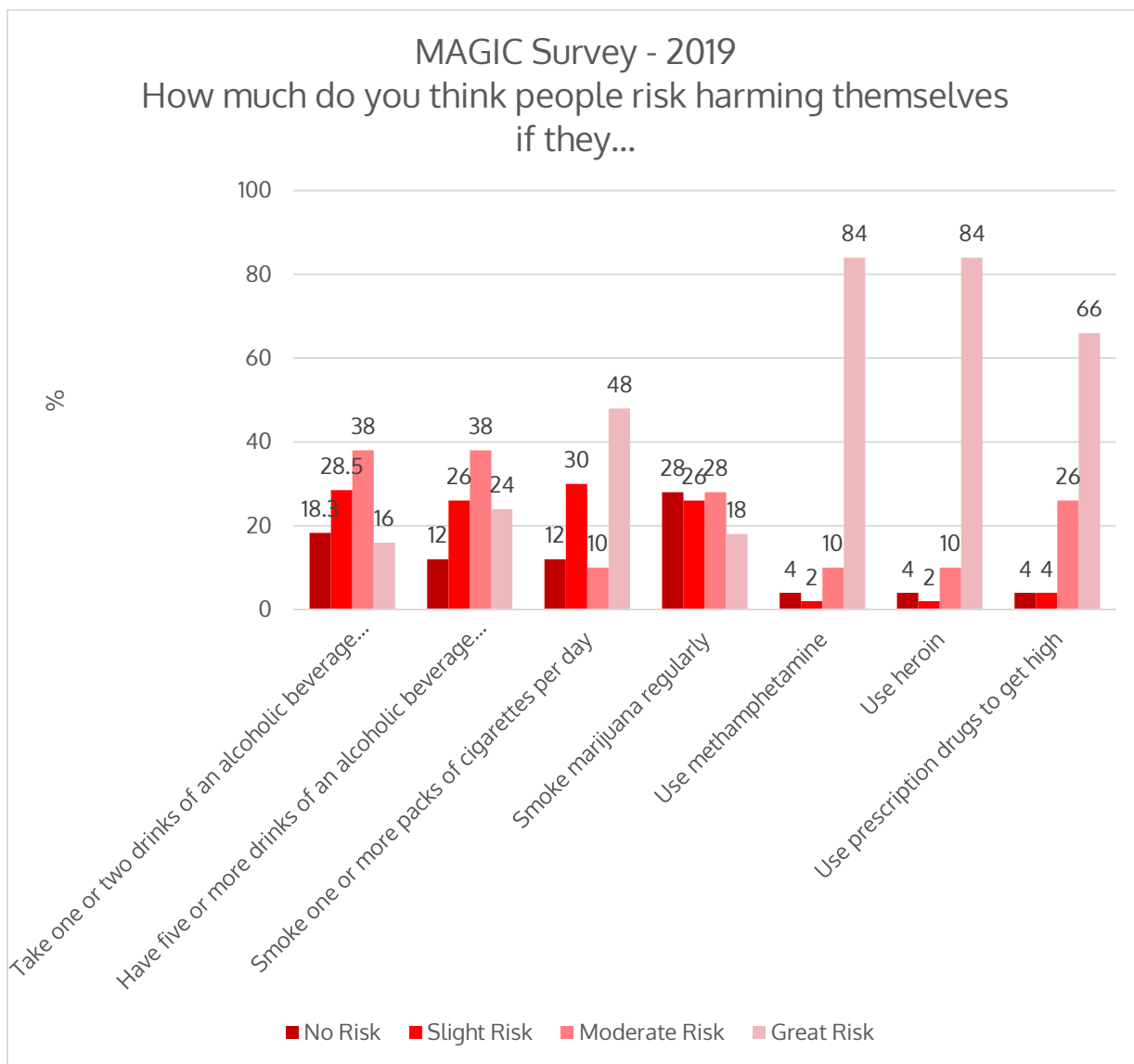
YRBS: Percentage of high school students who drove a car or other vehicle during the 30 days before the survey driven by someone who had been using marijuana

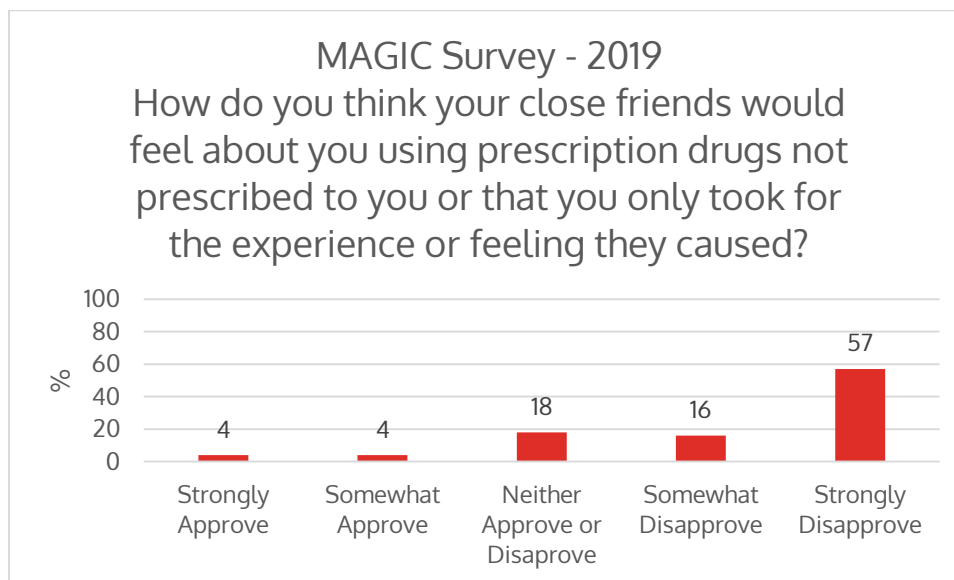
	Yes
Lander, Humboldt and Pershing Cos.	19%
Nevada Total	20.5%

YRBS: Percentage of high school students who drove a car or other vehicle during the 30 days before the survey when they had been using marijuana

	Yes
Lander, Humboldt and Pershing Cos.	11.6%
Nevada Total	12%

Favorable Attitudes Toward Substance Use

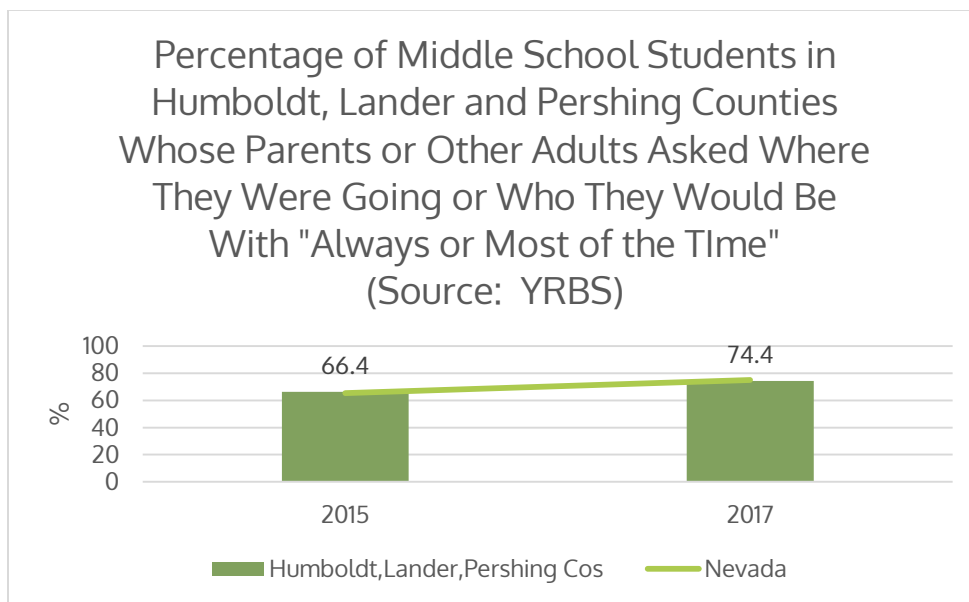
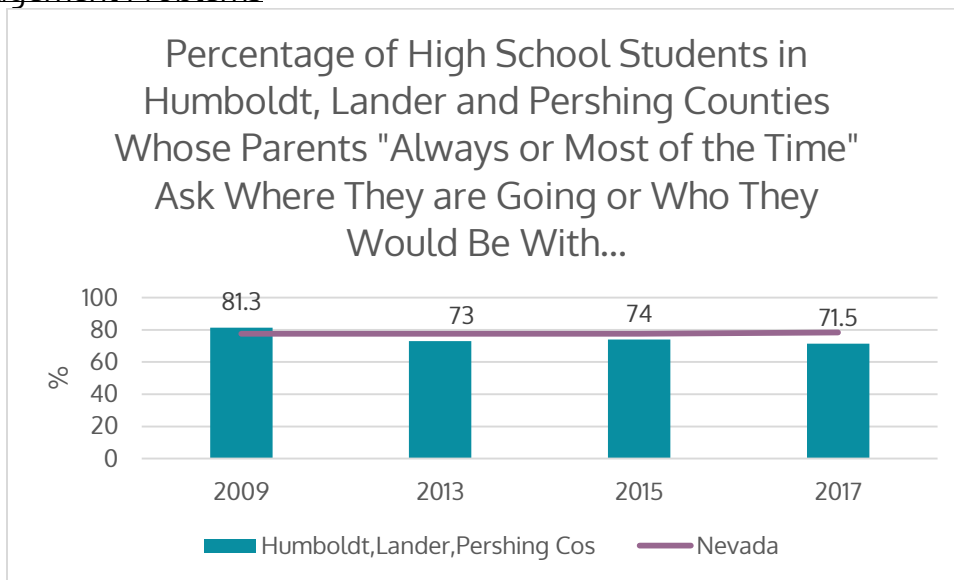




*Domain: Family*

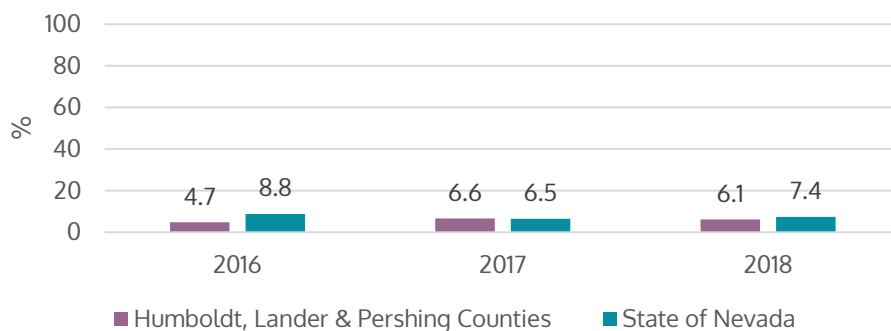
<i>Indicator</i>	<i>Data Source</i>
Family management problems (monitoring, rewards, etc.)	YRBS MAGIC
Family conflict	YRBS DCFS CDC
Favorable parental attitudes	MAGIC
Family history of substance misuse	YRBS

### Family Management Problems

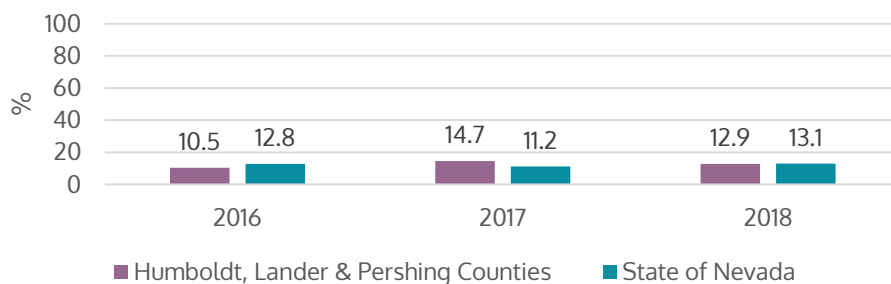


The following indicators related to adult behaviors and experiences are included as they can have implications on family management. It is important to keep in mind that these indicators are for all adults in the service area. Not all of these individuals are parents, and not all of these indicators would necessarily negatively impact family life. These are simply points to consider.

### Adults Who Reported Difficulty Doing Errands Alone Due to Physical, Mental, or Emotional Condition in Past 30 Days (Source: BRFSS)



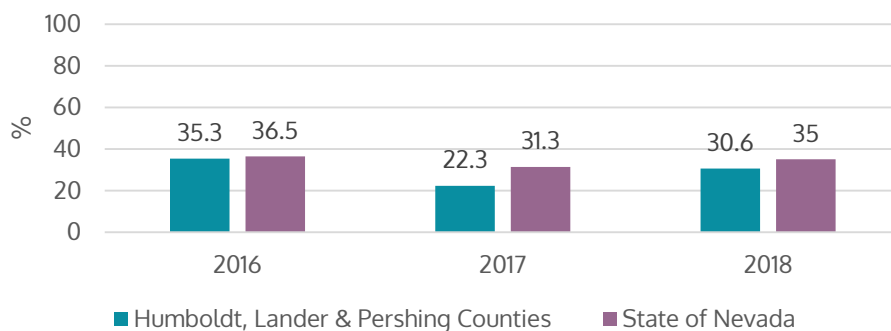
### Adults Who Report Serious Difficulty Concentrating, Remembering, or Making Decisions Due to Physical, Mental, or Emotional Condition in the Past 30 Days (Source: BRFSS)





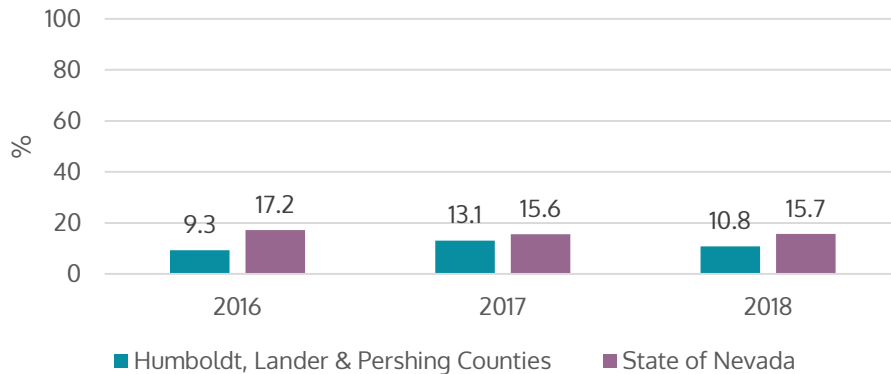
### Adults Who Report Their Mental Health Was "Not Good" Any Number of Days in Past 30 Days

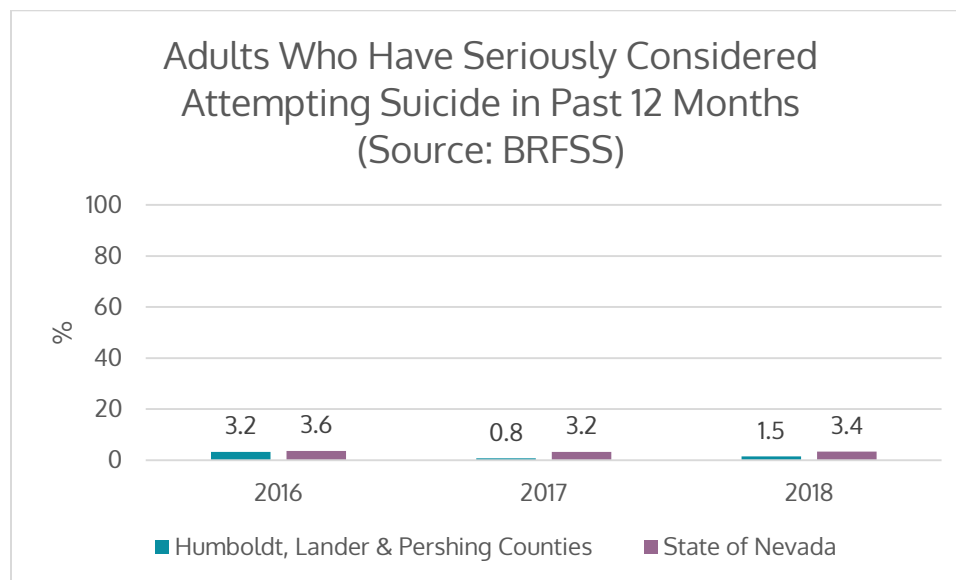
(Source: BRFSS)



### Adults Who Report They Have Ever Been Diagnosed with Depressive Disorder

(Source: BRFSS)





YRBS: Percentage of high school students whose parents or other adults in their family are serving on active duty in the military

	Yes
Lander, Humboldt and Pershing Cos.	3.4%
Nevada Total	4.5%

YRBS: Percentage of middle school students whose parents or other adults in their family are serving on active duty in the military

	Yes
Lander, Humboldt and Pershing Cos.	6.2%
Nevada Total	7.1%

YRBS: Percentage of high school students who ever lived with someone who was depressed, mentally ill, or suicidal.

	Yes
Lander, Humboldt and Pershing Cos.	31.8%
Nevada Total	30.3%

YRBS: Percentage of middle school students who ever lived with someone who was depressed, mentally ill, or suicidal.

	Yes
Lander, Humboldt and Pershing Cos.	19.3%
Nevada Total	19.6%

We are noticing fewer and fewer parents attending events at school, assemblies or back to school nights.

-Focus Group Participant

### Family Conflict

YRBS: Percentage of high school students who have ever been hit, beaten, kicked, or physically hurt in anyway by an adult.

	Yes
Lander, Humboldt and Pershing Cos.	14.1%
Nevada Total	17.7%

YRBS: Percentage of middle school students who have ever been hit, beaten, kicked, or physically hurt in anyway by an adult.

	Yes
Lander, Humboldt and Pershing Cos.	18.2%
Nevada Total	12.8%

YRBS: Percentage of high school students who have ever been sworn at, insulted by, or put down by an adult (Sometimes/Most of the Time/Always).

	Yes
Lander, Humboldt and Pershing Cos.	33.1%
Nevada Total	33.3%

YRBS: Percentage of middle school students who have ever been sworn at, insulted by, or put down by an adult (Sometimes/Most of the Time/Always).

	Yes
Lander, Humboldt and Pershing Cos.	27.2%
Nevada Total	27.2%

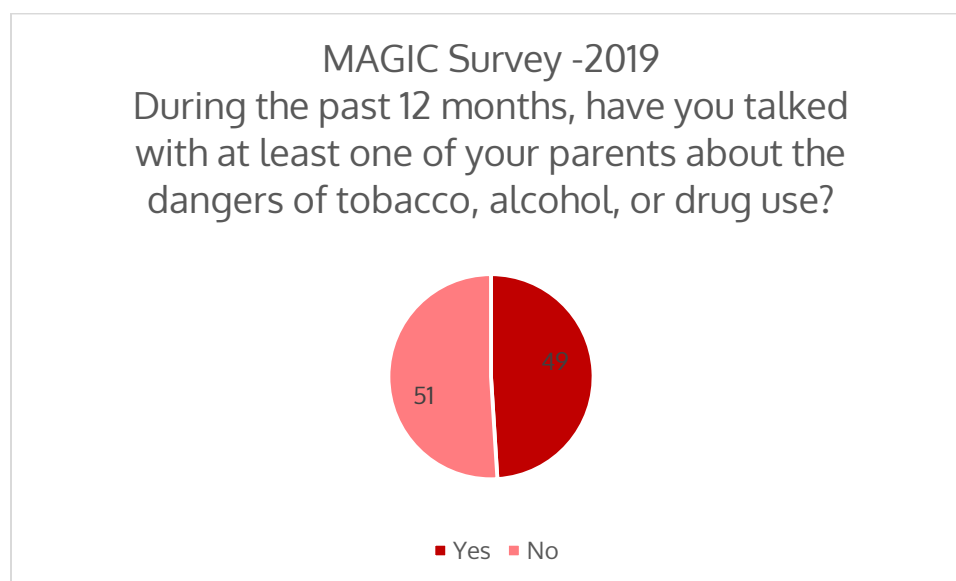
YRBS: Percentage of high school students who have ever seen adults in their home slap, hit, kick, punch, or beat each other

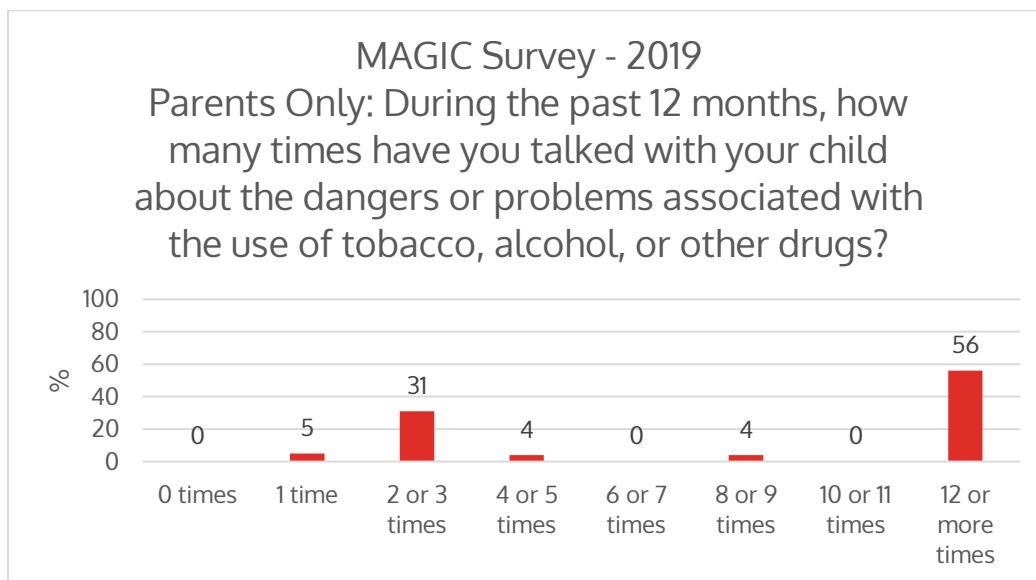
	Yes
Lander, Humboldt and Pershing Cos.	13.4%
Nevada Total	16.8%

YRBS: Percentage of middle school students who have ever seen adults in their home slap, hit, kick, punch, or beat each other

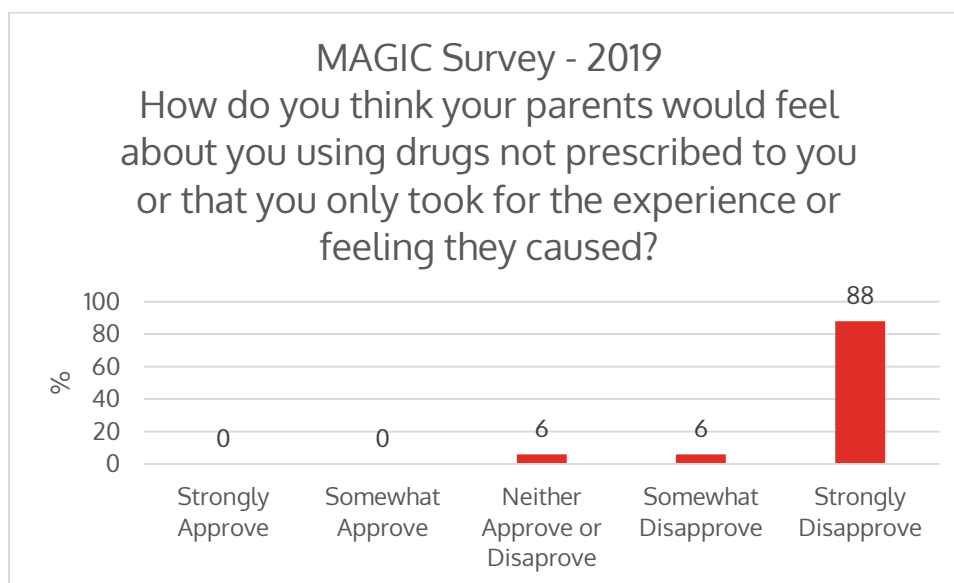
	Yes
Lander, Humboldt and Pershing Cos.	17.3%
Nevada Total	15.1%

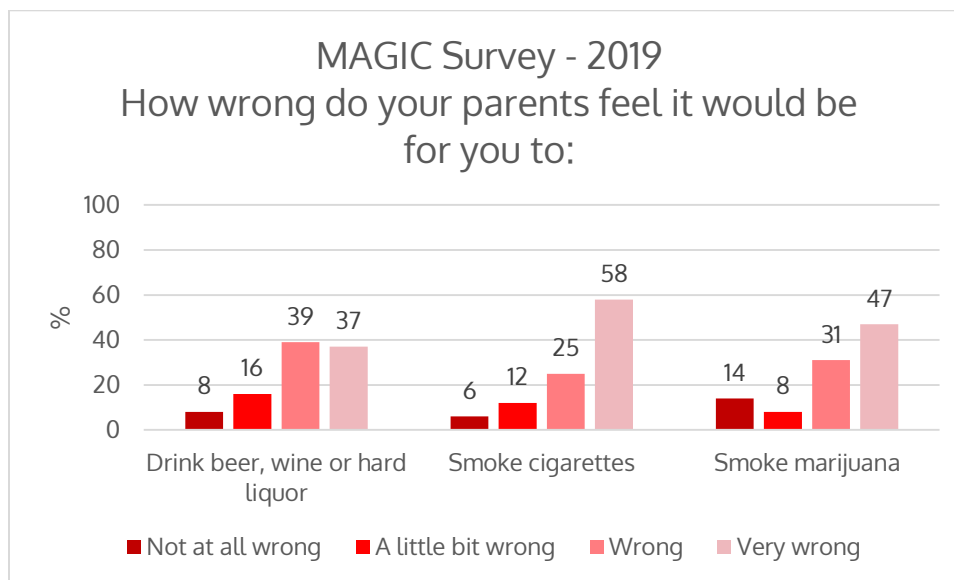
### Favorable Parental Attitudes





When one compares the two graphs above there is an obvious disconnect between what parents of young people involved with the MAGIC program consider “talking with their child about the dangers” of substance use and what their children are actually hearing. Even though they may disagree on how many times these conversations may be happening, the message appears to be getting through, as evidenced by the following graphs:





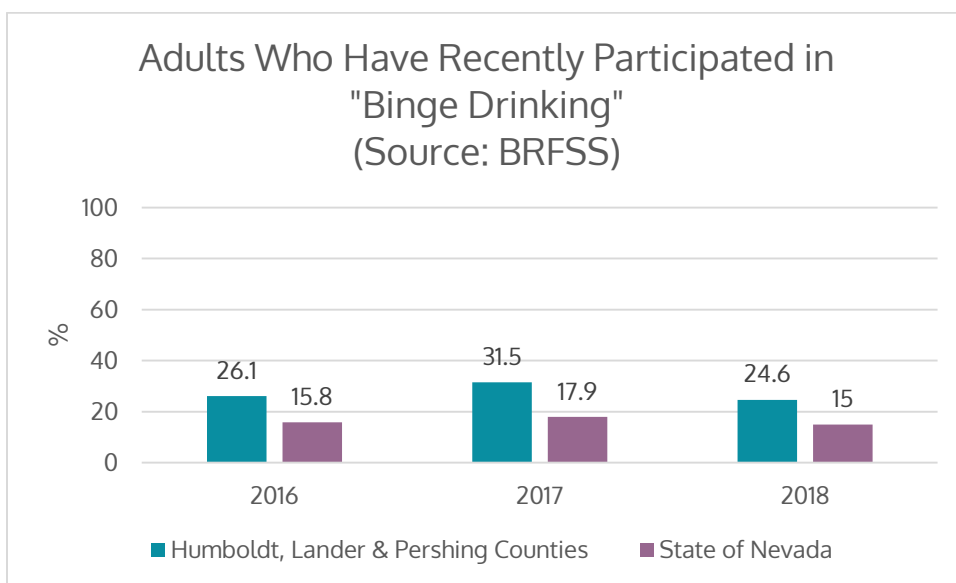
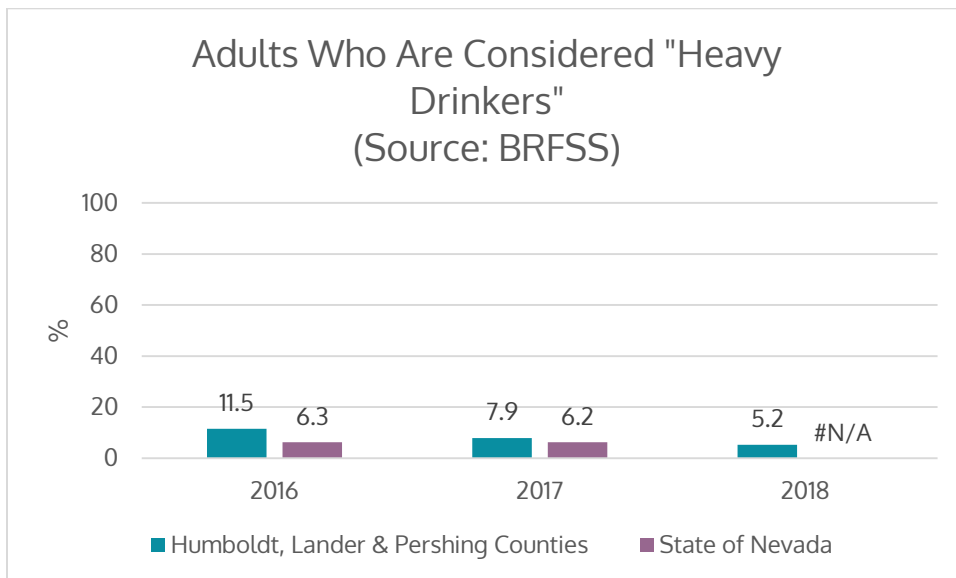
Focus group participants generally believe that parents ignore youth alcohol and marijuana use.

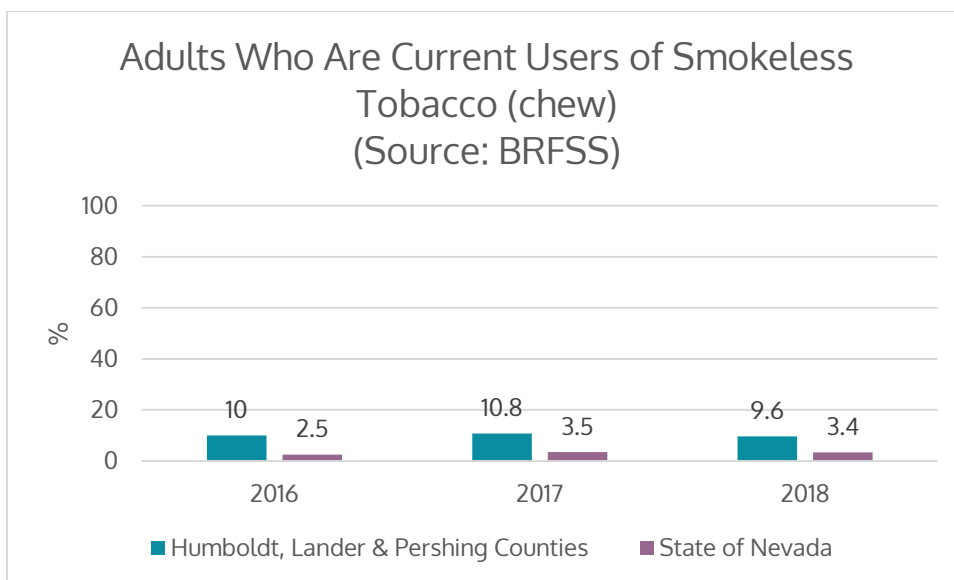
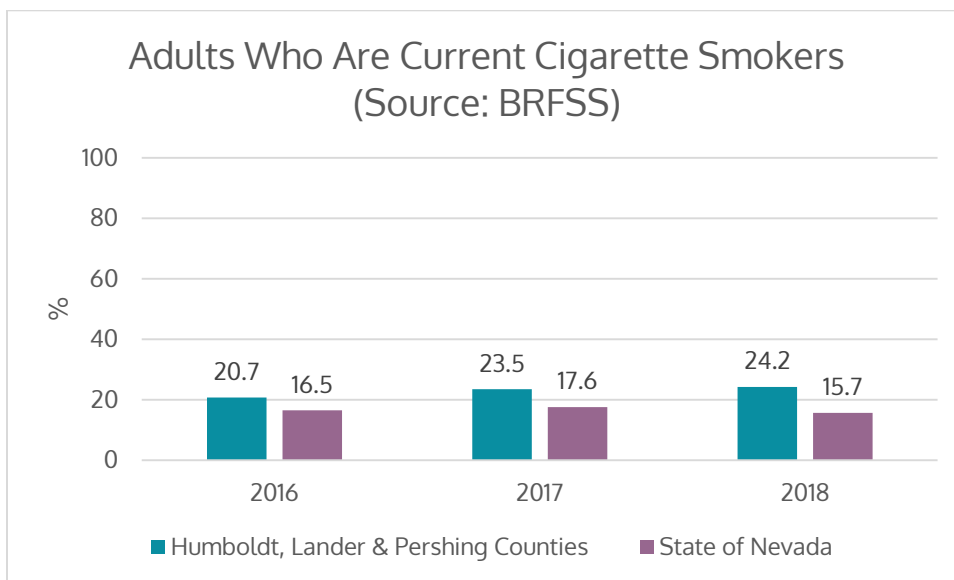
There are still a lot of parents who feel like their child is safe if they are using at home. We have a lack of education about the dangers to the developing child. The dangers aren't all just about car accidents.

-Focus Group Participant

### Family History of Substance Misuse

Again, the following data is for the entire FCC service area. Not all of these respondents will be parents.





YRBS: Percentage of high school students who ever lived with someone who was a problem drinker, alcoholic, or abused street or prescription drugs

	Yes
Lander, Humboldt and Pershing Cos.	37.2%
Nevada Total	32.3%

YRBS: Percentage of middle school students who ever lived with someone who was a problem drinker, alcoholic, or abused street or prescription drugs

	Yes
Lander, Humboldt and Pershing Cos.	25.6%
Nevada Total	21.1%



*Domain: School*

<i>Indicator</i>	<i>Data Source</i>
Academic failure beginning in late elementary school	YRBS
Lack of commitment to school	YRBS

**Educational Attainment**

Nevada continues to be ranked dead last in the United States in terms of "Chance of Success" (*Source: Education Week*).

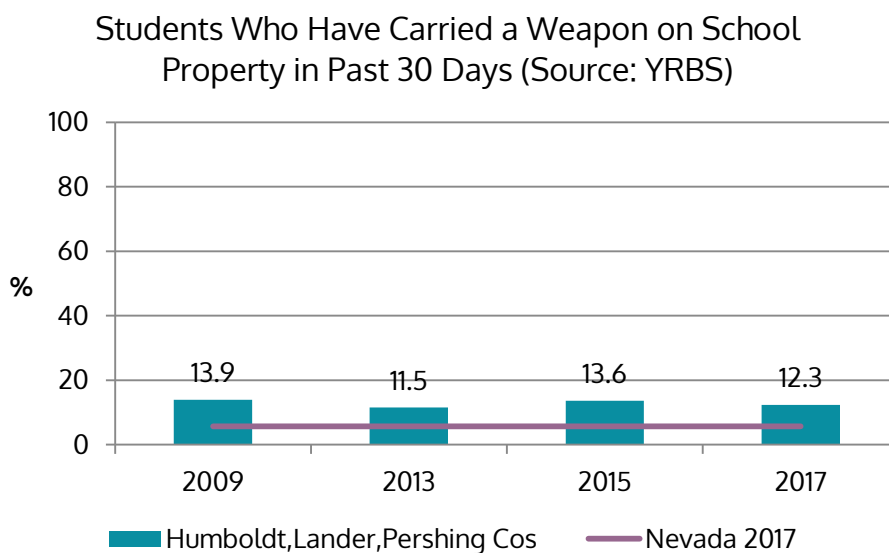
<b>Highest Level of Educational Achievement</b>					
	<b>Less than 9<sup>th</sup> Grade</b>	<b>Less than High School</b>	<b>High School Graduate</b>	<b>Bachelor's Degree</b>	<b>Graduate or Professional Degree</b>
Service Area (Pershing, Humboldt, Lander Counties)	7.9%	9.5%	36.3%	7.9%	6.1%
Nevada	5.9%	8.3%	28.3%	15.6%	8.1%
United States	5.6%	7.8%	28.1%	18.9%	11.7%

*American Community Survey, Educational Attainment, 2013-2017 5-Year Estimates (Population 25 years and older) \*Some sub-sections of education are not included in interest of brevity*

The service area lags behind the State of Nevada and the US as a whole with respect to higher education.

YRBS: Percentage of high school students who attended high school under the influence of alcohol or other illegal drugs during the 12 months before the survey

	<b>Yes</b>
Lander, Humboldt and Pershing Cos.	16.5%
Nevada Total	16.6%



YRBS: Percentage of middle school students who carried a weapon on school property in the 12 months before the survey.

	Yes
Lander, Humboldt and Pershing Cos.	3.9%
Nevada Total	3.2%

YRBS: Percentage of high school students who did not go to school at least one day during the 30 days before taking the survey because they felt unsafe at school or one their way to or from school.

	Yes
Lander, Humboldt and Pershing Cos.	8.7%
Nevada Total	8.7%

YRBS: Percentage of middle school students who did not go to school at least one day during the 30 days before taking the survey because they felt unsafe at school or one their way to or from school.

	Yes
Lander, Humboldt and Pershing Cos.	5%*
Nevada Total	5%

\*This is a reduction from previous years

YRBS: Percentage of middle school students who *ever* felt safe and secure at school.

	Never/Rarely	Sometimes	Most of the Time/Always
Lander, Humboldt and Pershing Cos.	12.7%	23.6%	63.7%
Nevada Total	11%	17.6%	71.4%

YRBS: Percentage of high school students who were in a physical fight on school property one or more times during the 12 months before taking the survey.

	Yes
Lander, Humboldt and Pershing Cos.	8.3%
Nevada Total	5.8%

YRBS: Percentage of middle school students who were *ever* in a physical fight on school property

	Yes
Lander, Humboldt and Pershing Cos.	6.9%*
Nevada Total	7.4%

\*This is a reduction from previous years

YRBS: Percentage of high school students who were threatened or injured with a weapon on school property one or more times during the 12 months before taking the survey.

	Yes
Lander, Humboldt and Pershing Cos.	9.6%
Nevada Total	7.7%

YRBS: Percentage of middle school students who were threatened or injured with a weapon on school property one or more times during the 12 months before taking the survey.

	Yes
Lander, Humboldt and Pershing Cos.	3%
Nevada Total	5%

### Academic Failure Beginning in Late Elementary School

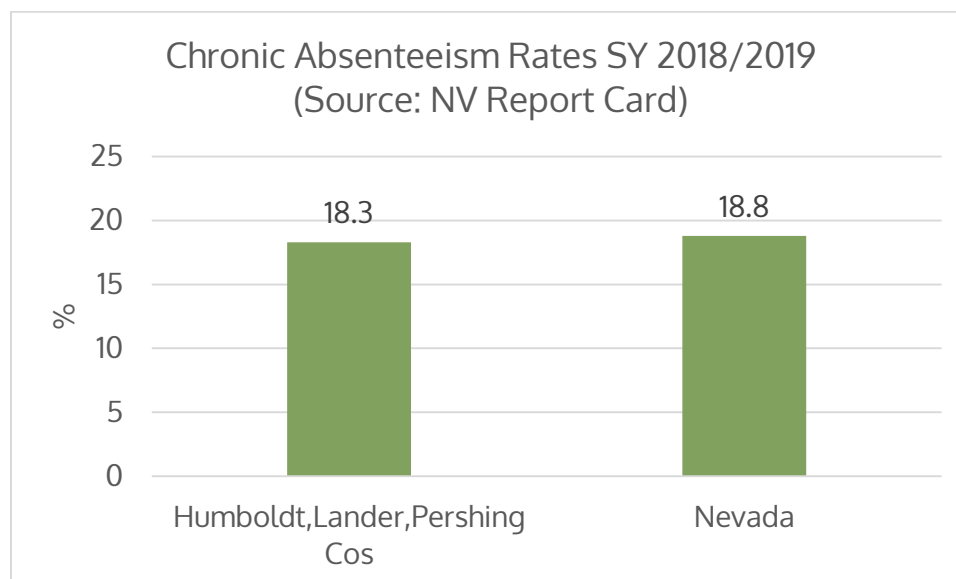
YRBS: Percentage of high school students who made mostly A's or B's in school

	Yes
Lander, Humboldt and Pershing Cos.	63.3%
Nevada Total	73.5%

YRBS: Percentage of middle school students who made mostly A's or B's in school

	Yes
Lander, Humboldt and Pershing Cos.	63.3%
Nevada Total	67.1%

### Lack of Commitment to School



### *Domain: Community*

<i>Indicator</i>	<i>Data Source</i>
Low cost of alcohol	Tax Foundation
High availability of substances	YRBS
Community laws and norms favorable to substance use	
Media portrayal of alcohol use	No data available
Low neighborhood attachment	FCC Community Partner Survey
Community disorganization	
Low socioeconomic status	American Community Survey YRBS
Transitions and mobility	

### Low Cost of Alcohol

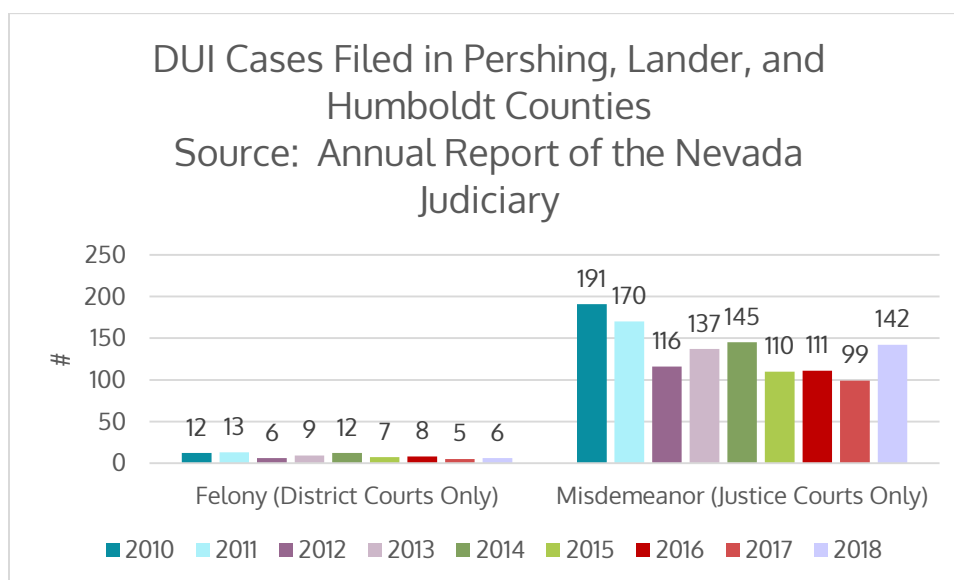
This researcher was not able to locate any local data for this indicator, however the State of Nevada as a whole is the 39<sup>th</sup> (out of the 50 states and DC) *least expensive* state to purchase alcohol (Source: Tax Foundation). In other words, there are only 12 states where alcohol is

more expensive per gallon. The CDC's Prevention Status Report (2013) recommended that the State of Nevada increase taxes on state beer, wine, and distilled spirits to reduce harms associated with over-consumption.

#### Community Laws and Norms Favorable to Substance Use

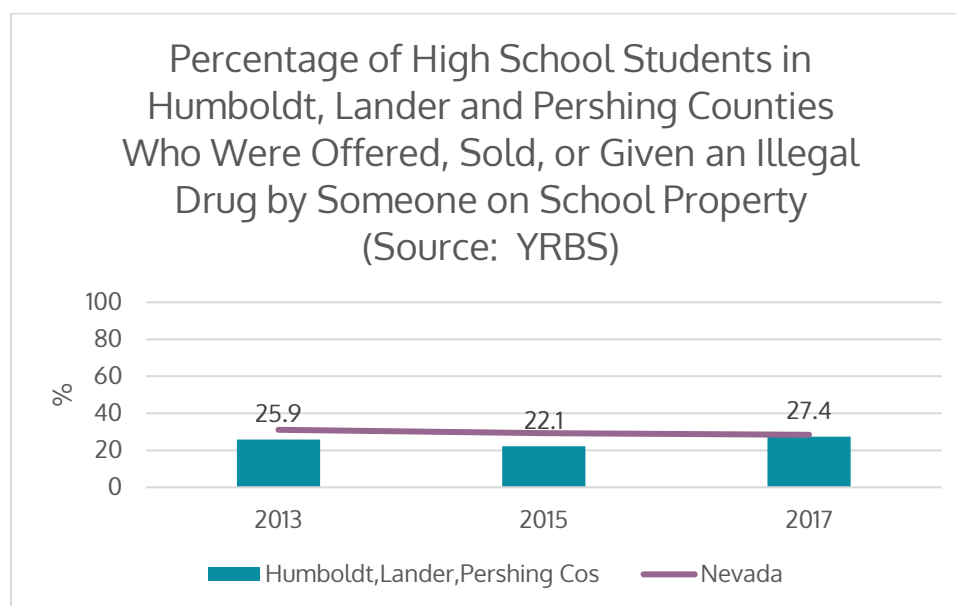
Focus group participants expressed some conflicting ideas about "treatment" vs. "punishment" for individuals using substances.

A brief review of "community events calendars" for each of the counties in the service area shows events where alcohol is typically readily available (rodeos, motorcycle rallies, festivals, car shows, fairs, etc.). There appear to be increasingly more alcohol-free events since 2015.



*Note: This graph represents cases filed; this should not be construed to represent convictions or other legal dispositions. One should also keep in mind that the number of cases filed can be influenced by a myriad of factors, including: policy changes; law enforcement staffing levels; culture of district attorney's office, etc.*

## High Availability of Substances



## Alcohol Access

The CDC's Prevention Status Report (2013) found that Nevada's policies concerning local authority to regulate alcohol outlet density were effective.

YRBS: Percentage of high school students who usually obtained the alcohol they drank by someone giving it to them

	Yes
Lander, Humboldt and Pershing Cos.	39.2%
Nevada Total	42.5%

There's a nudge-nudge, wink-wink attitude towards alcohol--the number one "gateway" drug by community adults, who think it's not a drug.

-FCC Community Partner Survey Respondent

### Tobacco Access

YRBS: Percentage of high school students who usually obtained their own cigarettes by buying them in a store or gas station during the 30 days before the survey (among the students who currently smoked cigarettes and who were aged <18 years)

	Yes
Lander, Humboldt and Pershing Cos.	3.3%*
Nevada Total	15.3%

\*This is a reduction from 8.4% in 2015 and has been declining for the past 3 years of YRBS administration. It is worth noting that FCC spent a lot of time providing materials and education for retail outlets for tobacco and alcohol over the past few years.

YRBS: Percentage of high school students who usually obtained their electronic vapor products by buying them in a store or gas station during the 30 days before the survey

	Yes
Lander, Humboldt and Pershing Cos.	0%
Nevada Total	9.7%

### Marijuana Access

The use of recreational marijuana was legalized in the State of Nevada in 2017. To date the only dispensary in FCC's service area is located in Lovelock (Pershing County). Community members had expressed concerns that legalization would result in increased use among young people. It is too soon to determine if that fear was justified as the most recent YRBS data available is from the same year as legalization (2017).

### Prescription and Other Drug Access

YRBS: Percentage of high school students who usually used marijuana by different methods during the past 30 days before the survey

	Smoked it in a joint, bong, pipe or blunt	Ate it in food such as brownies, cases, cookies or candy	Vaporized it	Some other way
Lander, Humboldt and Pershing Cos.	89.5%	5.8%	1.2%	3.5%
Nevada Total	83.9%	10.7%	2.1%	3.2%

### Media Portrayal of Alcohol Use

There are very few media outlets in the service area. This researcher could find no measure of how often young people in the community are seeing media portrayal of alcohol use. We do know, however, that young people in the service area appear to have less exposure than young people in the State of Nevada as a whole.

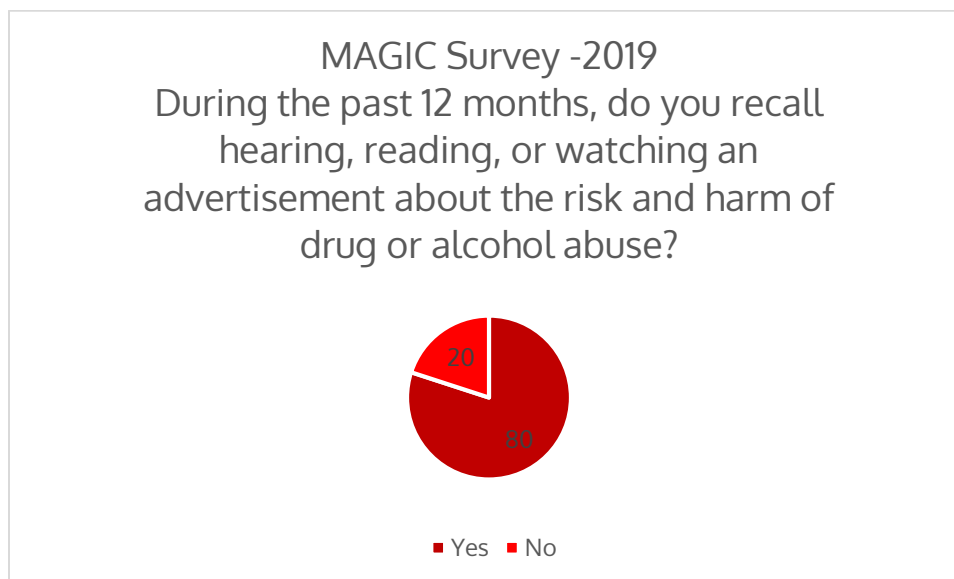
YRBS: Percentage of high school students who played video or computer games, watched TV, or used a computer for 3 or more hours/day

	Yes
Lander, Humboldt and Pershing Cos.	43.8%
Nevada Total	54.9%

YRBS: Percentage of high school students who played video or computer games, watched TV, or used a computer for 3 or more hours/day

	Yes
Lander, Humboldt and Pershing Cos.	38.6%
Nevada Total	53.9%

We also know the reach of advertisements about the risk and harm of drug or alcohol abuse:



### Low Neighborhood Attachment

Focus group participants were asked to participate in a Poll Anywhere exercise. One of the questions was, "how well do you know your neighbors?" Response options were, "well, moderately well, not well at all." One-third of respondents fell into each category. Resulting



conversations revealed that residents in the service area do not have many opportunities to meet one another. They especially struggle with people whose jobs require shift work.

Low Socioeconomic Status

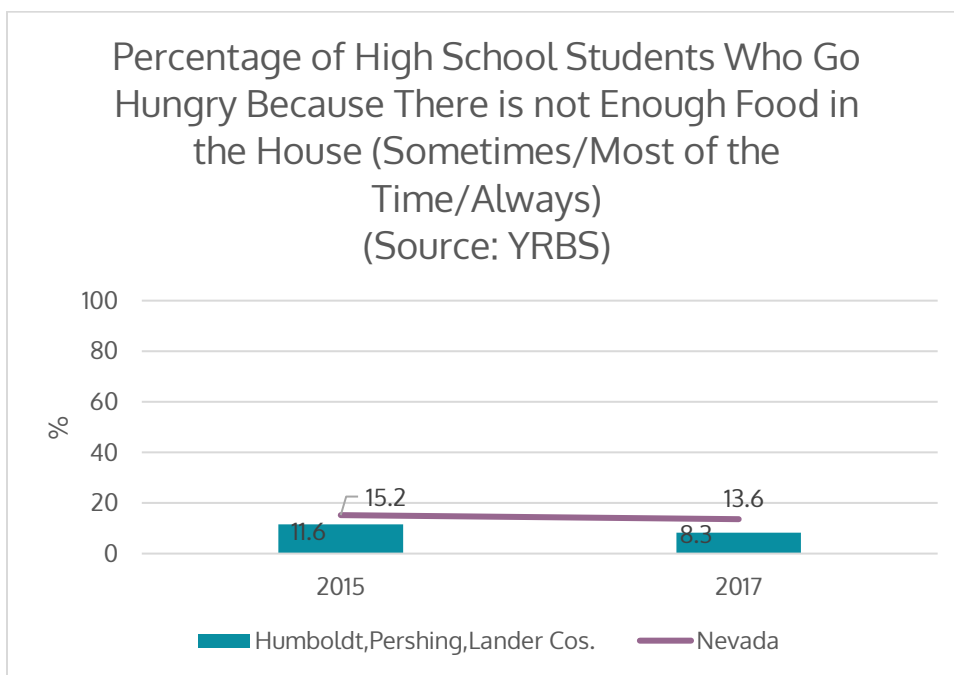
9.9% of total population in the service area and 10.3% of population in State of Nevada are living below poverty level (Source: American Community Survey)

YRBS: Percentage of high school students who qualify for or get free and reduced lunch at school

	Yes
Lander, Humboldt and Pershing Cos.	24.4%
Nevada Total	42.3%

YRBS: Percentage of middle school students who qualify for or get free and reduced lunch at school

	Yes
Lander, Humboldt and Pershing Cos.	28.2%
Nevada Total	42.9%



Even though the service area has somewhat lower poverty rates than the rest of the State of Nevada as a whole, there are very few supports for people who are living in poverty. For example, there are very few healthcare providers who accept Medicaid or Medicare, there is

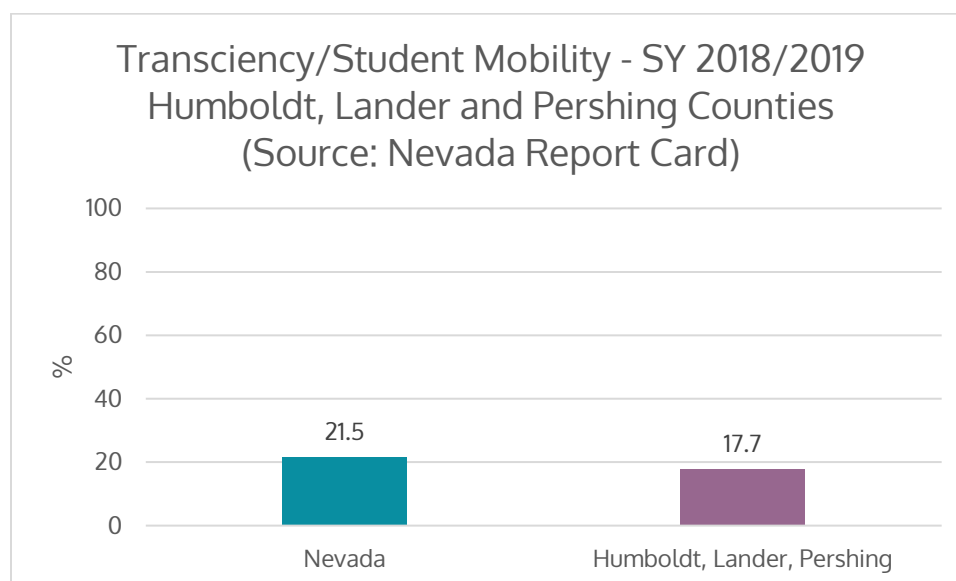
limited low-income housing or homeless shelters, etc. In short, living in poverty in the service area is a different experience than living in poverty in a more urban environment.

### Transitions and Mobility

As discussed in the “Community History” section above, FCC’s service area is highly dependent on natural resource-based industries. While the owners of ranches and farms are typically permanent residents and are obviously place bound, they do tend to hire seasonal workers. There is a Migrant Seasonal Head Start in Humboldt County.

Over the past few years, mining communities have noted fewer families moving to the area for work. Instead, many families are choosing to send just one member, typically the father, to work while the rest of the family stays at “home” in neighboring towns or even states. It is common to meet miners who travel back and forth from Idaho, Utah, or California for work.

The combined transiency and mobility rate for K-12 students in the area is relatively low:



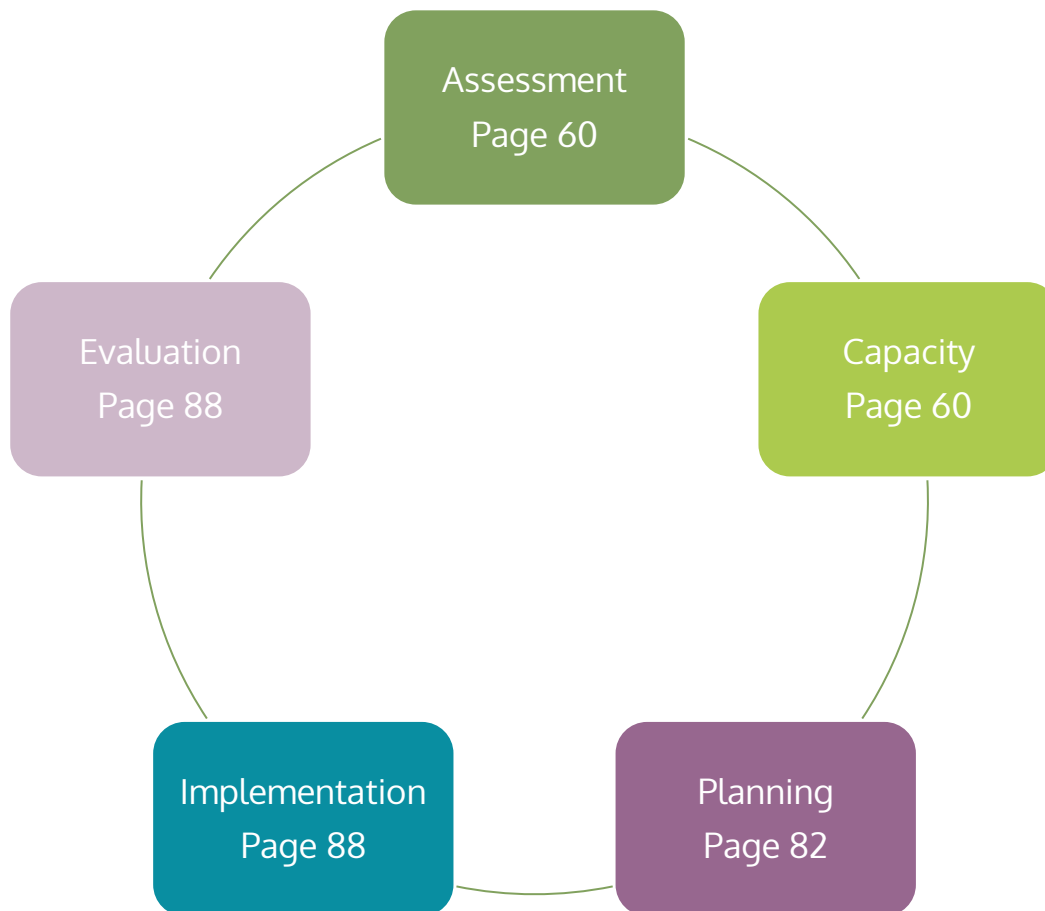
## CAPACITY AND RESOURCE ASSESSMENT

The following section is intended to assess the ability of FCC and the communities they serve to impact the needs identified in the previous section.

## STRATEGIC PREVENTION FRAMEWORK

Frontier Community Coalition utilizes the Strategic Prevention Framework to plan and deliver services. This framework, which was developed by the Substance Abuse & Mental Health Services Administration Center for Substance Abuse Prevention, was designed to

help community coalitions guide their activities to maximize their impact on substance abuse.



A recent example involving a “vaping education and prevention program” will explain how this process works for FCC. Both quantitative and qualitative data indicates that a high percentage young people in the service area are using vaping products (*Assessment*). FCC shared this information with members during routine monthly meetings. Several schools submitted applications to install “vape detectors” in school bathrooms. Their applications were successful and FCC subsequently provided support for purchasing required materials and receiving training (*Capacity*). FCC also worked to make sure the vape detectors were installed in the schools with the highest need. Unfortunately, the vape detectors are not yet considered to be an “evidence-based program.” Because of this, FCC worked with the schools to ensure that they implement proven education and prevention elements along with the detectors (*Planning*). FCC and the schools maintained routine communication both informally and through quarterly reports as the vape detectors were ordered, installed, and

implemented. FCC continues to provide support as the entities work through any obstacles (*Implementation*). FCC has contracted with an external evaluator to work with each school as they evaluate the effectiveness of the vaping detectors (*Evaluation*).

### *STEP ONE: ASSESSMENT*

The first step of a CCPP is completing a “community needs assessment”. In other words, what challenges are people facing? What are emerging trends that might impact substance use? The necessary information needed to foster a healthy community comes from families, school personnel, community leaders, and law enforcement. It is obtained through focus groups, surveys, interviews, and archival data sources. Those findings are identified in the previous section of this report beginning on page 11.

### *STEP TWO: CAPACITY*

The next step in completing a CCPP is to assess the capacity of both FCC and the communities they serve to address the needs identified in Step One: Assessment.

#### *Frontier Community Coalition Capacity*

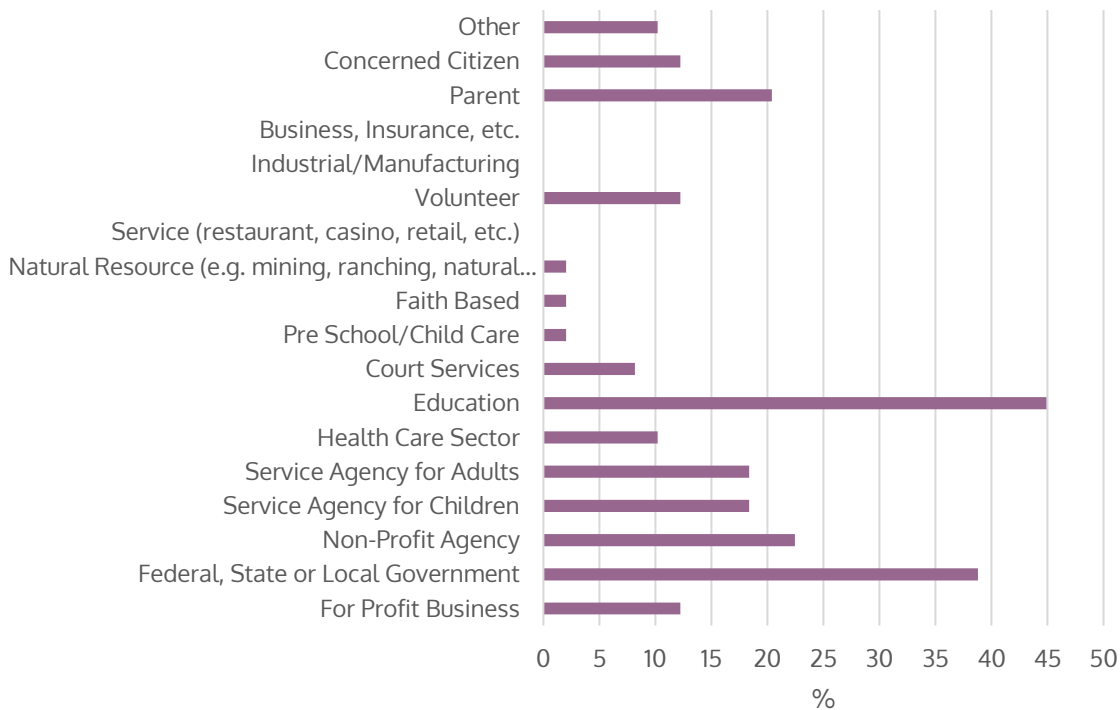
There are three basic components to coalition capacity: membership; structure; and, leadership (*Source: CADCA*).

**Membership:** FCC believes parents, teachers, grandparents, neighbors, youth, health providers, law enforcement, civic leaders, elected officials and business owners are all potential prevention providers and are capable of learning about prevention and integrating it into their relationships with young people.

FCC has built an extensive network of partners (approx. 225 individuals) throughout the service area representing multiple sectors of the community. FCC follows Drug-Free Communities 12-community sector guidelines:

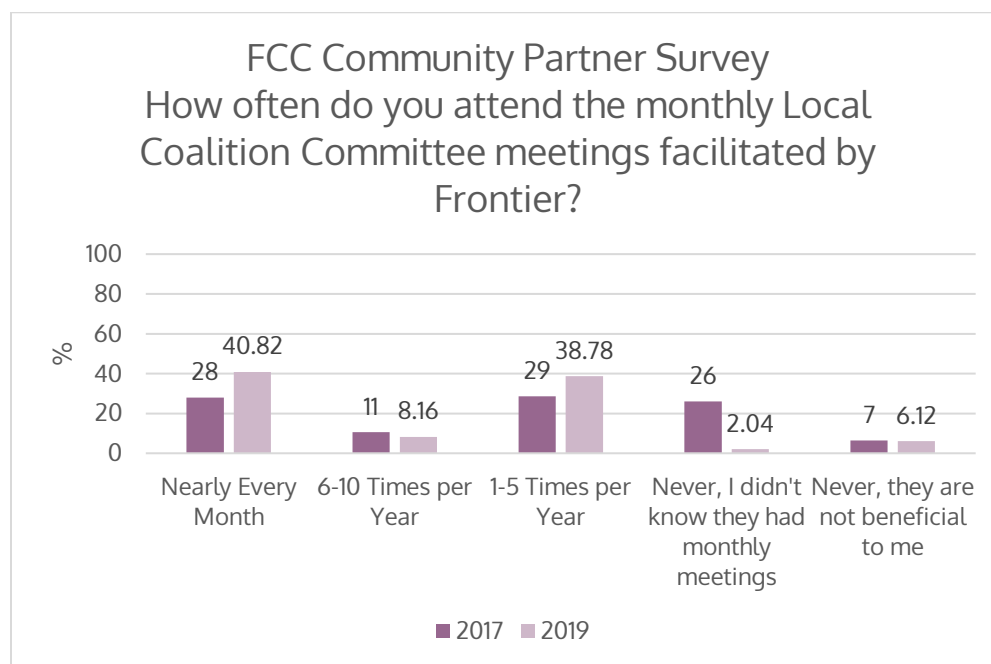


Which categories apply to you? (choose all that apply)  
 (Source: FCC Community Partner Survey)



FCC has a relatively large number of members given the overall population size. Members represent a wide variety of community sectors. FCC may wish to increase representation from the service industry and business and mining sectors to further diversify its membership.

Partners answering the FCC Community Partner Survey rated their understanding of FCC's mission and goals at a 6 on a scale from 0-10. There has been no change on this since 2017.



One partner responded that there is a "fair amount of redundancy in the circuit of meetings I attend." Two other partners responded that the timing of the meetings conflicts with their work schedules.

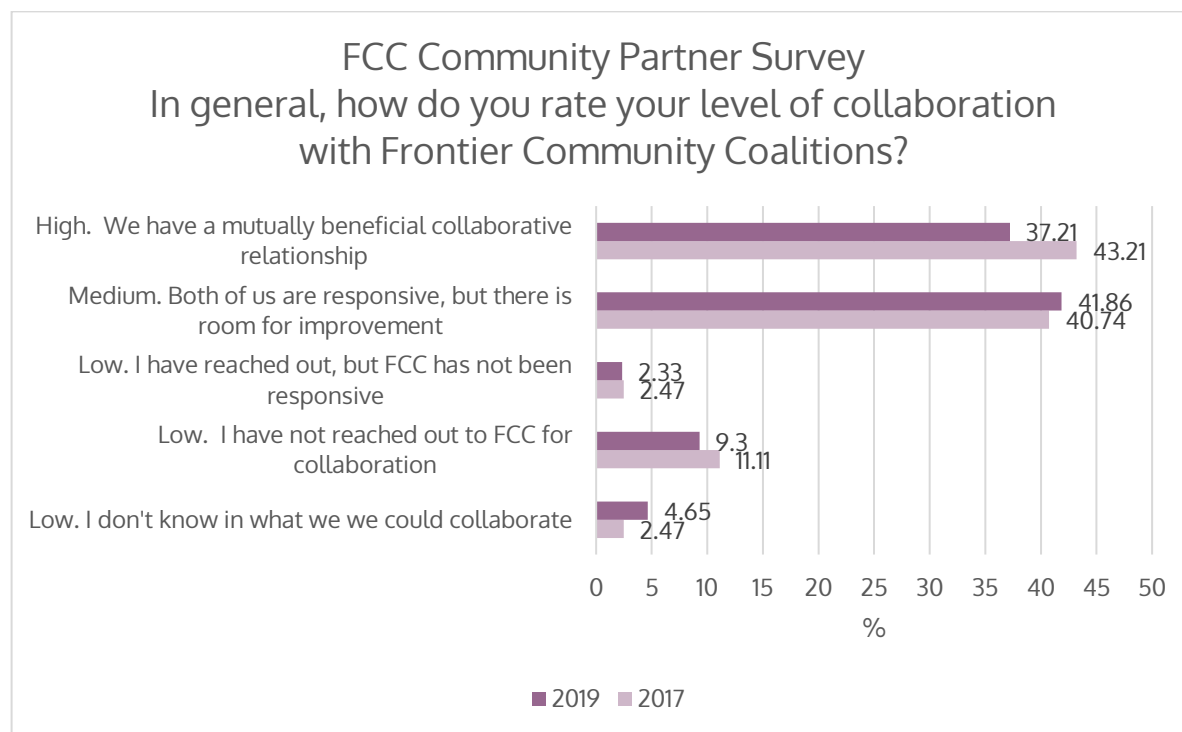
Respondents to the FCC Community Partner were asked to rate the "helpfulness" of the FCC monthly coalition meetings from 0 to 100. The average was 67% (as compared to 68% in 2017).

Respondents were asked what FCC could do to improve the meetings. The most common responses centered on more clearly defining and explaining FCC’s goals and then identifying what the community can do to support FCC’s goals. The following quote best describes this sentiment:

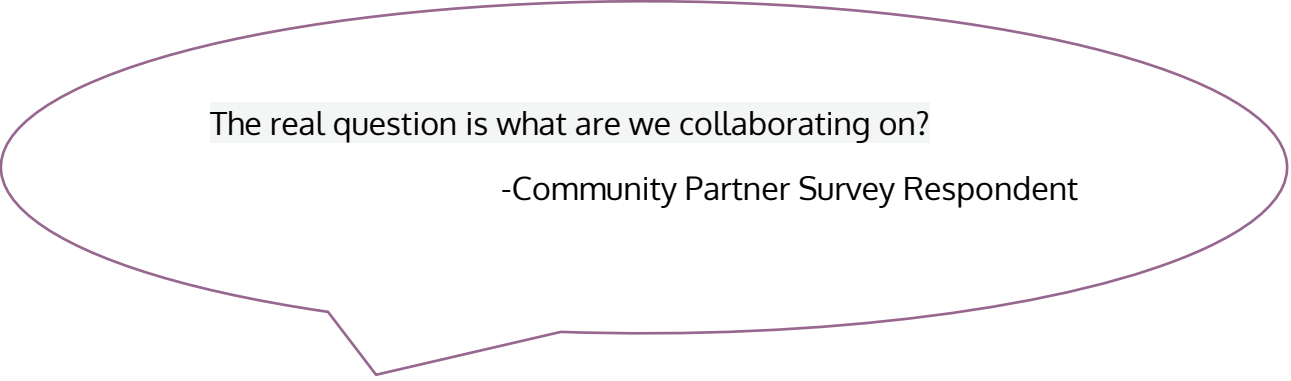
The information seems general in nature. Maybe the coalition could have meetings that target a specific area that needs community assistance. Develop plans of actions and dates to complete milestones.

-Community Partner Survey Respondent

This is consistent with findings in 2017.

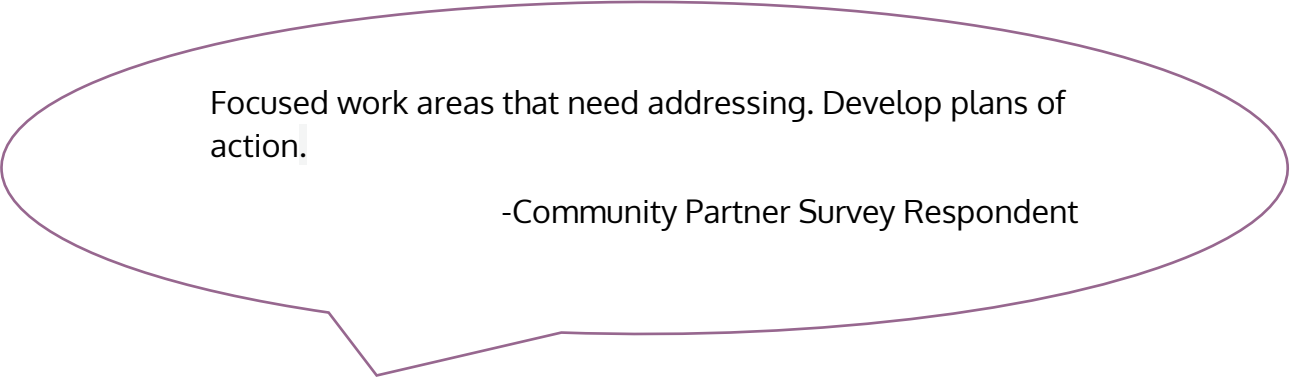


Respondents were asked what could be done to improve collaboration. Again, the most common responses centered around developing a better understanding of FCC’s goals and how the community can support, as follows:



The real question is what are we collaborating on?

-Community Partner Survey Respondent



Focused work areas that need addressing. Develop plans of action.

-Community Partner Survey Respondent

Members, community partners and any interested individuals are invited to attend monthly coalition meetings to learn more about prevention, learn about changing resources, network with likeminded community members, etc. One meeting is held in each county (Humboldt, Lander, and Pershing) each month. In FY18/19, 225 unduplicated individuals attended coalition meetings.

FCC refrains from implementing activities without the collaboration of at least one partner agency. Examples of some of community collaborated events in the past include:

- Pershing County Heart Health Day – Pershing County Safety Committee
- Rachel’s Challenge – Battle Mountain High School
- Arrive Alive Tour in Winnemucca and McDermitt – UNITE International
- Humboldt County Health Fair – Winnemucca Lions Club
- Lowry High School Academic Assembly – Lowry High School
- Grad Night Parties at three high schools in service area
- State DARE Conference – Humboldt County Sheriff’s Office
- Free Family Swim – Pershing County Swimming Pool
- Family Night – Grass Valley Advisory Board

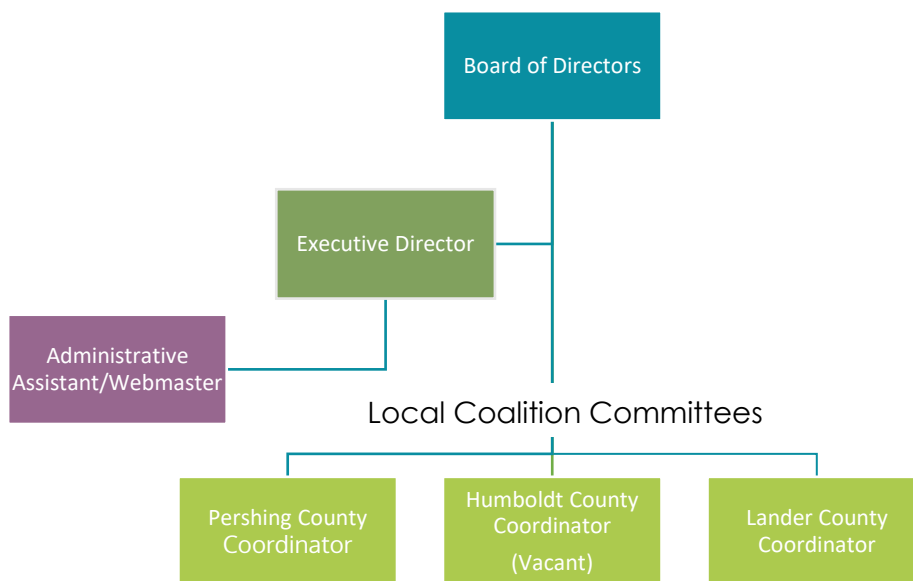


- Tribute to Mining – Lander County 4-H
- Battle Born Music Festival – Battle Mountain Tourism Board
- Soup & Salad Night – Pershing County Domestic Violence Intervention
- Healthy Living Class – Pershing County High School
- Fun Run, Walk in Battle Mountain and Lovelock –Lander County Domestic Violence Intervention & PCAA
- Beer Garden (underage drinking deterrent strategies) – Pershing County Chamber of Commerce
- Denio Elementary School Day of Discovery.
- Yellow Dress in Lander and Pershing
- Several School speakers

In addition to these partnership activities, FCC provides training and technical assistance to members. Trainings can be provided based on a specific request or concern of a member or as opportunities become known to the Executive Director. More detailed information about trainings appears on page 67.

**Structure of FCC:**

Board of Directors and Staff:



The FCC board is comprised of representatives from multiple agencies and sectors in the service area who advise and coordinate prevention efforts.

Bonnie Skoglie, Chair..... Business Owner, Pershing County  
Sandy Curutchet, Secretary/Treasurer .....Former Teacher, Humboldt County  
Jane Ripley, Member ..... Former Juvenile Probation, Humboldt County  
James Rowe, Member ..... Former School Principa, Pershing County  
Cindy Clark, Member ..... Retired School Counselor, Lander County  
Amy Nelson, Member .....School District, Humboldt County  
Michelle Cason, Member ..... Faith Based, Lander County  
Kathie Brinkerhoff, Member ..... Librarian, Pershing County

- All board of directors serve as volunteers
- Meet quarterly and respond via e-mail for urgent decision-making
- Responsible for determining and following policies and fiscal oversight

Paid Positions:

Executive Director

- Full-time salary position
- Responsible for general oversight of coalition employees and activities
- Attends city council and county commission meetings
- Serves as a leader on multiple local, state, and regional committees and boards of directors

Community Coordinators (1 in each county. Humboldt County currently vacant)

- Full-time hourly position (Lander County Coordinator has elected to be 60% of full time)
- Funded through Nevada Substance Abuse Prevention and Treatment Agency
- Actively participate in developing and sustaining a unified and effective team
- Develop and maintain open lines of communication and an environment that supports successful Coalition
- Community Outreach (including but not limited to scheduling and facilitating local coalition meetings, conduct data collection, develop and maintain relationships with community partners, etc)

Administrative Assistant

- Full-time hourly position
- Routine clerical duties (visitors, emails, mail and correspondence, billing, telephone calls, mailings, proofreading, etc.)
- Maintain list of coalition members, travel to Lander, Humboldt and Pershing, aid in data collection

## Volunteers

Volunteers must undergo background checks and then receive training for the following activities:

- Prevention activities in schools
- Create and distribute community awareness packets
- Aid in coordination of public awareness events and trainings

FCC occasionally utilizes AmeriCorps volunteers

## Outreach Specialist

The current Outreach Specialist is working specifically with Native American tribes.

- Create and distribute community awareness packets
- Aid in writing and distribution of newsletter
- Aid in coordination of public awareness events and trainings

## Mental Health Worker

Qualified mental health professional (as defined by Nevada statutes) with at least 2 year's experience working with children and youth and their families. Works under direction of FCC and School Districts to implement Project AWARE.

Bookkeeping, external evaluation, and other necessary services are provided by contract employees.

Staff and Volunteer Training: FCC provides general substance abuse prevention training for sub-recipients. Full-time employees of subrecipients must attend 40 hours per fiscal year; part-time employees must attend 20 hours per fiscal year.

Specifically, staff, volunteers, and community partners are invited to attend Community Anti-Drug Coalitions of America (CADCA) training twice per year. Prescription Drug training occurs annually. Staff and volunteers take part in Substance Abuse Prevention Skills Training annually. Pacific Southwest Prevention Technology Transfer Center Network and the Center for the Application of Substance Abuse Technologies (CASAT) offer online workshops (ethics, prevention, etc.). Staff and volunteers access these trainings as needs arise in the community. Some of the recent trainings funded in whole or in party by FCC are identified below:

<i>Type of Training</i>	<i># of People Attending</i>	<i>Date(s)</i>
Signs of Suicide	1,183 youth (middle and high school)	2016-2018
Mental Health First Aid	709	2016-2018
Applied Suicide Intervention Skills Training (ASIST)	10 (all people working with youth)	2018-2019
NV APBS	222	December 2019
Second Step (MTSS/PBIS)	42	SY 2019/2020

Attracting Skilled Staff: The Executive Director struggles to compete against government entities and the mining industry for qualified employees. Despite this competition, the Executive Director holds out for employees who meet the following qualifications: 1) comfortable and capable of working with youth; 2) familiarity and experience with grant funding; and, 3) capacity for partnership building.

**Leadership:** FCC truly strives to meet the needs of each of the communities they serve. Coalition meetings are held in each community rather than where FCC's central offices are located (Lovelock, Pershing County). Paid, local staff (Community Coordinators) are in charge of setting agendas and inviting attendees. Each community has a seat on the Board of Directors. FCC continually seeks input from community members about concerns, suggestions, potential partnerships, etc. The local committees select their own priorities. This researcher has attended several coalition meetings in each of the three counties and each has very distinct priorities and tone.

Youth are invited to attend coalition meetings and are typically accompanied by their teachers or guidance counselors. Youth are welcomed, their opinions are sought after and respected, and they are thanked for their participation. FCC may wish to seek out youth who wish to serve on the Board of Directors.

Meetings follow Robert's Rules of Order. The meetings start and end on time. FCC staff maintain focus on agenda items and offer suggestions for future, between-meeting opportunities to discuss off topic issues that might arise. Minutes of each meeting are read and, if necessary, corrected at the next meeting. Members and partner agencies are invited to be presenters and are invited to make suggestions for future meetings.

In addition to providing infrastructure and training opportunities for any interested community member, FCC provides funding to several sub-recipients throughout the service area for direct provision of services. The following table identifies currently funded entities and programs:

Sub Recipient	Program(s)
11 <sup>th</sup> Judicial Court (Serving Lander, Pershing and Mineral Counties)	BOTVIN Life Skills Training
	Functional Family Therapy
	Project Magic
	Wise
Humboldt County School District	Second Step
Lander County School District	Vaping Education and Prevention Program
Pershing County School District	Wholeness Coordinator
	BOTVIN Life Skills Training
	Vaping Education and Prevention Program

### Community Perceptions of FCC:

- Community members understand that FCC manages grant funding and acts as a fiscal agent for other community agencies
- Community members value the networking and partnership opportunities afforded by FCC. Partners are defensive of any implication that FCC can improve its services
- Community members believe FCC is proactive and responsive to needs (e.g. bringing in trainings or guest speakers, supporting alternative activities for youth, etc.)
- Community members displayed an understanding that FCC chooses to fund and participate in evidence-based programs
- FCC is not seen as a source of expertise specifically for substance abuse prevention; rather they are viewed as experts in community collaboration and knowledge of available resources. They routinely field requests for help from people in need of referrals for substance abuse treatment or suicide prevention. Parents are comfortable seeking assistance if they have concerns about their child's involvement with drugs or alcohol
- Community members do not clearly understand the relationship between FCC and the sub-recipients they fund

### Fiscal Structure

Frontier Community Coalition currently receives funding from various local, State and Federal grants. Rather than asking for routine, ongoing donations, FCC has recently begun to ask for donations for specific activities. For example, a large group of students and community members recently attended a conference in Washington, DC. Community members, tribal entities, and, businesses were extremely generous in donating toward

airline tickets. FCC has found that targeted requests are much more effective. FCC typically hosts two yearly fundraisers per year (a dinner and the Louis Peraldo Golf Tournament). FCC remains highly reliant on grant funding.

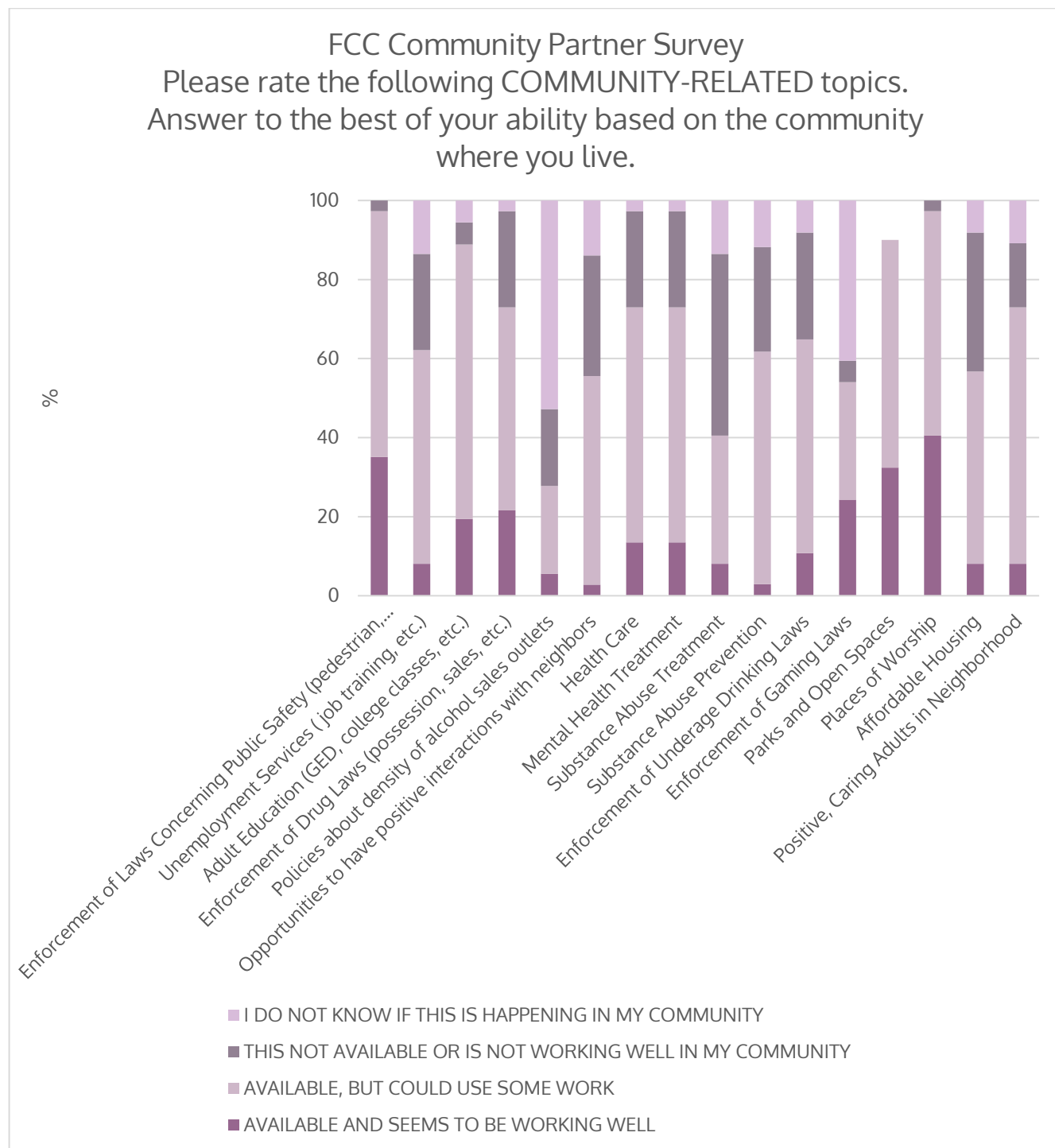
Each local community coalition operates on its own budget, but the budgets are the same between each of the three.

Facilities and equipment necessary for building on the existing prevention infrastructure are in place. FCC pays rent to the City for the office in Lovelock. Office space is donated in Lander and Humboldt Counties. FCC has at its disposal the use of the facilities, equipment and technology various public buildings and private collaborative businesses for coalition meetings and events.

FCC continues to seek and apply for grants that are applicable to its mission.

Community Capacity

Community Conditions



The most frequently identified conditions that are, "not available or are not working well" included:

1. Substance abuse treatment;
2. Affordable housing; and,
3. Mental health treatment.

Those most frequently identified conditions that are, "available, but could use some work" included:

1. Adult education (GED, college classes, etc.);
2. Parks and open spaces; and,
3. Positive, caring adults in neighborhood.

Respondents to the FCC Community Partner Survey were asked specifically who they would call if they had a question about mental health. Responses included a wide range of representatives from school districts, non-profit agencies, private providers, and state-funded agencies.

Case workers attending focus groups mentioned that it is still difficult to know what mental health services are available. They consider their jobs, "learn as you go," because they never know which resources are available, what insurances are accepted, etc.

Most agencies in the community utilize telehealth for mental health treatment, including tribal systems, Veterans Assistance, Family Support Center, jails, hospitals, and Rural Clinics. There are no psychiatrists or psychologists available. Wait times in Reno are typically 2-3 months.

Participants in focus groups cited the lack of supervisors for mental health interns as a barrier to increasing services.

Participants in focus groups believe that stigma related to seeking mental health treatment is decreasing. They believe access to care has increased somewhat for the general population, but is still lacking for specific groups, including: LGBTQ, victims of sexual trauma, etc.

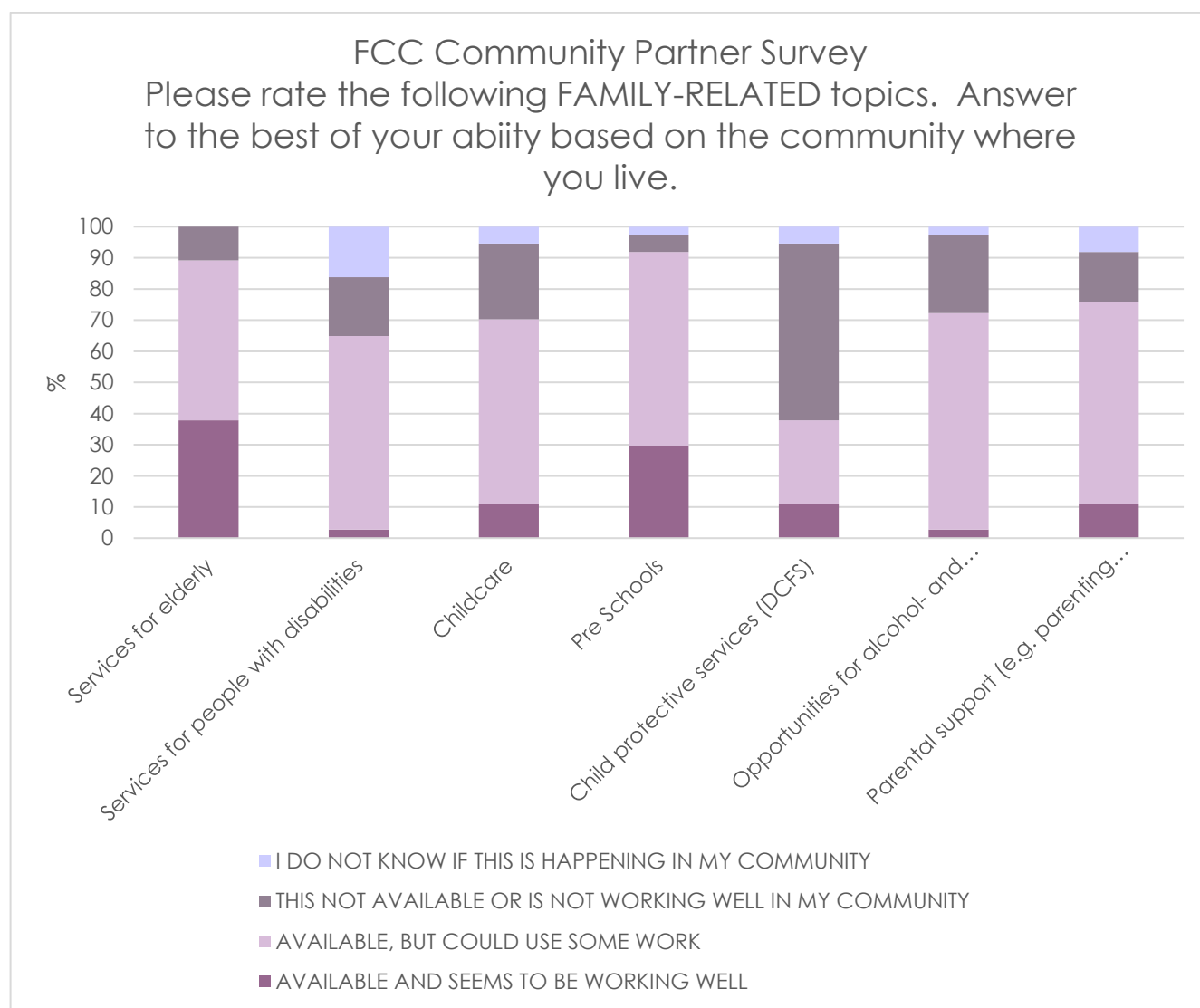
Providers would appreciate additional trauma informed training. Both in terms of assisting their clients and in terms of dealing with "secondary trauma" they experience.

Substance Abuse: Respondents to the FCC Community Partner Survey were asked specifically who they would call if they had a question about substance abuse. The majority of respondents suggested they would contact a local treatment provider. The rest of the respondents identified law enforcement and schools. It is noteworthy that none of the respondents answered that they would contact FCC for questions related to substance



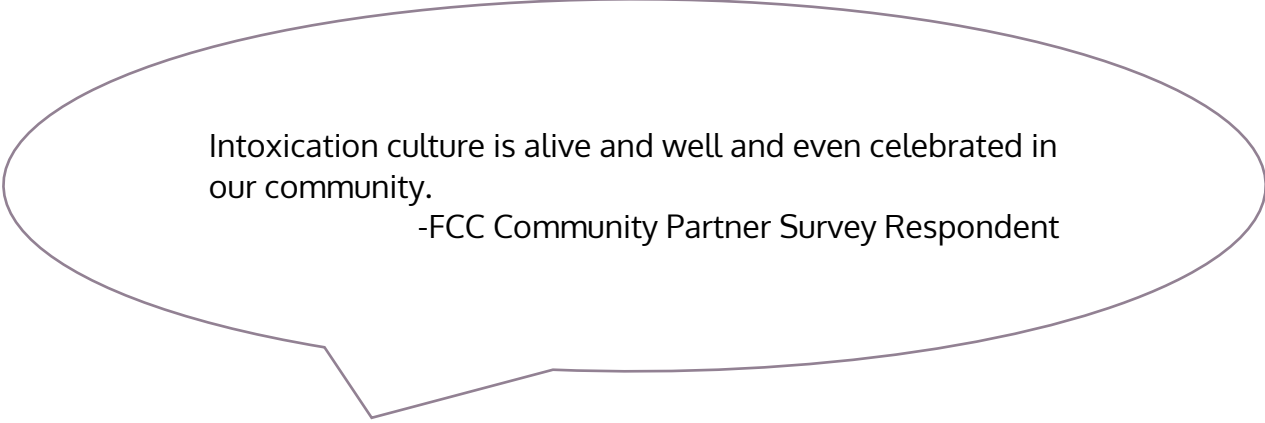
abuse. It is also noteworthy that 58.2% of FCC's community partners answered that "substance abuse prevention" is available but could use some work in their communities.

## Family Conditions



The highest area of need, according to FCC's community partners, include:

1. Child protective services (DCFS);
2. Childcare; and,
3. Opportunities for alcohol- and drug-free recreation and entertainment



Intoxication culture is alive and well and even celebrated in our community.

-FCC Community Partner Survey Respondent

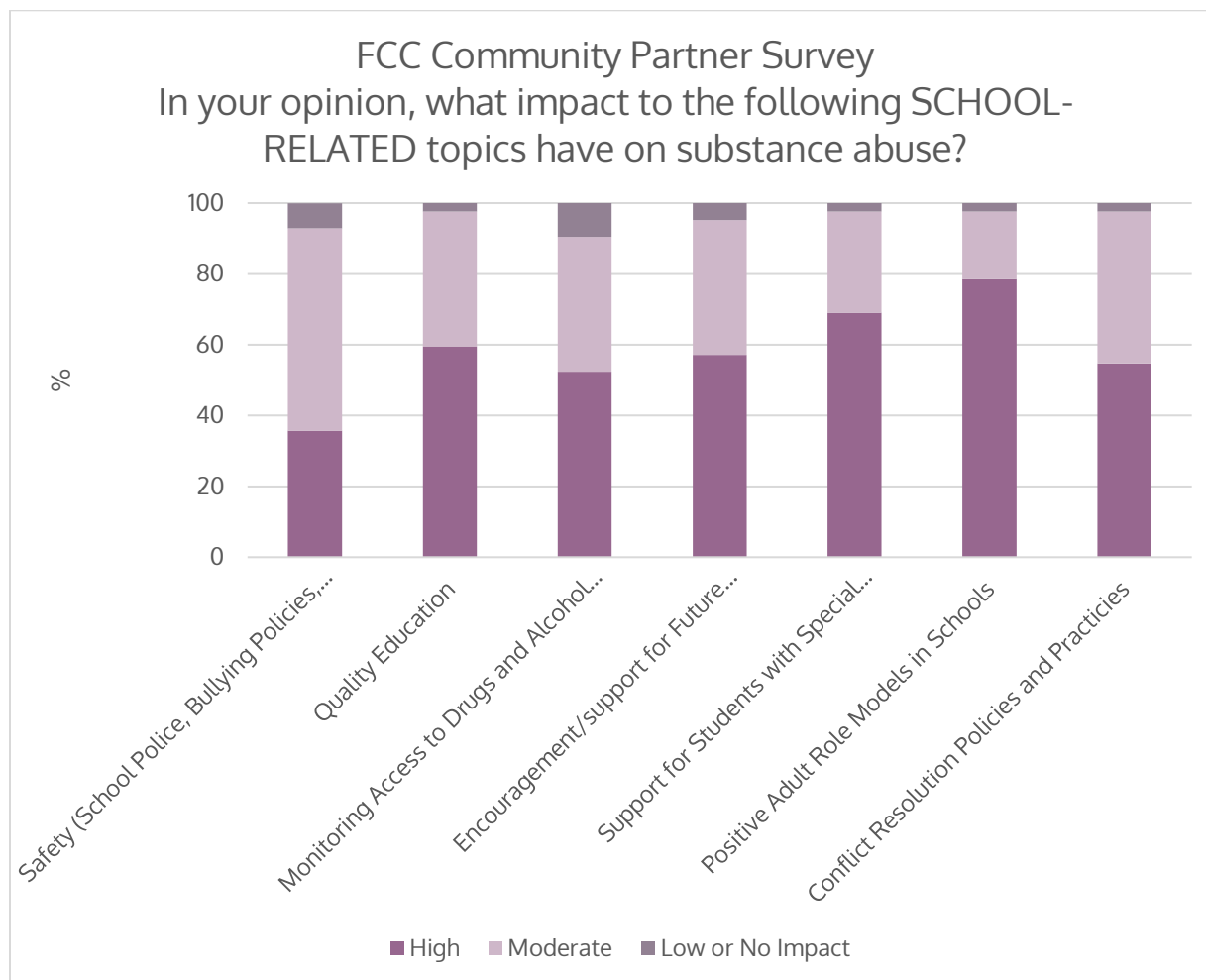
Focus group participants expressed confusion about the availability of parenting classes and who is eligible to attend. A suggestion was made to change the wording when marketing these classes away from “parenting classes” toward verbiage that feels less judgmental and more proactive. Focus group participants further suggested that “the parents who should be attending these classes are not the ones who do”. They recommended that principles from parenting classes be shared in places where parents naturally gather, such as during school orientation programs or sports events, and that web-based options be explored.

Furthermore, participants recommended that case workers, health workers, advocates, etc., take the parenting classes themselves so that they can better market them to families.

Finally, participants suggested that some kind of incentive be provided for families who attend classes.

### **School Conditions**

FCC’s community partners were asked about their perceptions of the relative importance of different aspects of school in relation to substance abuse prevention. Their responses are as follows:



The highest impact on preventing substance abuse, according to FCC's community partners, are:

1. Positive Adult Role Models in Schools;
2. Support for Students with Special Education, Physical or Mental Health Needs; and,
3. Quality Education

Many key informants mentioned the importance of youth participation in sports or other extracurricular activities as a means of substance abuse prevention. Dawkins, et al, found that participation in sports was a protective factor against tobacco and marijuana use among their sample population (white and black high school students). It was a protective factor against alcohol use among black females, but was a risk factor among white females and males and black males. The implication is that FCC's support of extracurricular activities may be effective, but the rules and norms of sports teams can sometimes encourage alcohol use among some populations.

While young people in the community are able to participate in sports at a higher level than the State of Nevada as a whole, there are fewer alternative activities such as the arts. There are no magnet or charter schools or International Baccalaureate programs available. These circumstances may breed rebelliousness and discontent in some young people.

YRBS: Percentage of high school students who played on at least one sports team run by their school or community groups during the 12 months before the survey.

	Yes
Lander, Humboldt and Pershing Cos.	59.3%
Nevada Total	48.7%

Community members identified social workers at the schools as tremendous resources.

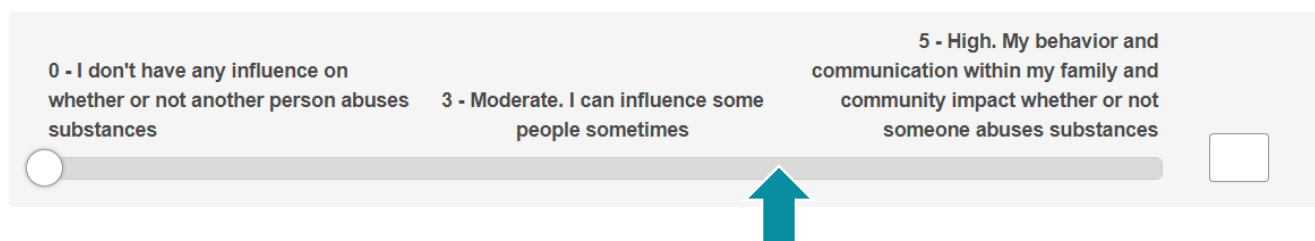
Focus group participants in all three communities believe that school policies are fair and are administered fairly.

#### Evidence of Level of Readiness

The Center for Community Health and Development at the University of Kansas provides a framework for determining a community's "level of readiness" for change (<https://ctb.ku.edu/en/table-of-contents/overview/models-for-community-health-and-development/community-readiness/main>). The following paragraphs provide some evidence for FCC's service area's level of readiness:

- FCC Community Partner Survey respondents were asked the following question: "How much influence do you feel you have personally on whether or not another person abuses substances?" as follows:

#### 18. How much influence do you feel you have personally on whether or not another person abuses substances?



The resulting average of this question was 66%. This result indicates that community partners are fairly confident in their *ability* to influence someone else's substance abuse, but are possibly in need of some specific *strategies* for doing so.

- Key Informants and focus group attendees did not demonstrate a formal understanding of prevention theory or risk and protective factors. However, they

used their own words to describe individual characteristics, community factors, school environments, and family influences that they believe lead to substance use and abuse that typically fell in line with the risk and protective factors used by FCC. In other words, very few people provided flippant, cliché responses

- Respondents to the Community Partner Survey were asked to provide the top three reasons young people first begin to use drugs or alcohol. The most common reasons included:
  1. Families who set expectations, model healthy relationships with substances, and are engaged with young person's lives;
  2. Mental health support for difficult situations or transitions (e.g. death of loved one, loss of a friendship, etc.); and,
  3. Positive role models (adult and peers) who do not use or glorify the use of substances

More support with the transitions in their lives. Learning upfront good decision making skills and having a solid self-care plan so they do not want to do things that hurt themselves.

-FCC Community Partner Survey Respondent

Parents being honest, providing limits and structure and high expectations; friends not using; adults being adults, not buddies.

-FCC Community Partner Survey Respondent

- Conversely, respondents to the Community Partner Survey were asked to list the top three things that influence a child NOT to use drugs or alcohol. The top 3 strategies for offered preventing substance abuse among youth were related to:

1. Family support.
2. Mitigating negative peer pressure; and,
3. Providing mental health support for emotional issues (e.g. loneliness, depression, etc.).

Lack of family support, grief/loss, trauma, peer pressure.

-FCC Community Partner Survey Respondent

They [substances] make kids feel cool and part of a community, they want to escape from and/or numb their problems, they want to fit in with people who might understand them when their family doesn't.

-FCC Community Partner Survey Respondent

Inability to manage overwhelming feelings and thoughts without maladaptive coping strategies, lack of connection with healthy trusted adult, peer or home environment that condones the use of substances.

-FCC Community Partner Survey Respondent

#### Level of Readiness: Law Enforcement/Court Personnel

- Law enforcement and court personnel know FCC's name and associate the name with substance abuse prevention
- Law enforcement officers attend coalition meetings. FCC has provided supplies, local trainings, and funding for officers to attend numerous trainings

- FCC provides the Pershing County Youth Resource Officer with updated supplies and trainings
- Most people in the community believe that law enforcement is doing a good job enforcing underage drinking and DUI laws

#### Level of Readiness: Business

- People in the business community are aware of FCC as being involved with substance abuse in some fashion
- FCC recently began attending the annual "Winnemucca Futures" economic development conference. They felt they were well-received and made new connections from every segment of the community
- Approximately 450 people have completed Beverage Server Training through FCC in the past 5 years
- Representatives from local businesses, the Chamber of Commerce, and the Economic diversification Authority attend coalition meetings, although the business sector is somewhat under-represented as a whole
- Business representatives at coalition meetings discussed several prevention-related strategies (e.g. control of underage drinking at beer garden during community festival, providing a shuttle for an upcoming beer crawl, and providing a cookie crawl for families)

#### Level of Readiness: State/Local Government and Tribal Agencies

- The City of Lovelock (in Pershing County) and Pershing County have ordinances requiring beverage server training for all individuals who serve or sell alcohol (including special event organizers). There are no ordinances in Lander or Humboldt Counties
- Lovelock and Pershing County have passed ordinances against anyone under the age of 18 using, possessing, or being around others using tobacco products
- Local government officials routinely attend coalition meetings
- The Pershing County judicial and law enforcement systems are overwhelmed each year by the increase in criminal activity associated with the annual Burning Man

Festival. In 2019, the festival drew approximately 70,000 attendees to Pershing County, which is approximately 10 times the county's population and more than double the population of FCC's entire service area population. It is virtually impossible for Pershing County to effectively enforce laws and prosecute offenders, yet the festival continues to receive permits and approvals from the Pershing County Commission

- Tribal leaders throughout the service area routinely attend coalition meetings and actively participate in trainings and events
- Only one city within the service area (Lovelock) has allowed for the licensure of recreational marijuana dispensary

#### Level of Readiness: School Districts/Great Basin College

- School District personnel routinely attend coalition meetings
- Humboldt County School District written policies are in place prohibiting student and staff alcohol possession or use on campus
- Humboldt County School District facilitates a Safe and Drug Free School Advisory Committee
- Lander County School District Student handbooks were easily located online and outline definitions and responses to substance possession, use, and sale/distribution
- Pershing County School District policies were not easily located online
- FCC and the Pershing and Humboldt County School Districts collaborated to create a mental wellness program called Project AWARE. The School Districts were able to hire a mental health coordinator when the funding for this program ended. This project brought "Mental Health First Aid" and "Youth Mental Health First Aid" to teachers, counselors and others in the community
- School District personnel are excited about potentials for collaboration; they consider FCC as experts in substance abuse prevention and mental wellness promotion and contact them routinely. Rather than pushing in to schools with prevention programs that they feel are appropriate, FCC funds programs that schools request



- Schools routinely contact FCC for input and assistance in prevention programs they believe are appropriate to their populations
- There was no mention of involvement between FCC and Great Basin College or any other institution of higher learning
- FCC funds an academic assembly, has recently provided breathalyzers for use at school activities, and funds safe and sober graduation nights, and provides scholarships for graduating seniors

#### Level of Readiness: Youth Serving Organizations

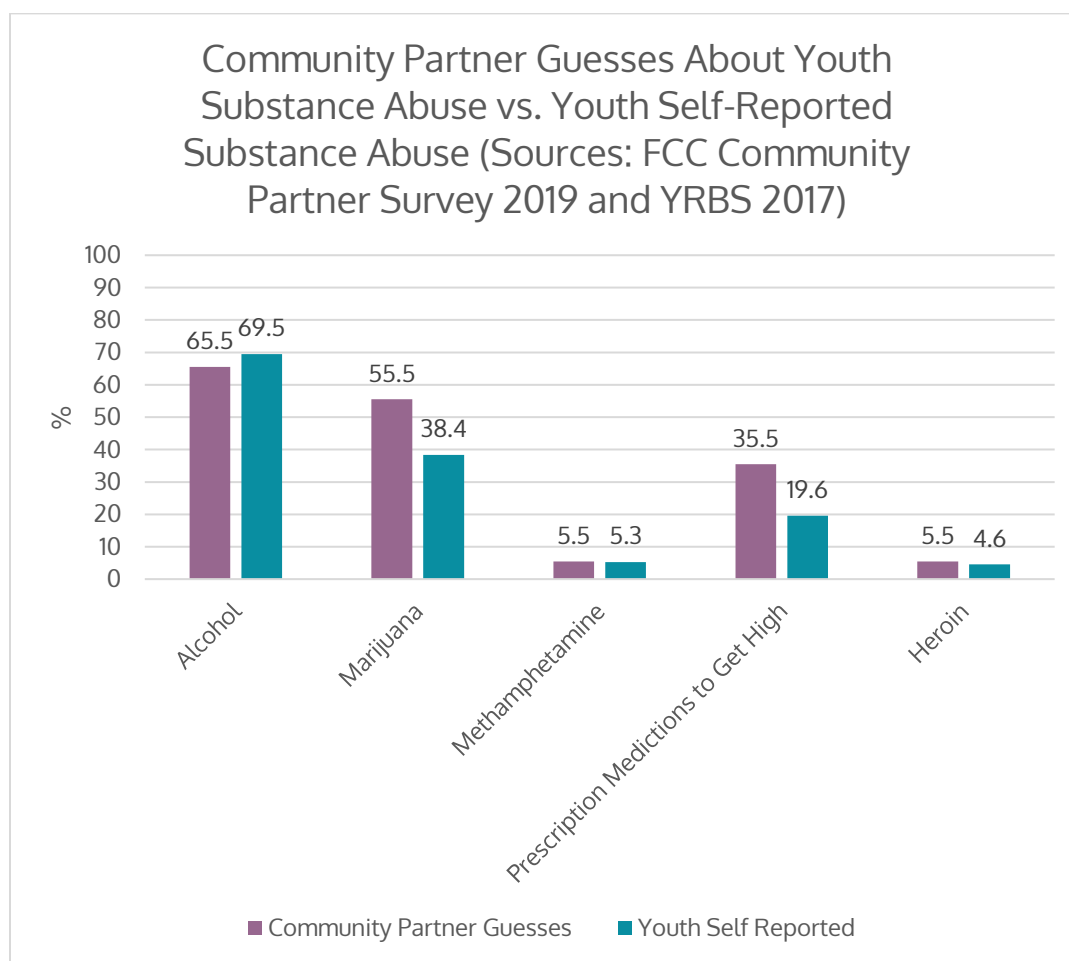
- Boys and Girls Club. FCC collaborates with clubs in Winnemucca and Battle Mountain
- The Juvenile Parole and Probation Departments. MAGIC (Making a Group and Individual Commitment) is a youth program operated by the UNR Cooperative Extension and probation departments in Winnemucca, Lovelock, and, Battle Mountain, NV. FCC funds this program. FCC also supplies drug testing supplies
- Faith based. FCC provides materials and education as requested by faith based institutions, including after school programming and alternative activities for youth
- Boy Scouts (Lovelock and Winnemucca). FCC Provides materials for campouts and leadership training
- FCC is seeking ways to partner with the newly formed Lander County Kids Club and Head Start Centers serving the area

After reviewing and comparing the basic levels of readiness for governmental agencies, businesses, schools, law enforcement/court, and Frontier Community Coalition, it was determined the general level of readiness is: Stage 8: Confirmation/Expansion.

FCC will continue to focus on engaging the service area's key stakeholders, sustaining long-standing partnerships already established within the community, and the growing number of coalition members.

With increased national and community attention on substance abuse prevention and treatment, it will be important for FCC to continue to follow proven prevention principles and to convey those principles to community partners.

## Community Partners' Perceptions of Youth Substance Abuse



Community partners were asked to guess a range. The results in the above graph represent the most frequently guessed range. The point of this comparison is to alert FCC and community partners to any misperceptions about youth substance abuse. Adult misperceptions about social norms can have an impact on youth use rates.

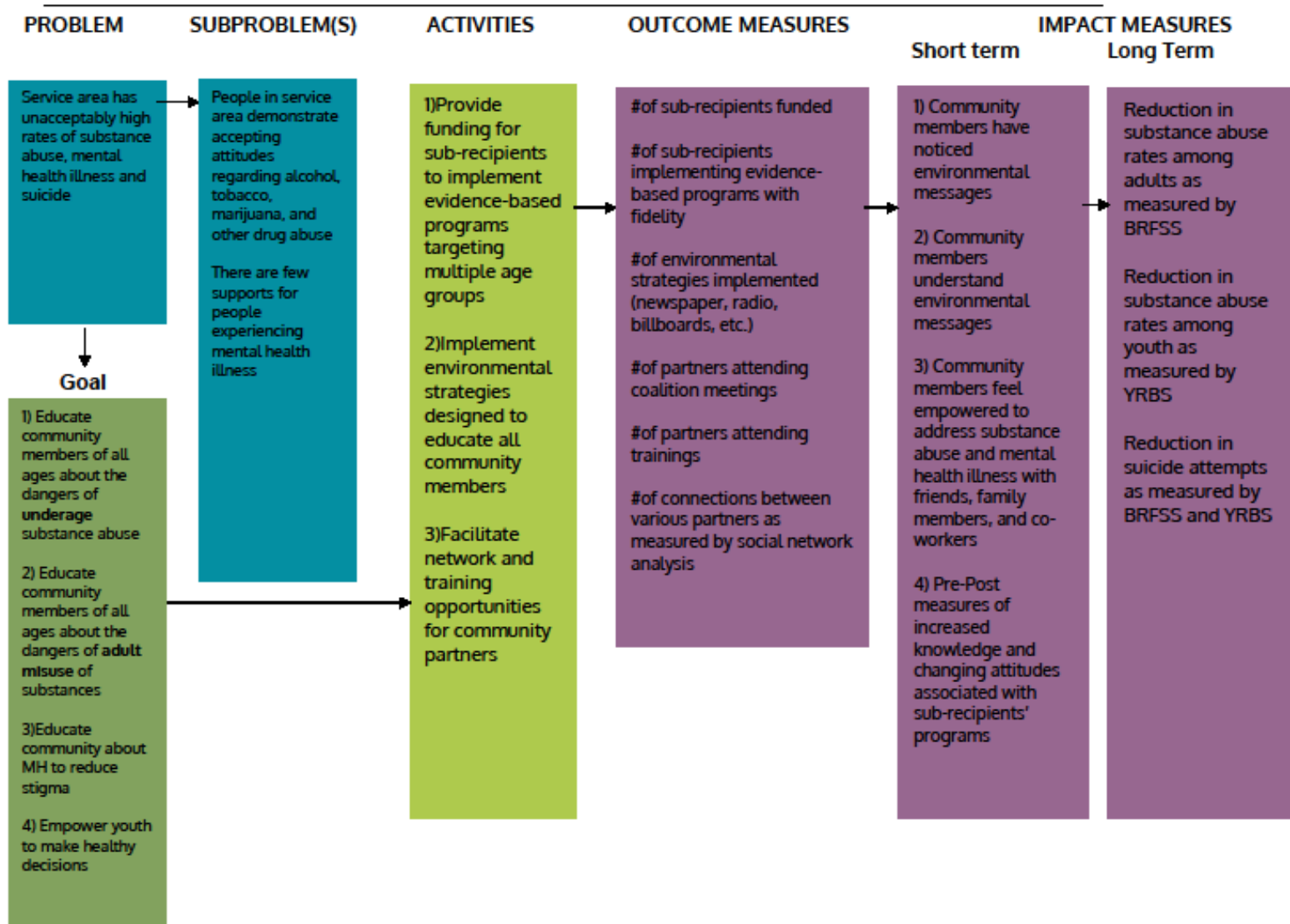
### Resource Assessment

The goal of a resource assessment is to: 1) identify services existing within the community that are available to impact risk and protective factors; and, 2) to find any gaps in services. Tables outlining existing gaps and resources in the service area are attached as Appendix B.

### *STEP THREE: PLANNING AND LOGIC MODEL*

Step 3 in the Strategic Prevention Framework is "Planning." The logic model on the following page is an attempt to explain the overall problems FCC is attempting to address in their service area, their goals, the activities they plan to implement, and their expected outcomes.

## FRONTIER COMMUNITY COALITION – OVERALL LOGIC MODEL



FCC has created the following strategic plans based on the needs identified in Step 1 (Assessment) and the available resources and capacities identified in Step 2 (Capacity).

FCC has also worked to align their strategic plan with the Nevada Division of Public and Behavioral Health, SAPTA Wellness and Prevention Strategic Plan 2017-2020 and the Nevada Tobacco Control Plan.

Prevention strategies are intended to be relevant, appropriate, and effective in meeting the needs in FCC’s particular service area. FCC will work with sub-recipients to assure the activities are culturally appropriate to the intended audience. FCC’s goal is to deliver prevention education and messaging to multiple sectors of the population utilizing multiple strategies.

**Domain: Individual and Peer Strategic Plan**

<b>Priority 1</b>		<b>Reduce All Measures of Tobacco Use</b>
<b>Data Indicators</b>	<ul style="list-style-type: none"> <li>·The percent of young people who first used cigarettes before age 13 is increasing (YRBS)</li> <li>·Tobacco use rates of all types (cigarettes, smokeless) throughout the service area are higher than those in the rest of the State of Nevada (YRBS, BRFSS)</li> </ul>	
<b>Outcome</b>	Decrease measures associated with tobacco use	
<b>Strategies</b>	Individual, Environmental, Communication/Education	
<b>Activities</b>	<ul style="list-style-type: none"> <li>·Implement public education campaign</li> <li>·Coordinate with schools to implement tobacco education programming</li> <li>·Continue efforts to reduce tobacco sales to minors</li> <li>·Ensure that sub-recipients include tobacco education in their programming</li> </ul>	
<b>Potential Partners</b>	Local media outlets, School Districts, Parents, Retailers, Sub-Recipients	
<b>Timeframes</b>	Implement within 6 months, measure impacts in YRBS 2021 and 2023 and BRFSS	
<b>Priority 2</b>		<b>Reduce all Measures Related to Vaping</b>
<b>Data Indicators</b>	<ul style="list-style-type: none"> <li>·The percent of young people (middle school in particular) who first used vaping products before age 13 is increasing (YRBS)</li> <li>·Vaping rates among youth in the service area are higher than state averages (YRBS)</li> </ul>	
<b>Outcome</b>	Decrease measures associated with vaping	
<b>Strategies</b>	Information Dissemination, Education, Environmental Strategies	
<b>Activities</b>	<ul style="list-style-type: none"> <li>·Implement public education campaign</li> <li>·Continue to work with school districts to implement vaping education programming</li> <li>·Continue efforts to reduce vaping product sales to minors</li> <li>·Ensure that sub-recipients include vaping education in their programming</li> </ul>	
<b>Potential Partners</b>	Local media outlets, School Districts, Parents, Retailers, Sub-Recipients	
<b>Timeframes</b>	Implement within 6 months, measure impacts in YRBS 2021 and 2023 and BRFSS	

<b>Priority 3 Reduce all Measures Related to Bullying</b>	
<b>Data Indicators</b>	·Young people in the service area reported higher incidence of bullying on school property and electronically than the State of Nevada as a whole (YRBS)
<b>Outcome</b>	Decrease measures associated with being the victim of bullying Decrease incidence of early and persistent problem behavior
<b>Strategies</b>	Information Dissemination, Education
<b>Activities</b>	·Continue to work with school districts to implement social/emotional programming ·Ensure that sub-recipients include anti-bullying education in their programming ·Include information about bullying in parenting programs
<b>Potential Partners</b>	School Districts, Parents, Sub-Recipients, Community Agencies Offering Parenting Programs
<b>Timeframes</b>	Implement within 6 months, measure impacts in YRBS 2021 and 2023
<b>Priority 4 Continue Efforts to Increase Access to Mental Health Providers</b>	
<b>Data Indicators</b>	·Youth in the service area are less likely than their counterparts in the State of Nevada to receive the help they need when they are experiencing mental health problems (YRBS)
<b>Outcome</b>	Reduce all measures related to mental health problems, increase measures related to accessing mental health care
<b>Strategies</b>	Information Dissemination
<b>Activities</b>	·Coordinate with community partners to increase access to intern supervisors ·Coordinate with community partners to increase numbers of social workers and mental health providers in schools ·Coordinate with community partners to explore possibility of partnering with mental health provider from larger community who might travel to area
<b>Potential Partners</b>	School Districts, Rural Clinics, Mobile Outreach, Private Providers, Court System, Mental Health Taskforce (Winnemucca)
<b>Timeframes</b>	Begin planning, implement within 6 months

Domain: Family

Strategic Plan

<b>Priority 1 Support Families by Supporting Alternative Activities</b>	
<b>Data Indicators</b>	·Parental monitoring for high school youth is declining (YRBS) ·There appears to be a disconnect between the frequency with which parents believe they are talking with their children about substance abuse and the frequency of times children acknowledge hearing these conversations (MAGIC) ·There is a perception among parents that it is “safer” for their children to drink alcohol or use marijuana at home rather than going out (focus groups)
<b>Outcome</b>	Increase measures related to parental monitoring and communication about the dangers of substance abuse
<b>Strategies</b>	Education
<b>Activities</b>	·Ensure that formal parent education classes include recommendations for monitoring and clear communication with children

	<ul style="list-style-type: none"> <li>·Explore opportunities to include parenting messages during events where parents naturally gather (sporting events, school orientation, etc)</li> <li>·Ensure that sub-recipients include parenting messaging in their programs</li> </ul>
<b>Potential Partners</b>	School Districts, Non-Profit Agencies, Mental Health Providers
<b>Timeframes</b>	Begin planning, implement within 6 months
<b>Priority 2 Provide Substance Abuse Education for Parents/Families</b>	
<b>Data Indicators</b>	<ul style="list-style-type: none"> <li>·Although they are declining, rates of adult binge and heavy drinking in the service area are higher than those in the State of Nevada (BRFSS)</li> <li>·Adults rates of tobacco use are higher than those in the State of Nevada (BRFSS)</li> <li>·Community members mentioned a reluctance on the part of adults in the community to change their own behaviors around alcohol use and their lack of understanding that they are setting an example for youth</li> </ul>
<b>Outcome</b>	Adult use rates will decline
<b>Strategies</b>	Information Dissemination, Education, Environmental Strategies
<b>Activities</b>	<ul style="list-style-type: none"> <li>·Media campaign with parenting messages related to setting healthy examples for youth</li> <li>·Work with local employers to disseminate information about health consequences of substance abuse</li> </ul>
<b>Potential Partners</b>	Business sector, Media outlets
<b>Timeframes</b>	Begin planning, implement in 6 months

Domain: School

Strategic Plan

<b>Priority 1 Support Tutoring or other Activities and Encourage Academic Achievement</b>	
<b>Data Indicators</b>	<ul style="list-style-type: none"> <li>·Youth in the service area had lower grades than their counterparts in the State of Nevada (YRBS)</li> <li>·Respondents to the Community Partner Survey believe that a quality education is key to preventing substance abuse</li> </ul>
<b>Outcome</b>	·Higher academic achievement will increase future educational and career prospects for youth, which will decrease substance abuse
<b>Strategies</b>	Education, Environmental Strategies
<b>Activities</b>	<ul style="list-style-type: none"> <li>·Collaborate with school districts to support tutoring programs</li> <li>·Seek opportunities to connect youth with professionals working in their area of interest</li> </ul>
<b>Potential Partners</b>	School Districts
<b>Timeframes</b>	Begin planning, implement in 6 months

## Domain: Community

## Strategic Plan

<b>Priority 1 Support Law Enforcement in Enforcing Underage Drinking and DUI Laws</b>	
<b>Data Indicators</b>	<ul style="list-style-type: none"> <li>·Qualitative data reveals that there is little perceived threat that underage drinking will be caught</li> <li>·Increase in DUIs</li> </ul>
<b>Outcome</b>	Reduction in DUI rates
<b>Strategies</b>	Community-Based Processes, Environmental Strategies
<b>Activities</b>	<ul style="list-style-type: none"> <li>·Offer to send law enforcement officers to trainings specific to enforcing underage drinking laws</li> <li>·Collaborate with law enforcement to provide a way for people throughout the vast service area to anonymously communicate with law enforcement about underage parties or 3<sup>rd</sup> party sales</li> <li>· Continue to monitor 'We Card' strategy and product placement; share results of Nevada Outlet Surveys with businesses</li> <li>·Request that any officers attending trainings through FCC provide a presentation about what they learned at an LCC</li> </ul>
<b>Potential Partners</b>	Law enforcement
<b>Timeframes</b>	Begin planning, implement in 6 months
<b>Priority 2 Continue Support of Alternative Activities in Classrooms (similar to broadcasting program)</b>	
<b>Data Indicators</b>	<ul style="list-style-type: none"> <li>·Focus group participants and interviewees expressed frustration with few alternatives for youth other than sports or outdoor activities</li> <li>·Focus group participants are pleased with video broadcasting program in Lovelock and would like to see more things like that offered</li> <li>·Interviewees discussed the interplay between success later in life and the opportunity for young people to visit larger communities</li> </ul>
<b>Outcome</b>	<ul style="list-style-type: none"> <li>·Opportunities for a larger number of children to become involved with peers in a positive social setting and working toward a common goal will reduce substance abuse rates</li> <li>·Opportunities to visit larger communities will help young people understand where they may fit into the larger world and will help them set future goals</li> </ul>
<b>Strategies</b>	Education, Alternatives
<b>Activities</b>	<ul style="list-style-type: none"> <li>·Collaborate with school district and community organizations to determine what activities would be of interest to young people and how those might be funded</li> </ul>
<b>Potential Partners</b>	School districts, Business
<b>Timeframes</b>	Begin planning, implement in 6 months
<b>Priority 3 Continue to Support Community Events (fairs, holiday festivals, etc.) that Do Not Promote Alcohol Consumption</b>	
<b>Data</b>	<ul style="list-style-type: none"> <li>·Respondents to Community Partner Survey, as well as focus group participants and interviewees, expressed interest in more opportunities for positive interactions with neighbors and more community events that did not include alcohol</li> </ul>

	·Focus group participants did not demonstrate high levels of neighborhood attachment
<b>Outcome</b>	·Alcohol-free events will help people create positive connections with one another ·Youth will see positive examples of adult behavior
<b>Strategies</b>	Education, Environmental Strategies
<b>Activities</b>	·Collaborate with agencies and organizations to seek out opportunities
<b>Potential Partners</b>	Non-profit agencies, Business, Chamber of Commerce, etc.
<b>Timeframes</b>	Begin planning, implement in 6 months

#### **STEP FOUR: IMPLEMENTATION**

The 4<sup>th</sup> step in the Strategic Prevention Framework is "Implementation." Frontier Community Coalition sustains a community prevention system and coordinates implementation of the plan through its community partners. Whenever possible the coalition identifies community partners to implement programs and services that meet the priorities for youth and families as outlined in the strategic prevention plan. The coalition works with community partners to leverage, access, manage and distribute resources for implementation of the plan. Additionally, the coalition provides training, data management, resource reporting, evaluation and other assistance as requested. Priority is given to evidence-based programs and services targeting prioritized risk and protective factors. The coalition pays special attention to program fidelity as well as adaptations to appropriately address cultural and other unique considerations of the diverse populations identified in this plan. The coalition supports additional programs and services as necessary to meet the changing needs of the youth and families of the FCC service area.

#### **STEP FIVE: EVALUATION**

Evaluation is the final step in the Strategic Prevention Framework. A formal evaluation determines how effective FCC and their sub-recipient have been in addressing substance abuse and mental wellness in the community.

##### Evaluating the Impact of FCC


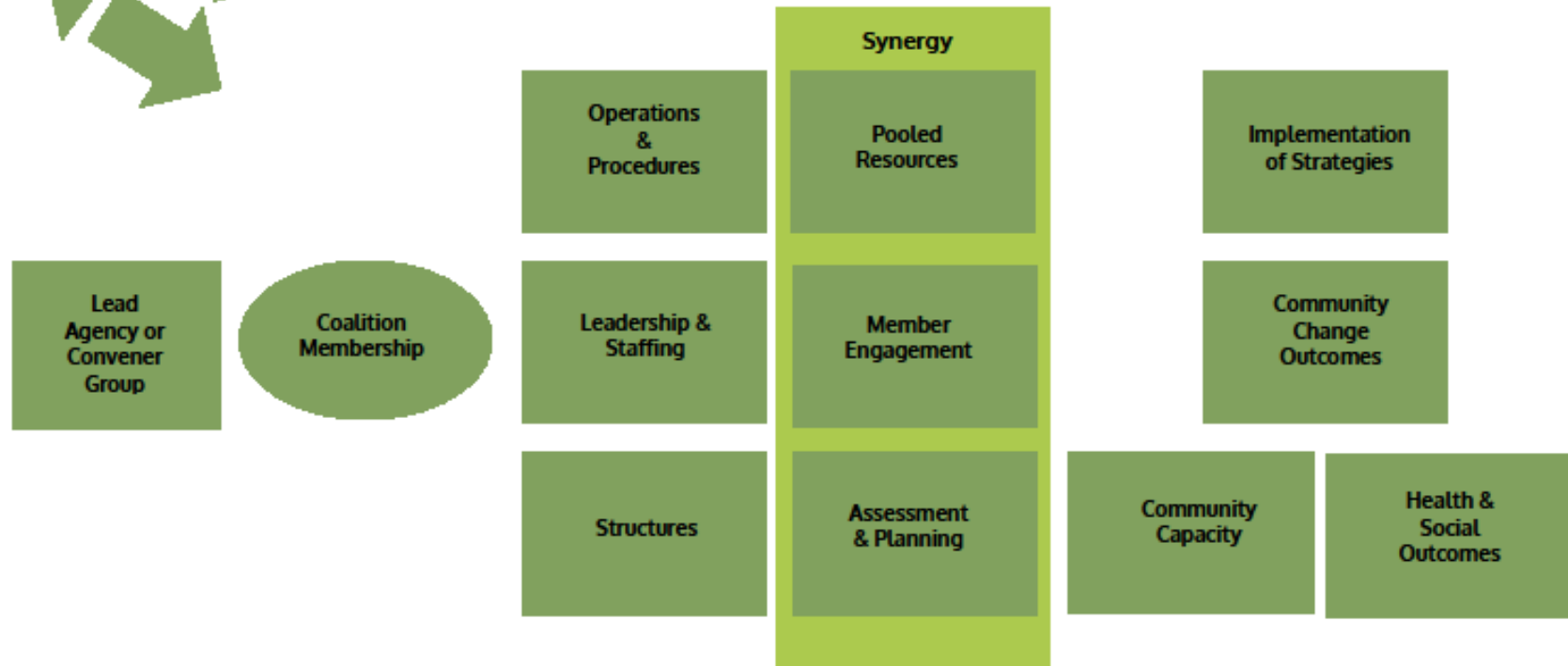
The Community Coalition Action Theory (Butterfoss, et al) was used as a framework to complete an evaluation of the overall function and impact of FCC:





## Community Coalition Action Theory

From: Butterfoss, F.D. & Kegler, M.C. (2002). Toward a comprehensive understanding of community coalitions: Moving from practice to theory. In: R.J. DiClemente, R.A. Crosby, and M.C. Kegler. (Eds.) Emerging theories in health promotion practice and research: Strategies for improving public health (pp. 157-193). San Francisco: Jossey-Bass.



Margo Teague of Impact Evaluation & Assessment Services has worked with FCC for several years, beginning in 2015. The following results are based on her personal observations of coalition meetings, FCC Community Partner Survey results, input from focus groups and key informant interviews, and outcomes.

#### 1. Community Context

FCC appears to make decisions about which programs to fund and which strategies to implement based on local data and trends. They consistently seek input from community members and respond by encouraging community members to make their own decisions.

#### 2. Lead Agency or Convener Group

FCC is well-established and well-respected in the communities it serves. While there is not always a clear understanding of exactly what FCC does (specifically “prevention”), people generally know they are associated with substance abuse and mental health issues.

#### 3. Coalition Membership

Membership in the coalition has increased from approximately 170 members in 2015 to current members. As mentioned in the Capacity section above, the membership is relatively diverse and representative of the community at large. The main areas for improvement would be:

- a. Increase participation from representatives of natural resource-based industry
- b. Increase participation of youth in leadership roles

#### 4. Operations and Procedures

The coalition successfully manages de-centralized leadership throughout a large geographic area. There is no indication of mismanagement or poor business practices. There is no indication of poor communication or disorganization between paid coalition staff and local leaders. A new executive director took over for the founding director in 2019. She appears to be learning her new role and fulfilling duties appropriately. There was a tremendous learning curve moving from her position as a prevention specialist to grant management, human resource management, and other administrative duties.

FCC’s RFP process for sub-recipients is well-monitored by SAPTA. There is no indication of problems with this process.

Similarly, FCC’s various grant funders oversee their fiscal procedures. Those practices are not included in this analysis.

#### 5. Leadership and Staffing

The de-centralized leadership approach appears to be working well. Community members hold strong opinions about how their communities differ from one another and appreciate the agency to make their own decisions.

FCC has strong Community Coordinators in Pershing and Lander Counties. They have recently hired a new coordinator in Humboldt County and she seems to be a good fit. In the meantime, the Executive Director has assumed those duties, as well as her own. It would appear that FCC is actively seeking the right fit for the community. Because of the geographic distances involved, it is important that the Community Coordinators be self-motivated and require minimal supervision.

#### 6. Structures

There are no vacancies on the Board of Directors.

FCC's practice of monthly coalition meetings in each community is appropriate and appreciated. Some members expressed concern about the timing of the meetings. FCC may wish to poll members to determine the best days of the week and times for meetings.

#### 7. Pooled Resources

This evaluator has observed several instances of pooled resources. Most notably was their collaboration with the Humboldt and Pershing County School Districts in the creation of Project AWARE. The project brought mental health support, training, and resources to two counties in the service area and was funded through at least three separate sources.

#### 8. Member Engagement

This is arguably the area in most need of improvement for FCC. While membership has grown over time, members continue to ask for a more clear description of FCC's goals and objectives. Members are motivated, but do not feel that they are being given an opportunity to contribute to definitive action steps.

FCC may consider adding standing agenda items to each meeting that specifically address the strategic plans identified in this document.

#### 9. Assessment and Planning

FCC has engaged in the Comprehensive Community Prevention Planning process since at least 2013. They routinely refer to data and action steps contained in those plans.

#### 10. Implementation of Strategies

A review of FCC's previous CCPP's revealed a very consistent, targeted implementation of strategies aimed primarily toward educating adults and families about substance abuse and mental health wellness. The new Executive Director is continuing this focus on educating families while also working to energize and educate young people.

## 11. Community Change Outcomes

There are a myriad of factors that impact substance abuse rates, including local trends, accessibility, etc. FCC does not presume to take sole credit or blame for any changes in substance abuse rates; however, the following should be noted:

- a. Lifetime use rates of alcohol, methamphetamine, vaping, and synthetic marijuana have all steadily declined
- b. Marijuana lifetime use rates have vacillated, but have declined overall since 2005
- c. Lifetime use rates of all other substances (other than tobacco) are nearly equal to or lower than state averages
- b. Frequency of use rates of alcohol and cigarettes have steadily declined
- c. Binge drinking rates have declined
- d. Age of onset below age 13 rates have declined steadily
- e. The percentage of youth who can purchase their own cigarettes or vaping products in the service area is far lower than state averages

On the other hand:

- a. Marijuana frequency of use rates are increasing
- b. Tobacco use rates are much higher than state averages

More detailed analysis of these measures is available in the Needs Assessment section above.

## 12. Community Capacity

Providing access to high-quality trainings is arguably FCC's largest contribution to building capacity in the community. More specific information about trainings can be found on page 67.

Less obvious and less quantifiable changes have taken place in the communities. For example, since 2015 this evaluator has noted an increase in the number of conversations about community events that included a discussion of strategies to monitor access to alcohol. These considerations were rarely discussed, especially in a public meeting, before FCC's education efforts. This demonstrates an increased capacity of community members to consider and plan for the health of young people.

On the other hand, parental monitoring rates for High School students have slowly declined since 2009 (see Needs Assessment section above).

### 13. Health & Social Outcomes

The number of high school students who have seriously considered suicide has declined. The number of high school students who actually attempted suicide decline from a high in 2015.

The most notable social outcome in the service area has been the formation and re-energizing of youth groups. Youth groups are planning and facilitating substance free events, are engaging with local retailers about safe alcohol and vaping policies, and are providing opportunities for positive peer interactions.

### 14. Formation, Maintenance, Institutionalization

As mentioned in the "Evidence of Readiness" section above, FCC and the service area are assessed to be in Stage 8: Confirmation/Expansion. Coalitions are continually in flux based on different funding streams, staff changes, and community trends. FCC appears to have firmly established themselves as a trusted community partner.

#### Evaluating the Impact of FCC's Funded Partners

The 2019/2020 fiscal year is the first year FCC has received funding specific to evaluating the efforts of their sub-recipients. Each of the subrecipients has begun working with an external evaluator to create logic models, find or create appropriate data collection instruments, implement appropriate evaluation protocols, and, finally, to analyze results. The first evaluation results for sub-recipients should be complete by July 2020.

## APPENDIX A SOURCES

Butterfoss, F.D. & Kegler, M.C. (2002). Toward a comprehensive understanding of community coalitions: Moving from practice to theory. In: R.J. DiClemente, R.A. Crosby, and M.C. Kegler. (Eds.) Emerging theories in health promotion practice and research: Strategies for improving public health (pp. 157-193). San Francisco: Jossey-Bass.

CDC. Prevention Status Report. <https://www.cdc.gov/psr/2013/alcohol/2013/NV-alcohol.pdf>

Dawkins, Marvin P. Mary M. Williams and Michael Guilbault  
The Journal of Negro Education, Vol 75, No 1 (Winter, 2006), pp 25-33

Nevada Tobacco Control Plan, 2019-2023. [http://dpbh.nv.gov/uploadedFiles/dpbhnavgov/content/Programs/TPC/Nevada%20Tobacco%20Control%20Plan%202019-2023\(1\).pdf](http://dpbh.nv.gov/uploadedFiles/dpbhnavgov/content/Programs/TPC/Nevada%20Tobacco%20Control%20Plan%202019-2023(1).pdf)

SAPTA Wellness and Prevention Strategic Plan 2017-2020, NV Division of Public and Behavioral Health, [http://dpbh.nv.gov/uploadedFiles/dpbhnavgov/content/Programs/ClinicalSAPTA/SAPTA%20Strategic%20Plan\\_2017-2020.pdf](http://dpbh.nv.gov/uploadedFiles/dpbhnavgov/content/Programs/ClinicalSAPTA/SAPTA%20Strategic%20Plan_2017-2020.pdf)

Tax Foundation  
<https://files.taxfoundation.org/20170622094323/Spirits-01.png> Accessed 11/14/2019

## APPENDIX B RESOURCES AND GAPS ANALYSIS

<b>Domain:</b> Individual/Peer <b>Risk Factors:</b> Early initiation of substance use Early and persistent problem behavior Rebelliousness Favorable attitudes toward substance use Peer substance use Genetic predictors			
<i>Agency Addressing</i>	<i>Program/Activity</i>	<i>Community Where Available</i>	<i>Gaps</i>
Medical providers	Some local providers, some telemedicine	Limited availability in most, especially those who accept Medicaid/Medicare  Humboldt General Hospital, Battle Mountain Hospital, Pershing General Hospital  Division of Public & Behavioral Health Rural Community Health Services (they also offer a sliding scale) (Humboldt County)  Nevada Health Centers (Austin, Lander County)	All
School Districts	School Counselors After School Programs Tobacco Prohibition Alternative Education Setting Social Workers School Resource Officers	All  McDermitt – Mike Oliver, Behavioral Specialist on staff in School Winnemucca –	McDermitt – No afterschool programs No Tobacco Prohibition nor Alternative Education Setting School Social Workers are not

		<p>Social Emotional Learning Coordinator in Pershing County</p> <p>Teens against tobacco use (TATU) program in Battle Mountain High School</p> <p>Humboldt County- Hi-Set, Adult Ed, and other options for alternative ed settings</p> <p>NIAA Random Drug Testing (Pershing, Humboldt and Lander)</p>	available in Pershing County
School Districts	Tutoring	"Friday School" opportunities to catch up on work in Pershing County	
School Districts – Special Services	Screening, treatment and referral for physical, emotional, or developmental delays for children 3 and older	All	
Mobile Crisis Response Team	Screening, treatment, referral for behavioral or mental health issues	All	
Suicide Prevention Committee	Suicide prevention non-profit	Winnemucca	
Psychiatric Nurse Practitioner		Lovelock	All Others
Boys and Girls Club	After school programming,	Winnemucca Battle Mountain	All Others



	leadership programs, summer activities		
Lander County Kids Club	After school programming	Battle Mountain	Lander County Kids Club
Teen Court	Early Intervention	Winnemucca – Lander High School in connection with Family Support Services	All Others
Juvenile Court/Probation	Early Intervention Monitoring Referral for Services  Functional Family Therapy  Life Skills  WISE	Pershing, Lander and Humboldt	Limited in more rural areas, McDermitt must travel to Winnemucca
MAGIC	Youth Program Parenting program in Lovelock & Battle Mountain for parents of children involved with judicial system	Lovelock, Winnemucca and Battle Mountain	Smaller communities
Frontier Community Action Agency	Parenting Classes – All Ages  Family Activities	Winnemucca  Lander County	
Parenting Classes	All Ages	Humboldt (via 6 <sup>th</sup> Judicial District Juvenile Department)	All more rural communities  No parenting classes in Lovelock other than for parents of children involved with court system
Nevada Early Intervention Services	Screening, treatment and referral for physical, emotional,	Winnemucca Office	Other communities would like more

	or developmental delays in early childhood		consistent or local access
Head Start	Affordable childcare and preschool  Screening and referral for developmental delays  Health and nutrition support  Parental Support	Winnemucca has TMC Head Start for children of migrant seasonal workers  Paiute Tribe in Pershing County has an ITCN Head Start	All
Learning Ladder (Lutheran Church)	Affordable childcare and preschool	Winnemucca	All more rural communities
Lander County Kids Club	Day Care	Battle Mountain	
Lutheran Preschool	Preschool	Battle Mountain	
State of Nevada Counseling & Supportive Services	Counseling, early intervention, parental support	Winnemucca Battle Mountain Lovelock	Small communities within service area
Dr. Nielson, Phycologist	Counseling, early intervention, parental support	Fort McDermitt Paiute and Shoshone Tribe	
Private LCSWs and Mental Health Providers	Counseling, early intervention, parental support	Battle Mountain Winnemucca Lovelock	Smaller Communities within service area
Outpatient Substance Abuse Treatment Options	Assessment and evaluation, treatment and referral	Winnemucca Silver Sage: Vitality Center – based out of Elko  Brian Nelson, CADC  6 <sup>th</sup> Judicial District Court- DUI Drug Court DUI School	All others

FCC	Mental Health First Aid (for youth, law enforcement, schools, and general community)	Battle Mountain Winnemucca Lovelock	Smaller Communities within service area
JOIN	Workforce training and placement (adults)	Winnemucca McDermitt (ITCN)	All other communities
Faith Based (Native American, LDS, Baptist, Catholic, United Methodist, 7 <sup>th</sup> Day Adventist, Lutheran, Jehovah's Witness, Non-Denominational Christin, etc.)	Youth and Parent Groups Marriage Support Child Development Classes	Some denomination in each community	
Library	Community meeting space Bookmobile Literacy Programs Youth alternative activities Information/Referral	Humboldt Book Mobile: Winnemucca, Kings River, Orovada, Paradise Valley, Grass Valley, Imlay, Kings River Ranch  Lander County served by Elko, Lander Eureka County Library System (facility and bookmobile)  Pershing County Library  McDermitt branch of Humboldt County in Community Center	

<b>Domain:</b>	<b>Family</b>		
<b>Risk Factors:</b>	Family management problems (monitoring, rewards, etc.) Family conflict Favorable parental attitudes Family history of substance misuse		
<i>Agency</i>	<i>Program/Activity</i>	<i>Community Where Available</i>	<i>Gaps</i>
Frontier Community Action Agency	Parenting Classes – All Ages Family Activities USDA Commodities	Winnemucca  Lander County	All Others
USDA Commodities		Qualifying members Fort McDermitt Paiute and Shoshone Tribe  Lander County?  Pershing County	USDA Commodities
6 <sup>th</sup> Judicial Juvenile Department /Family Support Center	Parenting Classes for people involved in criminal justice system  Celebrating Families  Nurturing Families  Strengthening Families	Humboldt County	All others
Winnemucca Police Department	Drug Education Program for Parents	Winnemucca	All Others
Domestic Violence Agency	Domestic Violence Shelter Counseling/Referral	Winnemucca Domestic Violence Services  Winnemucca Community	Fort McDermitt Paiute and Shoshone Tribe

		Advocates Against Sexual Assault  Pershing County Domestic Violence Intervention, Inc.  Lander County Committee Against Domestic Violence	
Division of Child and Family Services	Protection of Children Parenting Education Differential Response	All	
Boys and Girls Club	After school programming, leadership programs, summer activities	Winnemucca Battle Mountain	All others
Nevada Outdoor School	Youth summer programs Youth education programs	Humboldt Lander	
AA/NA	Sobriety Support	Winnemucca Battle Mountain Lovelock Fort McDermitt Paiute and Shoshone Tribe/McDermitt	Smaller communities
State of Nevada Counseling & Supportive Services	Counseling, early intervention, parental support	Winnemucca Battle Mountain Lovelock Fort McDermitt Paiute and Shoshone Tribe/McDermitt	Smaller communities
Lander County School District	Love and Logic Parenting Program	Battle Mountain	All others

Lander and Humboldt County School Districts	BOTVIN Life Skills Program		All others
Humboldt Horizons Treatment Center	Residential Substance Abuse Treatment Facility	Winnemucca	All others
Outpatient Substance Abuse Treatment Options	Assessment and evaluation, treatment and referral	Winnemucca Silver Sage: Vitality Center – based out of Elko  Brian Nelson, CADC  6 <sup>th</sup> Judicial District Court (Humboldt)- DUI Drug Court DUI School	All others
Celebrate Recovery	Sobriety Support (Family)	Lovelock  Winnemucca (Family Support Center)	All Others
Cities	Youth Summer Programs		All
Counties	Youth Summer Programs		All
4-H	Youth Programs	All	None
Nevada Outdoor School	Youth Programs	Winnemucca	All others
Accessible, Affordable, High Quality Child Care	Affordable childcare and preschool  Screening and referral for developmental delays  Health and nutrition support  Parental Support	(Winnemucca has TMC Head Start for children of migrant seasonal workers) Lander County Kids Club	All

Family Drug Court	Substance abuse treatment, drug testing, parenting classes, and referral for other support for parents involved with a dependency case or a guardianship who suffer with a substance abuse addiction  Celebrating Families Strengthening Families	Winnemucca	All Others
Faith Based (Native American, LDS, Baptist, Catholic, United Methodist, 7 <sup>th</sup> Day Adventist, Lutheran, Jehovah's Witness, Non-Denominational Christin, etc.)	Youth and Parent Groups Marriage Support Child Development Classes	Some denomination in each community	

<b>Domain:</b> School			
<b>Risk Factor:</b> Academic failure beginning in late elementary school Lack of commitment to school			
<i>Agency</i>	<i>Program/Activity</i>	<i>Community Where Available</i>	<i>Gaps</i>
County School Districts	School Resource Officers  Social Workers  Tutoring and After School Programs	All	

County Juvenile Probation	Academic tutoring	Winnemucca Battle Mountain Lovelock	Smaller Communities
Pershing County School District	Unity Project  Longhorn Youth Team  Ready 101/ College prep course	Lovelock	All others
Great Basin College	Exposure to higher education	All	Great Basin College
	Opportunities to connect neighborhoods to schools		All

<b>Domain:</b>	<b>Community</b>		
<b>Risk Factor:</b>	Low cost of alcohol High availability of substances Community laws and norms favorable to substance use Media portrayal of alcohol use Low neighborhood attachment Community disorganization Low socioeconomic status Transitions and mobility		
<i>Agency</i>	<i>Program/Activity</i>	<i>Community Where Available</i>	<i>Gaps</i>
	Opportunities for families and neighbors to meet one another		All
FCAA	Options for affordable housing	Winnemucca Battle Mountain	All
	Opportunities for intergenerational connections		All



Law Enforcement	Underage Alcohol Compliance Checks  Crisis Intervention Training (CIT)	All	All
Boys and Girls Club	After school programming, leadership programs, summer activities	Winnemucca Battle Mountain	All Others
Jobs for American Graduates (JAG)	Workforce training and placement	McDermitt	All others
	After school programming, leadership programs, summer activities	Winnemucca Boys and Girls Club  Battle Mountain has "Jacob's Well"	All Others
Young Life Intl. Order of Rainbow for Girls Cub Scouts Boy Scouts Girl Scouts Cinderella Pageant 4-H Civil Air Patrol	Alternative activities for youth	Winnemucca (Most) Lovelock (Most) Lander County (4-H, Boy Scouts, Girl Scouts)	All others
Juvenile Probation	Positive Interactions with Juvenile Probation (Academic tutoring, LifeSkills, The Council, Girls Circle and Thinking 4 Change)	Humboldt, Lander and Pershing Counties	McDermitt
City Government	Alternative Activities National Night Out	Winnemucca	All Others
	Public Transportation	Winnemucca: Pleasant Senior Center Bus, Winnemucca Cab Company, RSVP & VIP, Humboldt Net	All Others

		Lander: Senior Center Bus	
Library	Community meeting space Bookmobile Literacy Programs Youth alternative activities Information/Referral	Humboldt Book Mobile: Winnemucca, Kings River, Orovada, Paradise Valley, Grass Valley, Imlay, Kings River Ranch  Lander County served by Elko, Lander Eureka County Library System (facility and bookmobile)  Pershing County Library  McDermitt branch of Humboldt County in Community Center	
Frontier Community Coalition	Community-Wide Education Campaigns  Participation and assisting with organization of community events such as: National Night Out, Purple Up for Military, etc.	All	
County School Districts	Sports, music and art outlets, academic groups for most grades	All	
County School Districts	Specific prevention programs Social emotional learning programs	Humboldt and Pershing– Project AWARE	Lander

		Humboldt: McDermitt – PBIS Winnemucca – PBIS Sonoma Heights ES – PBIS Winnemucca Jr High - PBIS Pershing: Lovelock Elementary-PBIS Imlay – PBIS Lander: PBIS	
County School Districts	Safe and Sober Grad Nights	Winnemucca Lovelock Battle Mountain	Smaller communities
Job Connect JOIN	Workforce Training	Humboldt County	Lander and Pershing Counties
Jobs for American Graduates (JAG)  Gear Up (college opportunities)	Workforce Prep	McDermitt Combined Schools	All Others
Service Clubs	Fundraising, safe alcohol serving practices for events	Most	
Faith Based	Youth and Parent Groups Positive Social Outlets Marriage Support	All	
Food Bank/Thrift Store	Food Bank	McDermitt (for qualifying members of Fort McDermitt Paiute and Shoshone Tribe) – 1xmonth  Winnemucca – 3xweek	

		<p>Frugal Flamingo (Humboldt Volunteer Hospice) Winnemucca Food Bank and Thrift Store</p> <p>Poke N Peek (Humboldt Hospital Auxiliary)</p> <p>Battle Mountain (monthly food truck)</p>	
Senior Center	Meals and programming for senior citizens; houses Meals on Wheels	Winnemucca Lovelock Battle Mountain	