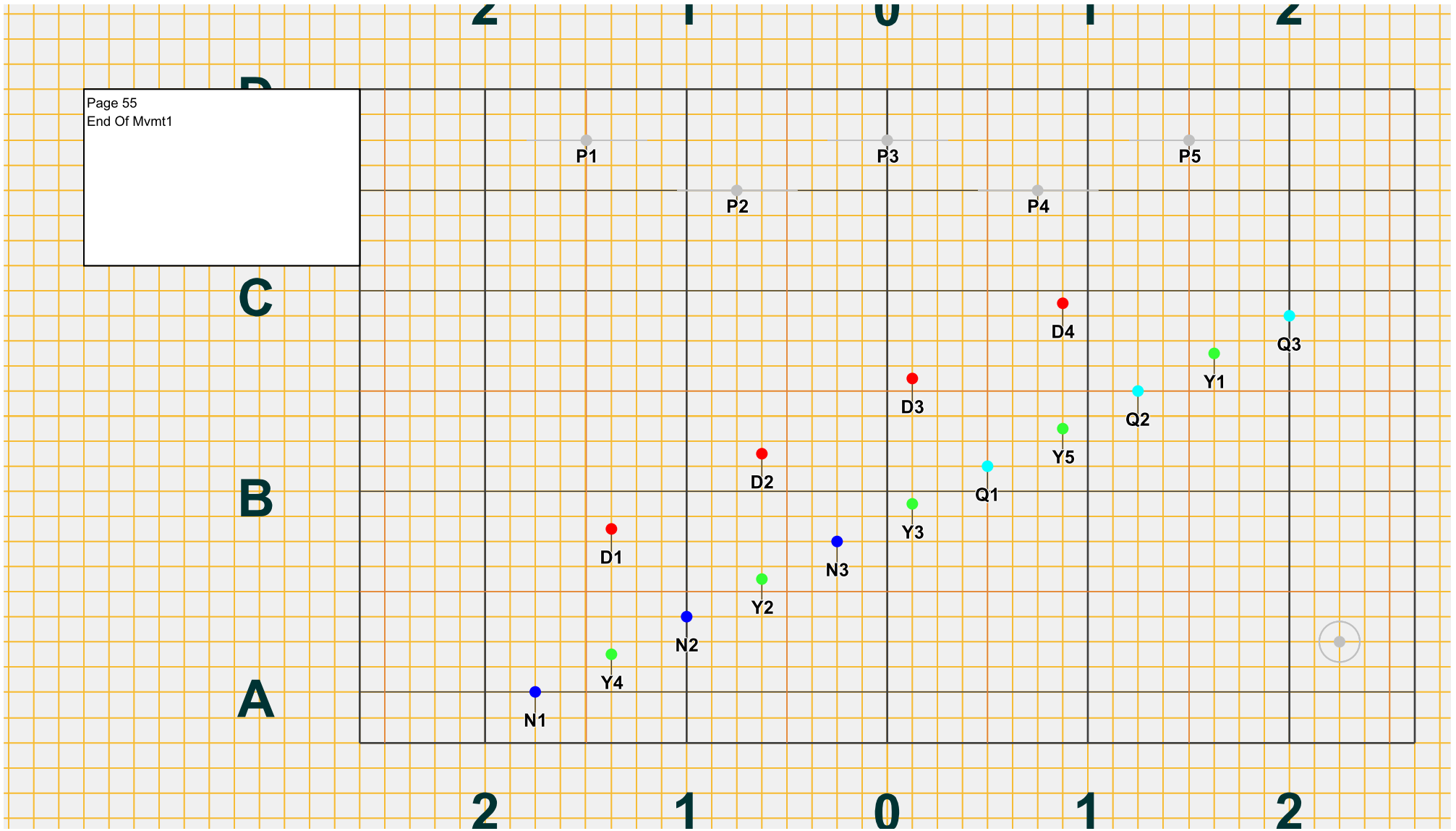


# Liberty Mvmt 2

Licensed to: Full Spectrum Drill Design  
Created on Pyware 3D.  
Printed: Sat, Jan 20, 2018 at 1:21 AM

Page 55  
End Of Mvmt1



Set #55 Counts: 0

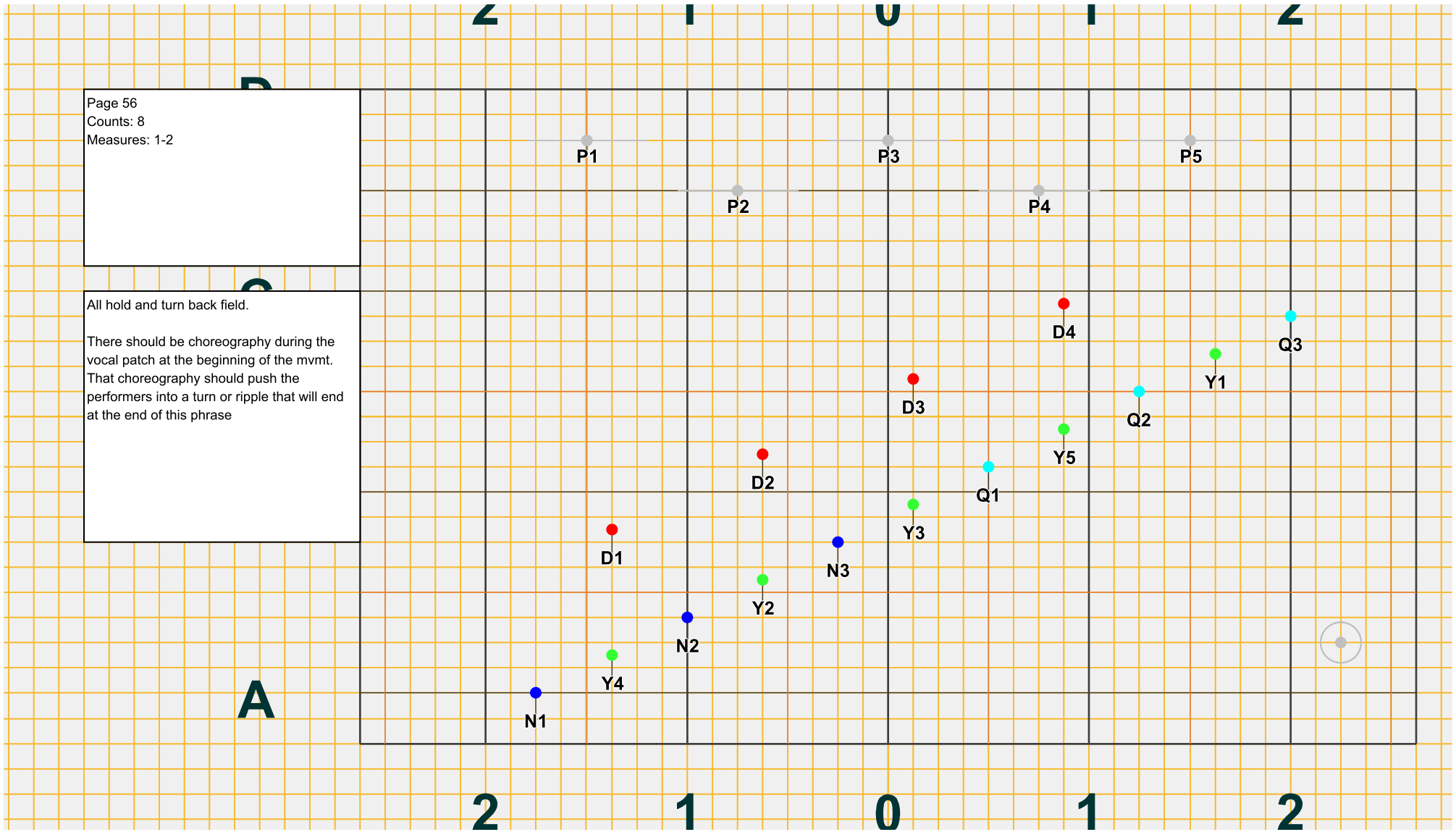
# Liberty Mvmt 2

Licensed to: Full Spectrum Drill Design  
Created on Pyware 3D.  
Printed: Sat, Jan 20, 2018 at 1:21 AM

Page 56  
Counts: 8  
Measures: 1-2

All hold and turn back field.

There should be choreography during the vocal patch at the beginning of the mvmt. That choreography should push the performers into a turn or ripple that will end at the end of this phrase



Set #56 Counts: 8 Measures: 1-2

# Liberty Mvmt 2

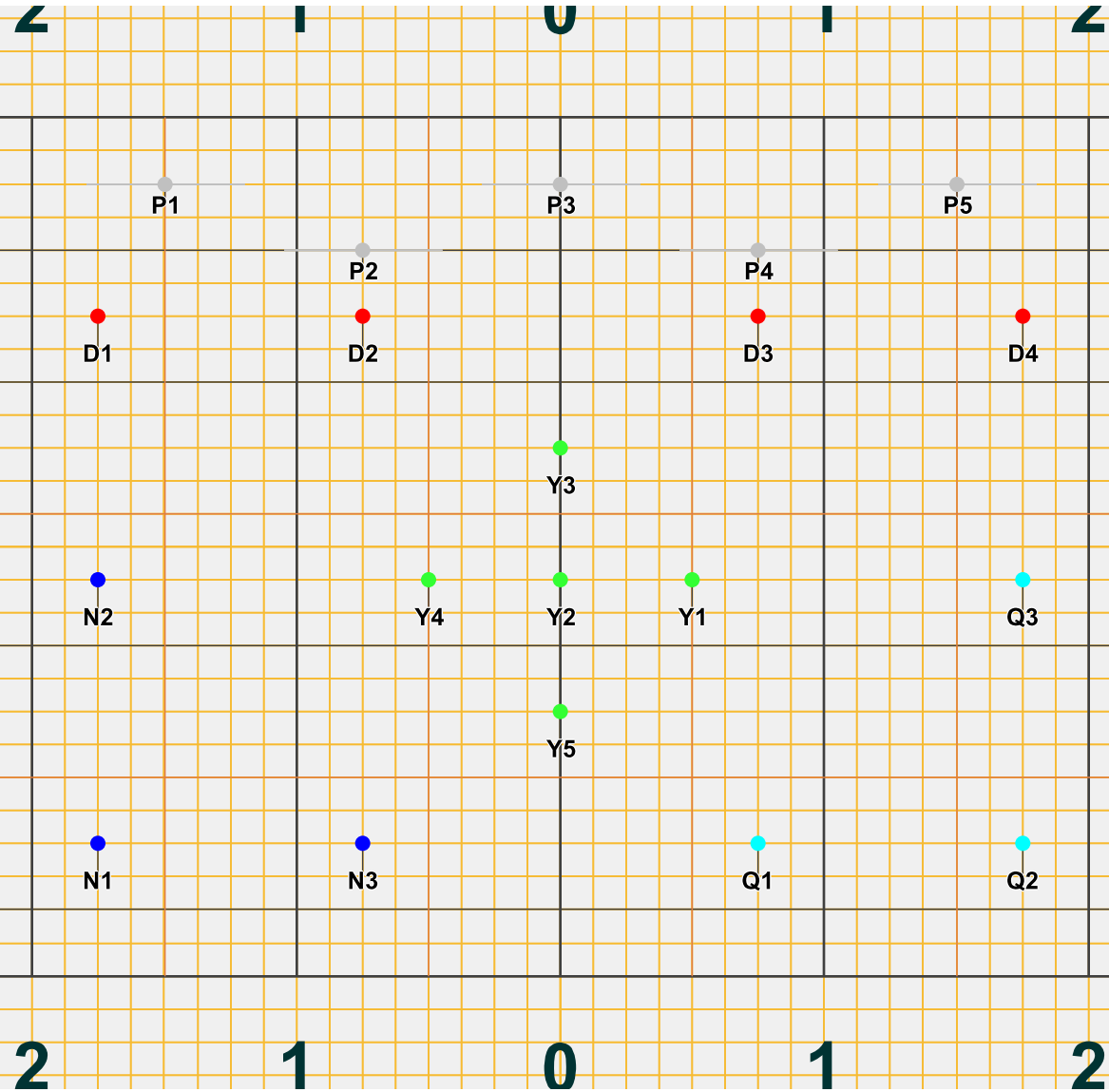
Licensed to: Full Spectrum Drill Design  
Created on Pyware 3D.  
Printed: Sat, Jan 20, 2018 at 1:21 AM

Page 57  
Counts: 8  
Measures: 3-4

All performers can move here in flutter with no timing in the feet. This form should dissolve from both ends of the diagonal.

See animation for reference.

Some performers should take a curved pathway to here to create more motion.



Director Viewpoint

Set #57 Counts: 8 Measures: 3-4

# Liberty Mvmt 2

Licensed to: Full Spectrum Drill Design  
Created on Pyware 3D.  
Printed: Sat, Jan 20, 2018 at 1:21 AM

Page 58  
Counts: 8  
Measures: 5-6

All hold - Cymbal Feature

Batterie can transition all the way to the  
parimeter on the previous phrase if desired.  
If not, they should all kneel here and begin  
a very subltle body sequence. All unison.

2

1

0

1

2

Director Viewpoint

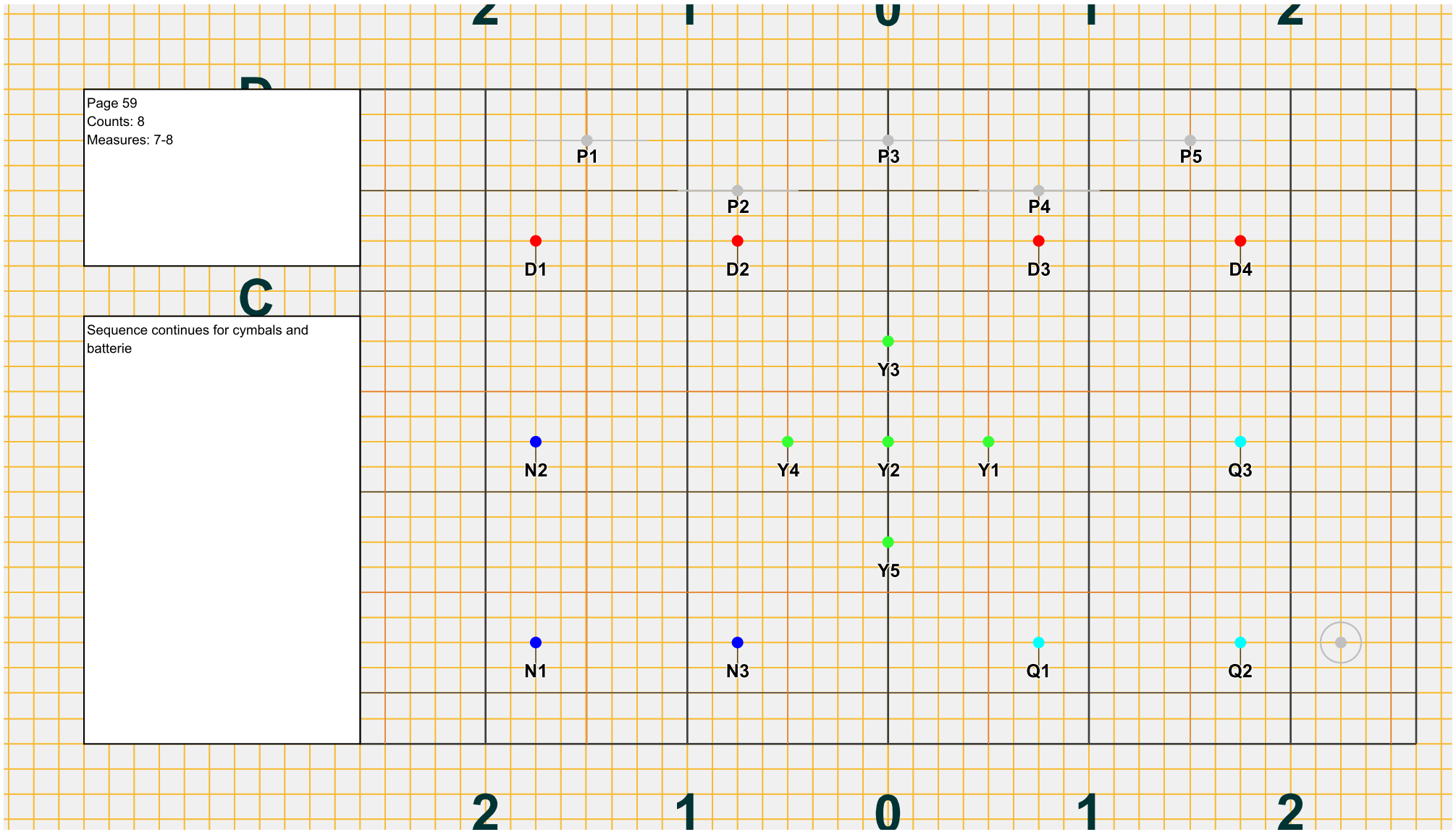
Set #58 Counts: 8 Measures: 5-6

# Liberty Mvmt 2

Licensed to: Full Spectrum Drill Design  
Created on Pyware 3D.  
Printed: Sat, Jan 20, 2018 at 1:21 AM

Page 59  
Counts: 8  
Measures: 7-8

Sequence continues for cymbals and  
batterie



Director Viewpoint

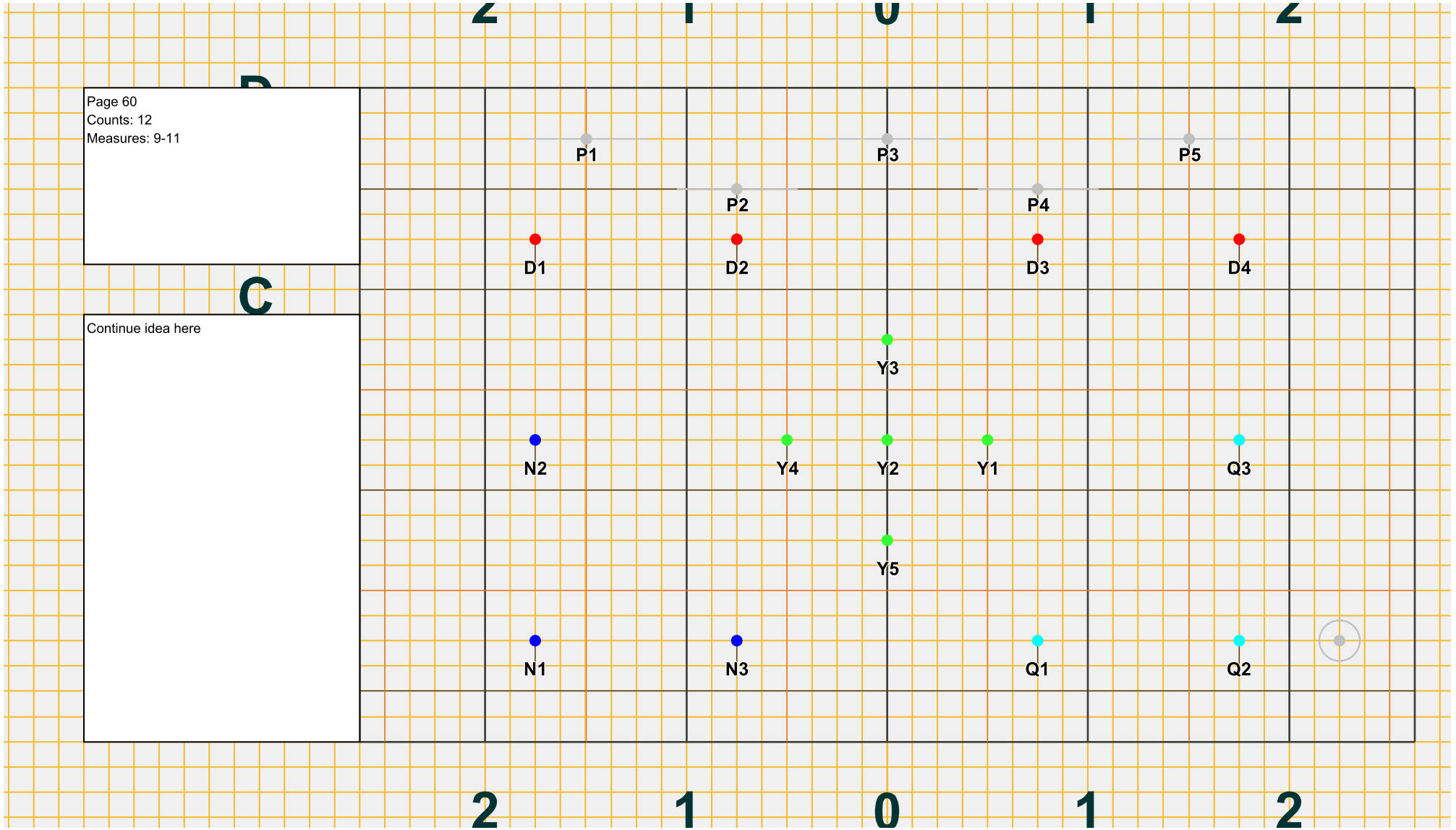
Set #59 Counts: 8 Measures: 7-8

# Liberty Mvmt 2

Licensed to: Full Spectrum Drill Design  
Created on Pyware 3D.  
Printed: Sat, Jan 20, 2018 at 1:21 AM

Page 60  
Counts: 12  
Measures: 9-11

Continue idea here



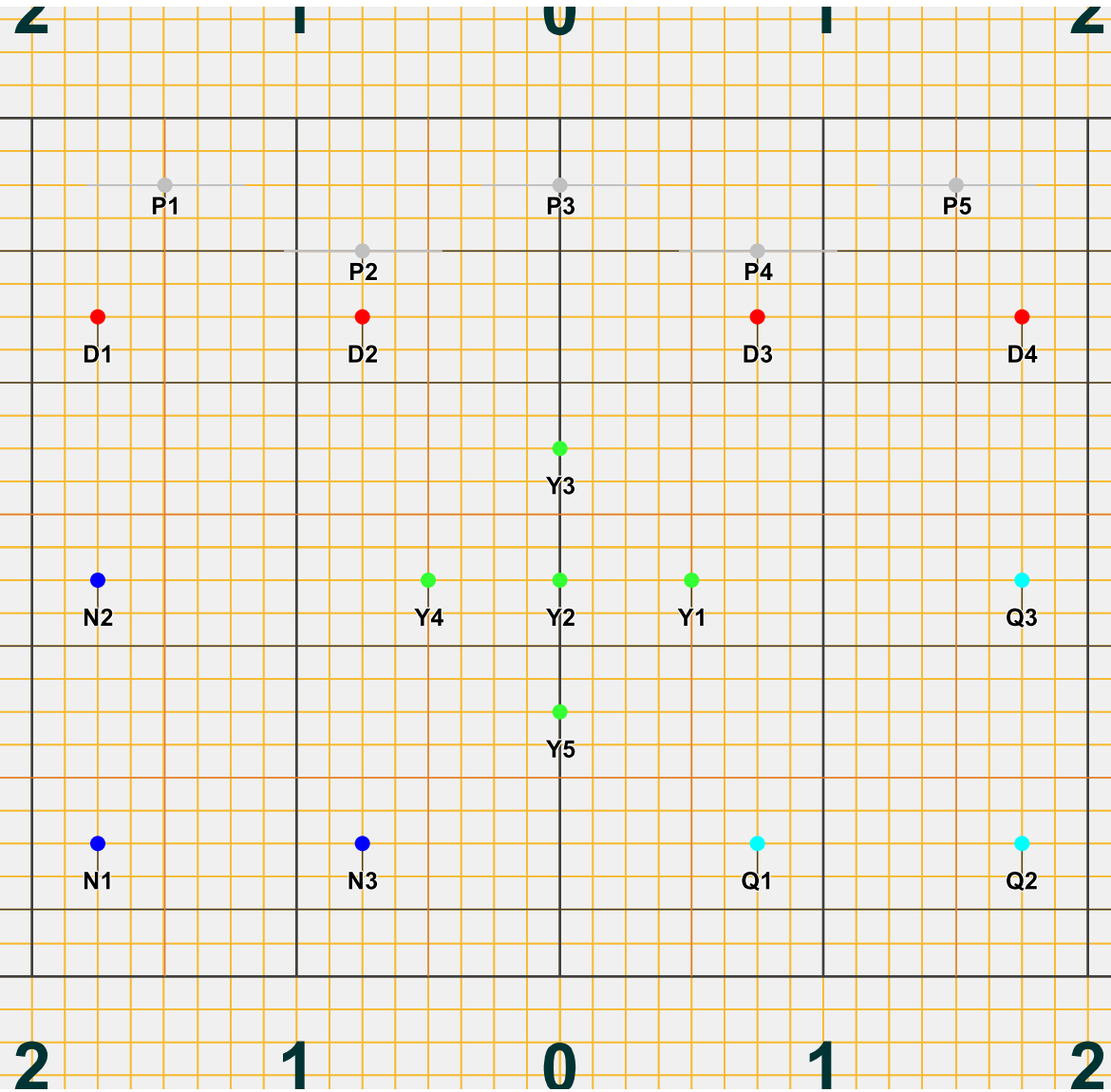
# Liberty Mvmt 2

Licensed to: Full Spectrum Drill Design  
Created on Pyware 3D.  
Printed: Sat, Jan 20, 2018 at 1:21 AM

Page 61  
Counts: 12  
Measures: 12-14

Continue idea here.

Batterie should conclude choreography  
here and prepare to stand up

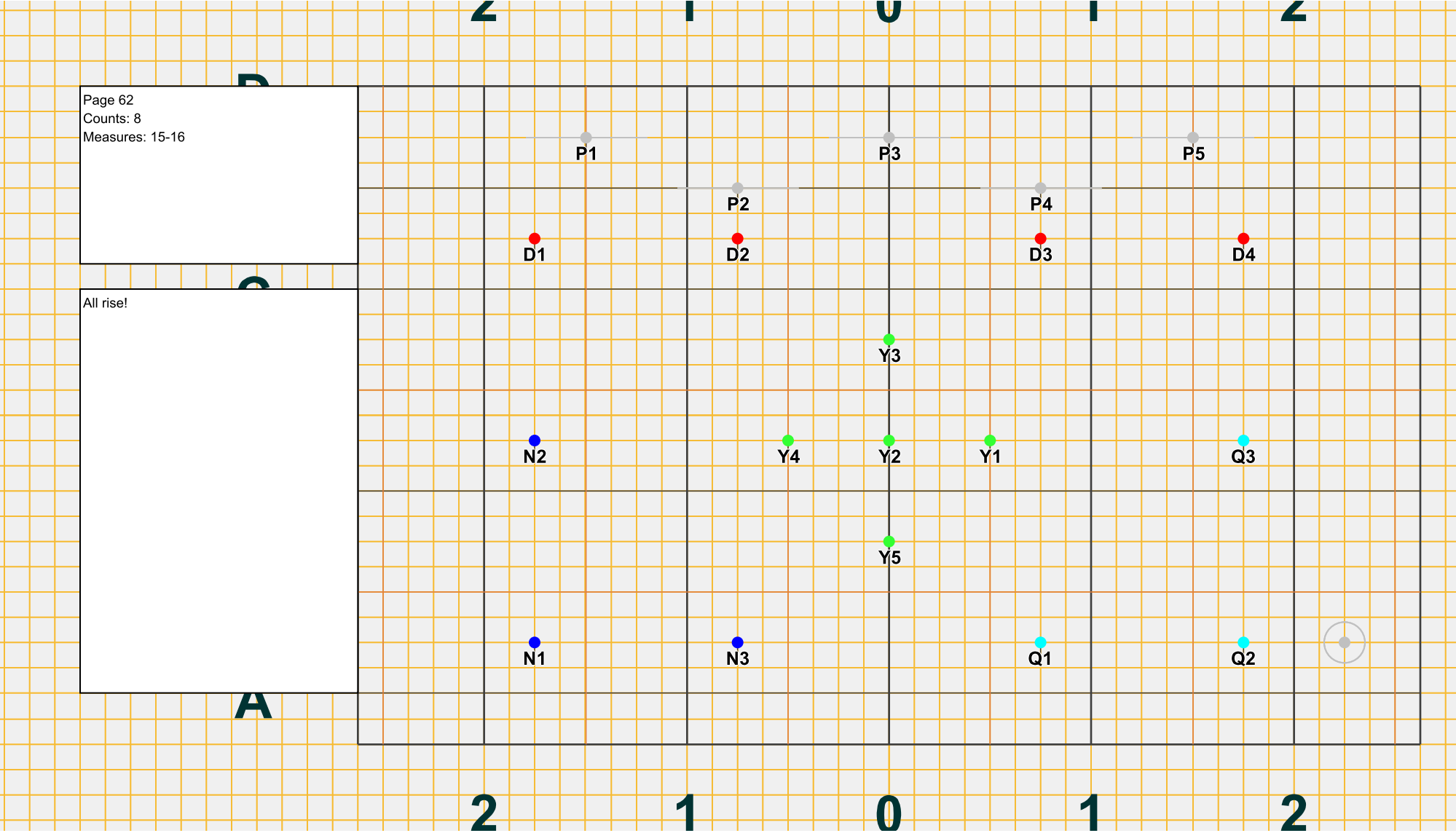


Director Viewpoint

Set #61 Counts: 12 Measures: 12-14

Liberty Mvmt 2

Licensed to: Full Spectrum Drill Design  
Created on Pyware 3D.  
Printed: Sat, Jan 20, 2018 at 1:21 AM





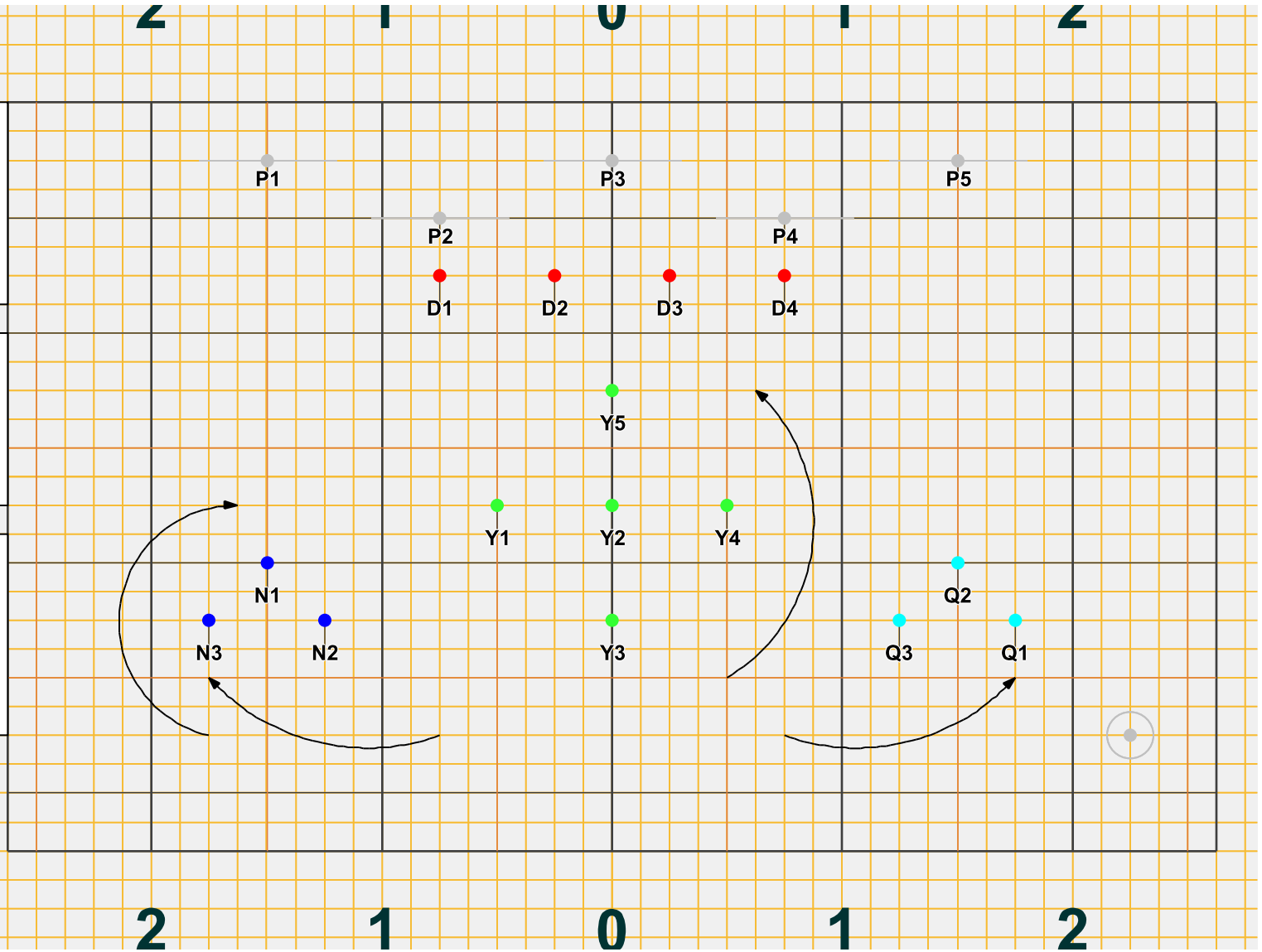
# Liberty Mvmt 2

Licensed to: Full Spectrum Drill Design  
Created on Pyware 3D.  
Printed: Sat, Jan 20, 2018 at 1:21 AM

Page 63  
Counts: 8  
Measures: 17-18

Cymbals rotate around center to this dot.  
See arrow and animation for reference.

Snares and Tenors should take curved  
pathways to this dot to create more motion.  
See animation and arrows for reference.



Director Viewpoint

Set #63 Counts: 8 Measures: 17-18

# Liberty Mvmt 2

Licensed to: Full Spectrum Drill Design  
Created on Pyware 3D.  
Printed: Sat, Jan 20, 2018 at 1:21 AM

Page 64  
Counts: 8  
Measures: 19-20

All turn to face front here. Possibly last 4  
counts to add to the musical shaping.

A

P1

P2

P3

P4

P5

D1

D2

Y4

D3

D4

N1

Y5

Y2

Y3

Q2

N3

N2

Y1

Q3

Q1

2

1

0

1

2

Director Viewpoint

Set #64 Counts: 8 Measures: 19-20

# Liberty Mvmt 2

Licensed to: Full Spectrum Drill Design  
Created on Pyware 3D.  
Printed: Sat, Jan 20, 2018 at 1:21 AM

Page 65  
Counts: 8  
Measures: 21-22

All move 4 steps in half time

A

2

1

0

1

2

P1

P2

P3

P4

P5

D1

D2

Y4

D3

D4

N1

Y5

Y2

Y3

Q2

N3

N2

Y1

Q3

Q1

Director Viewpoint

Set #65 Counts: 8 Measures: 21-22

# Liberty Mvmt 2

Licensed to: Full Spectrum Drill Design  
Created on Pyware 3D.  
Printed: Sat, Jan 20, 2018 at 1:21 AM

Page 66  
Counts: 8  
Measures: 23-24

All move 8 steps in regular time

A

2

1

0

1

2

P1

P2

P3

P4

P5

D3

D4

D2

D1

Y5

Y4

Y2

Y1

Y3

N1

N3

N2

Q3

Q1

Q2

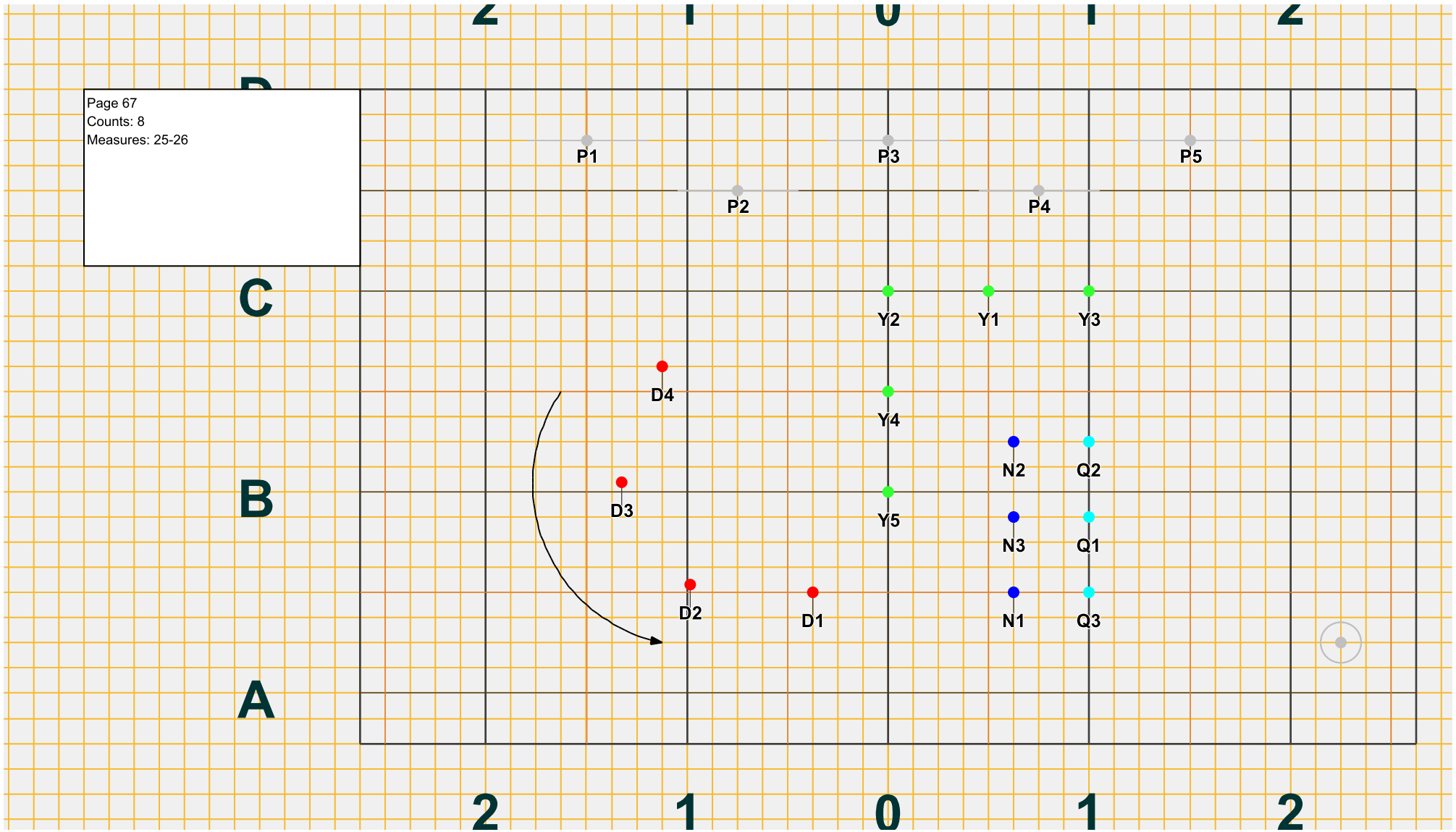
Director Viewpoint

Set #66 Counts: 8 Measures: 23-24

# Liberty Mvmt 2

Licensed to: Full Spectrum Drill Design  
Created on Pyware 3D.  
Printed: Sat, Jan 20, 2018 at 1:21 AM

Page 67  
Counts: 8  
Measures: 25-26



Set #67 Counts: 8 Measures: 25-26

Director Viewpoint

# Liberty Mvmt 2

Licensed to: Full Spectrum Drill Design  
Created on Pyware 3D.  
Printed: Sat, Jan 20, 2018 at 1:21 AM

Page 68  
Counts: 8  
Measures: 27-28

C

B

A

P1

P2

P3

P4

P5

Y2

Y1

Y3

Y4

Y5

D4

D3

Q2

Q1

Q3

D2

D1

N2

N3

N1

2

1

0

1

2

Director Viewpoint

Set #68 Counts: 8 Measures: 27-28

# Liberty Mvmt 2

Licensed to: Full Spectrum Drill Design  
Created on Pyware 3D.  
Printed: Sat, Jan 20, 2018 at 1:21 AM

Page 69  
Counts: 8  
Measures: 29-30

Bass, Tenors, Snare, move 4 steps in half time.

D

C

A

P1

P2

P3

P4

P5

Y3

Y1

Y2

Y5

Y4

D4

D3

Q2

Q1

Q3

D2

D1

N2

N3

N1

Director Viewpoint

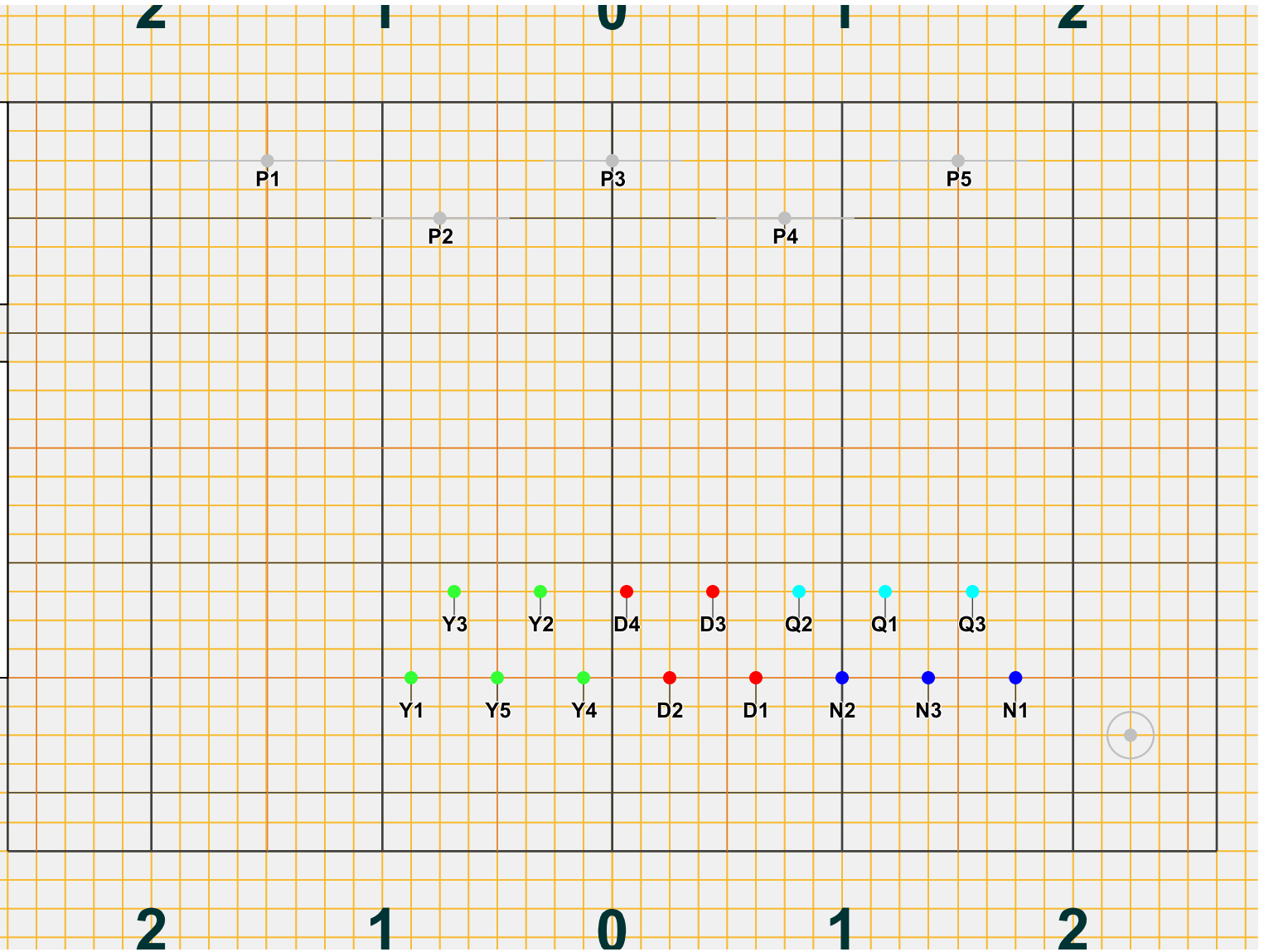
Set #69 Counts: 8 Measures: 29-30

# Liberty Mvmt 2

Licensed to: Full Spectrum Drill Design  
Created on Pyware 3D.  
Printed: Sat, Jan 20, 2018 at 1:21 AM

Page 70  
Counts: 8  
Measures: 31-32

Bass, Tenors, and Snare continue 4 steps  
in half time.



Director Viewpoint

Set #70 Counts: 8 Measures: 31-32

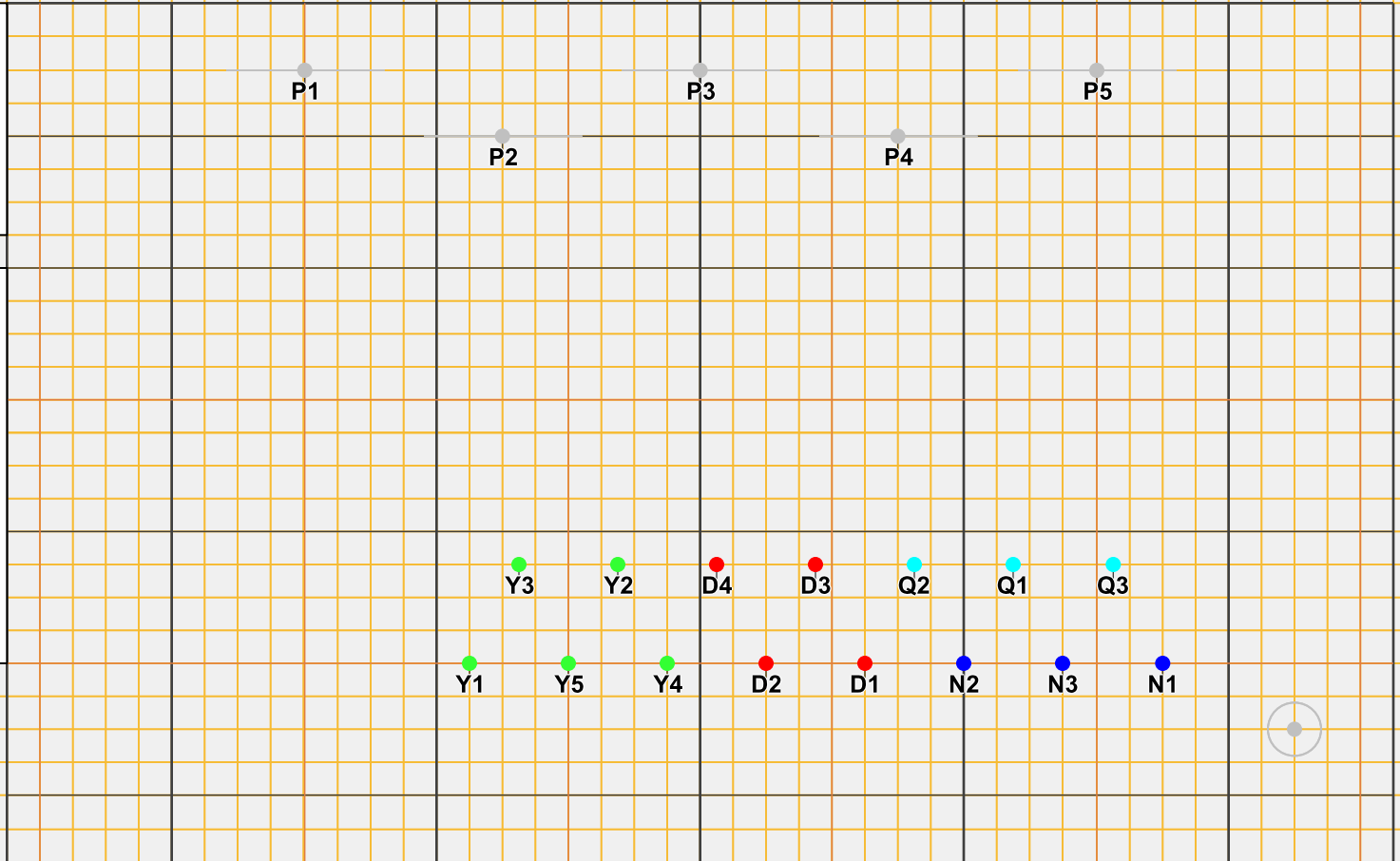


# Liberty Mvmt 2

Licensed to: Full Spectrum Drill Design  
Created on Pyware 3D.  
Printed: Sat, Jan 20, 2018 at 1:21 AM

Page 71  
Counts: 8  
Measures: 33-34

All hold



Director Viewpoint

Set #71 Counts: 8 Measures: 33-34

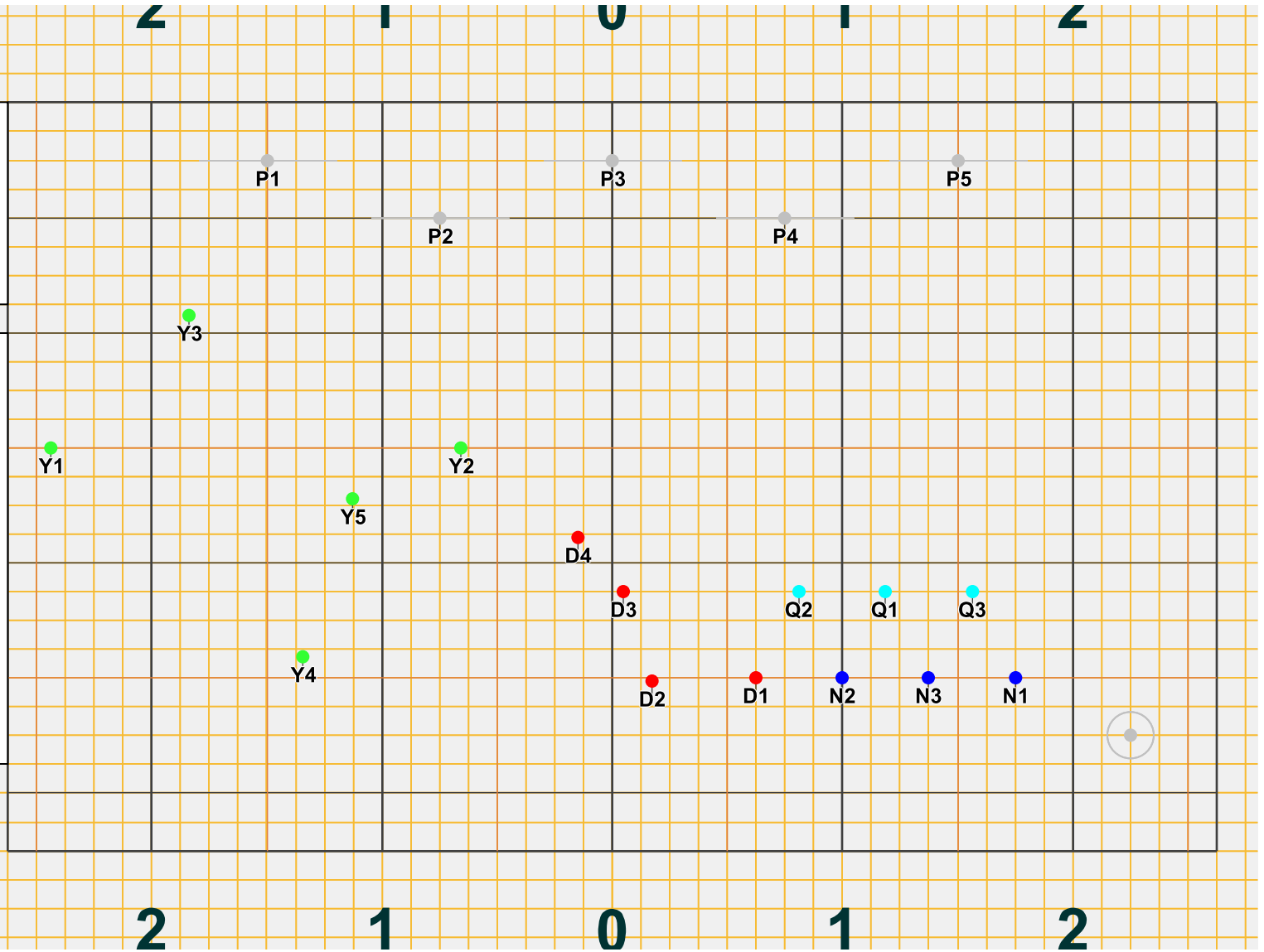
# Liberty Mvmt 2

Licensed to: Full Spectrum Drill Design  
Created on Pyware 3D.  
Printed: Sat, Jan 20, 2018 at 1:21 AM

Page 72  
Counts: 8  
Measures: 35-36

Everyone should start dissolving here from side 1. Performers should leave every count and take 6 counts to arrive at their dot on page 73.

This should be a flutter out of time.



Director Viewpoint

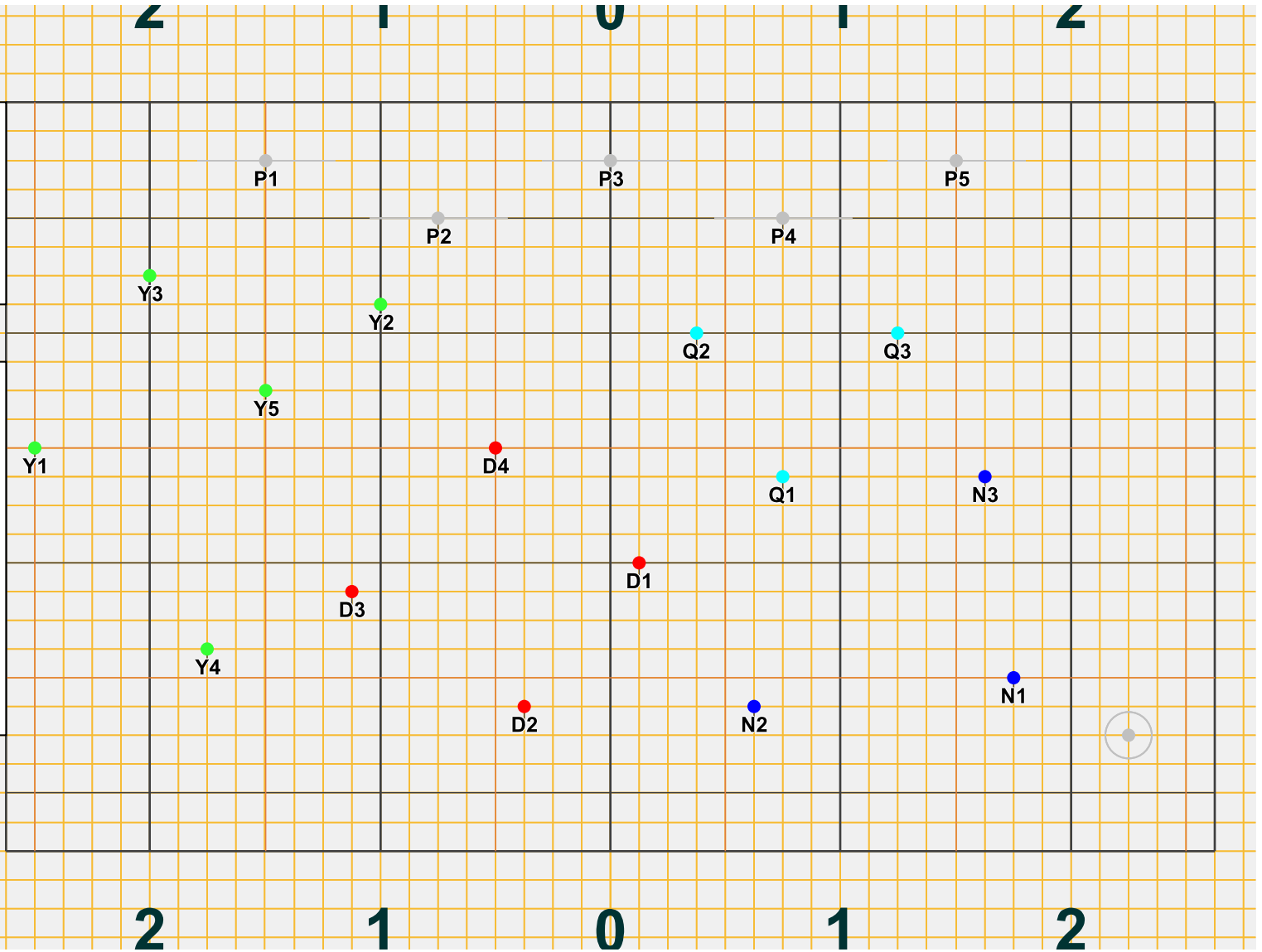
Set #72 Counts: 8 Measures: 35-36

# Liberty Mvmt 2

Licensed to: Full Spectrum Drill Design  
Created on Pyware 3D.  
Printed: Sat, Jan 20, 2018 at 1:21 AM

Page 73  
Counts: 12  
Measures: 37-39

Continue dissolve sequence to arrive here.  
N1 should remain in same spot, starring at the totem.



Director Viewpoint

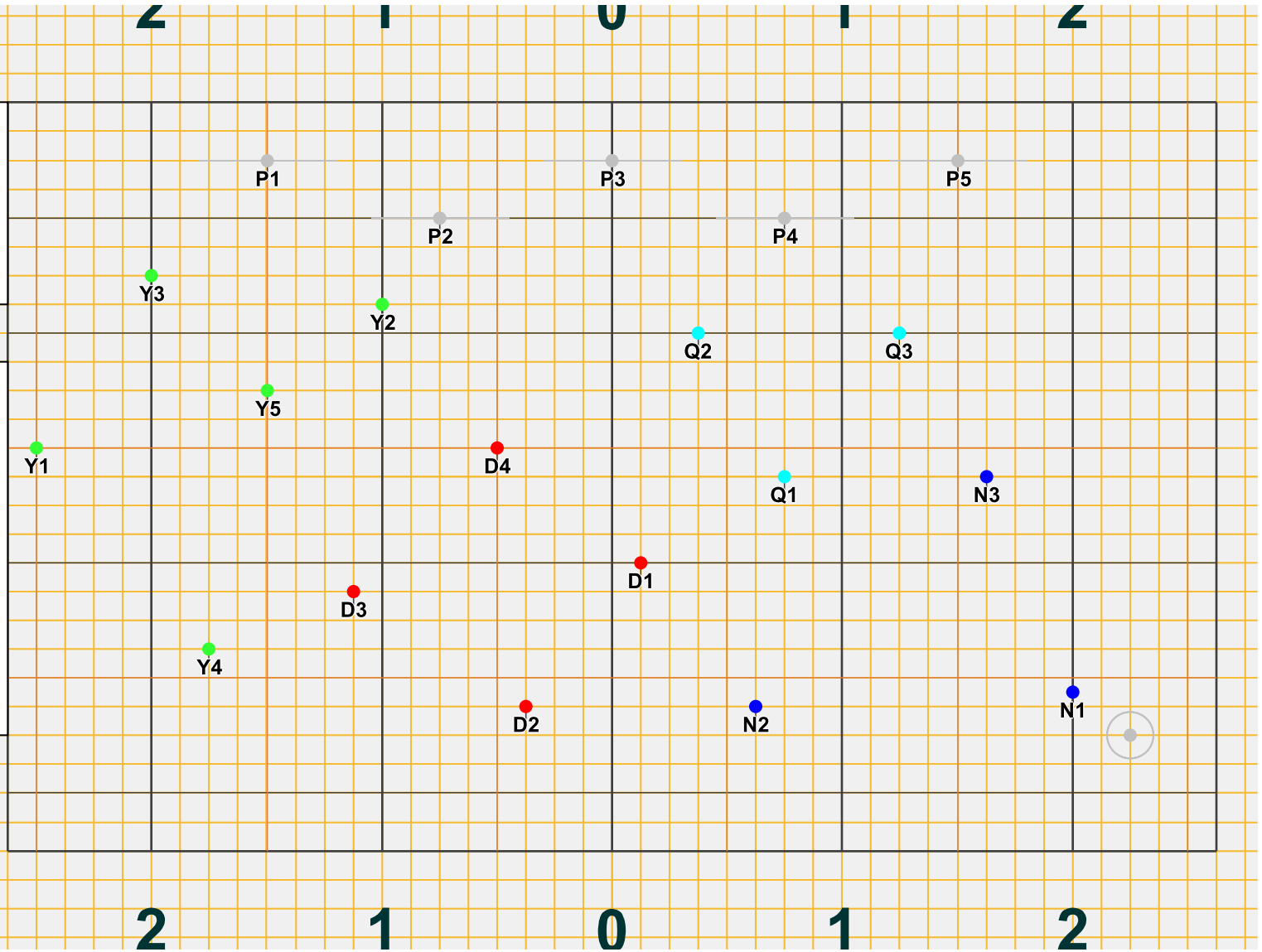
Set #73 Counts: 12 Measures: 37-39

# Liberty Mvmt 2

Licensed to: Full Spectrum Drill Design  
Created on Pyware 3D.  
Printed: Sat, Jan 20, 2018 at 1:21 AM

Page 74  
Counts: 12  
Measures: 40-42

N1 should approach the totem here. This should be a solemn moment. Almost funeral like as if they are paying their respects.



Director Viewpoint

Set #74 Counts: 12 Measures: 40-42