



BARCLAY

Bathtubs 2022



The image shows a minimalist bathroom with a dark, textured stone wall. Two geometric, cage-like pendant lights hang from the ceiling, casting a warm glow. In the foreground, a white, curved freestanding bathtub is visible, with a modern faucet and handles. To the left, a black metal towel rack holds a few towels. The floor is made of large, light-colored tiles.

The **BARCLAY** Guarantee

We are proud of the brand and products we sell, and we stand behind them 100%. We are committed to offering the right design elements, required performance specs, competitive pricing and unsurpassed customer service.



Barclay Products can trace its history back to 1933 when it was Sterline Showers Company. Its primary products were Converto showers that enabled consumers with claw foot tubs to take showers, as well as soaking baths. In 1974 the company was transformed into an innovative decorative bath supplier with elegant designer products from around the world joining their domestic portfolio. To reflect their new direction, Sterline Showers became Barclay Products Limited in 1982.

An International Focus on Bath Decor

Since the 1980s, the Barclay management team has focused on securing quality products and concepts from around the world that fit into the lifestyles of North American consumers. The list of countries the team has visited in search of uniquely styled bath products reads like the index to a world atlas – including Argentina, Brazil, Canada, Chile, China, Denmark, Dubai, Ecuador, Germany, India, Indonesia, Italy, Korea, Mexico, Portugal, Taiwan, Thailand, Turkey, United Kingdom, and of course, the United States.

Today, Barclay's modern 100,000 square-foot warehouse stocks more than 500 different styles of bathtubs, unique sinks (including wall-hung, pedestal, corner, farm-style, designer kitchen, etc.), pivoting drains, faucets, high-tank toilets, and our original product, Converto showers!

Table of Contents



Cast Iron	Pg. 5
Acrylic	Pg. 40
Resin	Pg. 127
Copper.	Pg. 138

Soaker Tubs

pgs. 5-149

Cast Iron Tubs, Acrylic Tubs,
Resin Tubs and Copper
Tubs




Shower Rods	Pg. 198
Convertos	Pg. 210
Parts	Pg. 223

Shower Rods

pgs. 198-230

Shower Rods, Code Shower
Units, Converto Shower
Units, Parts and Accessories



Fillers	Pg. 150
Supplies	Pg. 186
Drains	Pg. 188
Bath Parts	Pg. 193

Fillers and Supplies

pgs. 150-197

Faucets, Fillers, Hand-Held
Showers, Supplies, Tub
Drains, Parts and Accessories



Shower Heads	Pg. 231
Shower Arms	Pg. 234
Bath Caddies	Pg. 238
Shower Seats.	Pg. 240
Towel Racks	Pg. 248

Bath Accessories

pgs. 231-249

Bath Caddies, Shower Heads,
Shower Seats, Shower Stools
and towel racks



Chapal in Black Copper Finish

Tub Freight Program	4
Index by Part Number.....	250
Terms and Conditions.....	268
Warranty.....	268

Shown on cover is our Conrad CTRN60B
Shown on inside cover is our Onita ATOV7H67AIG

All products meet or exceed ASME A112.19.2.2018
and CSA B45.1-2018

Barclay's freestanding tub collection continues to impress as we add more styles and options. New options include air massage, tub insulation, integral overflow/drains, exclusive "extra wide" models and, of course, custom painting.

Choose a vibrant color from the Sherwin Williams palette of Protective Marine Coatings to make your tub truly unique. Black and bisque are also available color options.

Barclay will paint the outside of any cast iron, resin or acrylic tub "to order" from the color choices listed below. These tubs are "special order" and non-returnable.



Piper in Black

Extra Paint Charge (inside of tub is always white):

Bisque Paint	\$160
Black Paint	\$160
Flat Black Paint	\$160
Designer Color	\$302

View the Sherwin Williams Protective Marine Palette at:

<http://panelbuilt.com/wp-content/uploads/Welded-Booth-Colors.pdf>



Comfort



Barclay always keeps comfort in mind. Our collection includes several models with extra width to allow for a comfortable soak.

Our acrylic selection offers two round soaking tubs, the 59" Wilshire and 61" Yarborough, as well as Piper and Vaughn which feature a generous width of 45-3/8".

In cast iron we offer the Wakely Wide with a width of 32", an increase of 5" over our standard Wakely.

Barclay strives to deliver the quality and comfort to which our customers have grown accustomed.



The integrated drain/overflow has revolutionized the freestanding tub industry. The subtle overflow slot is an attractive alternative for the modern bathtub styles. A flexible drain tube runs invisibly between the tub walls eliminating the cost, installation time and space required by a conventional waste/overflow unit outside the tub. Drains and decorative covers for both drain and overflow slot are included with the tub. Paired with our Easy Install Tub Rough-In Kit, installing your tub is easier than it has ever been.

Barclay is continually adding more models available with the integrated drain/overflow option.



Picture Gallery - Mystique



Special by design



Picture Gallery - Nyoko



Special by design



Air Jet Massage

You can experience the luxury of heated air jet massage in your own home with our air massage option for acrylic, copper or resin tubs. Relax and feel the stress of the day evaporate as pre-warmed air surges through 16 strategically placed jets, surrounding your body with air bubbles to massage aching muscles and stimulate your circulatory system. Control the intensity of your massage with the water tight, ergonomically shaped remote.

No need to worry about maintenance as backflow preventors and an automatic system purge make this system virtually maintenance free. An automatic shut down after 20 minutes ensures your safety.




Watch for the air bubble icon to signify compatible tubs.



AIR KIT 1
AIR KIT 2

Air Massage with White Jets \$2,774
Air Massage with Black Jets \$2,774



- A** AIR JET - Bottom air jets for maximum bubble action.
- B** BLOWER - The heart of the massage system.
- C** MANIFOLD - Double backflow security prevention device.
- D** FLEXIBLE PVS HOSING - IAPMO certified.
- E** MAIN AIR INTAKE HOSE - High temperature and pressure resistant.

Our air massage system is manufactured in Canada using the latest technology to ensure your comfort and safety.

- ▶ Powered by 750 watt motor
- ▶ Air pre-heated by 300 watt heater
- ▶ System operates on 120V
- ▶ Air jets are solid brass with 24 air holes each
- ▶ Air jets are available with either white or black caps
- ▶ No water flows through hoses, eliminating the danger of stagnant water collection
- ▶ Automatic purge dries jets after each use
- ▶ Not available for cast iron tubs or tubs with feet
- ▶ Tubs with air massage installed are non-returnable

Barclay Soaker Tub Freight Program



Special Acrylic Tub Freight Program

\$200 Flat delivery charge for 1 tub

\$100 Flat delivery charge for each tub when you purchase 3

FREE freight when you purchase 6 tubs

**All acrylic tubs must ship together to the same commercial destination to qualify for
\$100 Special Delivery Charge or Free Freight.**

Above rates apply to any tub purchased from Barclay Products to ship to any commercial destination in the **Continental United States.***

PLUS . . . Purchase the coordinating tub filler, supplies, shower rod and drain when you purchase your tub and they ride for free with the tub.

**Alaska and Hawaii are excluded.*

Cast Iron Tubs



L 48"

W 30"

H 21 $\frac{7}{8}$ " (from floor to top of tub)17 $\frac{3}{4}$ " (from bottom of tub to top of tub)**Abbey 48" Cast Iron Roll Top Tub**

- Inside finish: white enamel
- Overflow
- Ball and claw feet are cast iron
- End drain

Gallon capacity: 29 • Shipping weight: 413 lbs.
Empty weight: 233 lbs. • Filled weight: 484 lbs.

All CTRH tubs have 3 $\frac{3}{8}$ " centers in tub wall.

All CTRN tubs have no faucet holes with continuous rolled rim.

White feet are cast iron with white powder coat.

Color	Product Number	Feet Finish	Price
WH	CTRH49C-WH-PB	Polished brass	\$2,332
WH	CTRH49C-WH-CP	Polished chrome	\$2,311
WH	CTRH49C-WH-WH	Painted white	\$2,332
WH	CTRH49C-WH-PN	Polished nickel	\$2,311
WH	CTRH49C-WH-BN	Brushed nickel	\$2,332
WH	CTRH49C-WH-ORB	Oil rubbed bronze	\$2,332
WH	CTRN49C-WH-PB	Polished brass	\$2,332
WH	CTRN49C-WH-CP	Polished chrome	\$2,311
WH	CTRN49C-WH-WH	Painted white	\$2,332
WH	CTRN49C-WH-PN	Polished nickel	\$2,311
WH	CTRN49C-WH-BN	Brushed nickel	\$2,332
WH	CTRN49C-WH-ORB	Oil rubbed bronze	\$2,332

Schedule B

The following is recommended for CTRH49C tubs with faucet holes:

- Tub wall-mounted faucets or hand-held showers part **#4022, 4025 or 4035**
- Tub wall-mounted faucets for use with risers: part **#4001, 4013, 4023, 4030 or 4031**
- Double offset bath supplies: part **#5576**
- Leg tub drain: part **#5599**

The following is recommended for CTRN49C tubs without faucet holes:

- Faucet: part **#4602, 4604 or 7082**
- Rigid, freestanding supplies: part **#4502**
- Leg tub drain: part **#5599**

Note: Oil Rubbed Bronze feet may not match perfectly with fillers, supplies and drains.

Bathtubs now ship with the feet attached and leveled.
Bathtubs are thoroughly inspected before being shipped.

Color Code **WH** White

Soakers

Cast iron, acrylic, copper and resin bathtubs

Cast Iron Tubs



L 48"

W 30"

H 21 $\frac{1}{8}$ " (from floor to top of tub)

17 $\frac{3}{4}$ " (from bottom of tub to top of tub)

Addison 48" Cast Iron Roll Top Tub

- Inside finish: white enamel
- Overflow
- Ball and claw feet are cast iron
- End drain

Gallon capacity: 29 • Shipping weight: 413 lbs.
Empty weight: 233 lbs. • Filled weight: 484 lbs.

All CTRH tubs have 3 $\frac{3}{8}$ " centers in tub wall.

All CTRN tubs have no faucet holes with continuous rolled rim.

White feet are cast iron with white powder coat.

Color	Product Number	Feet Finish	Price
WH	CTRH49-WH-PB	Polished brass	\$2,332
WH	CTRH49-WH-CP	Polished chrome	\$2,311
WH	CTRH49-WH-WH	Painted white	\$2,332
WH	CTRH49-WH-PN	Polished nickel	\$2,311
WH	CTRH49-WH-BN	Brushed nickel	\$2,332
WH	CTRH49-WH-ORB	Oil rubbed bronze	\$2,332
WH	CTRN49-WH-PB	Polished brass	\$2,332
WH	CTRN49-WH-CP	Polished chrome	\$2,311
WH	CTRN49-WH-WH	Painted white	\$2,332
WH	CTRN49-WH-PN	Polished nickel	\$2,311
WH	CTRN49-WH-BN	Brushed nickel	\$2,332
WH	CTRN49-WH-ORB	Oil rubbed bronze	\$2,332

Schedule B

The following is recommended for CTRH49 tubs with faucet holes:

- Tub wall-mounted faucets or hand-held showers part **#4022, 4025 or 4035**
- Tub wall-mounted faucets for use with risers: part **#4001, 4013, 4023, 4030 or 4031**
- Double offset bath supplies: part **#5576**
- Leg tub drain: part **#5599**

The following is recommended for CTRN49 tubs without faucet holes:

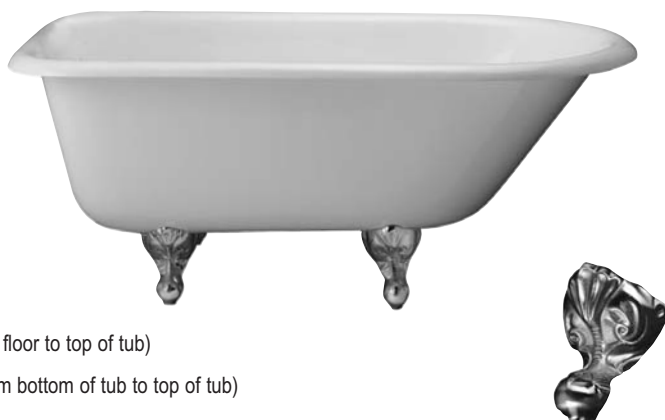
- Faucet: part **#4602, 4604 or 7082**
- Rigid, freestanding supplies: part **#4502**
- Leg tub drain: part **#5599**

Note: Oil Rubbed Bronze feet may not match perfectly with fillers, supplies and drains.

Bathtubs now ship with the feet attached and leveled.
Bathtubs are thoroughly inspected before being shipped.

Color Code **WH** White

Cast Iron Tubs



L 54"

W 30 $\frac{3}{8}$ "

H 24" (from floor to top of tub)

19 $\frac{1}{4}$ " (from bottom of tub to top of tub)

Antonio 54" Cast Iron Roll Top Tub

- Inside finish: white enamel
- End drain
- Overflow
- Ball and claw feet are cast iron
- Continuous rolled rim

Gallon capacity: 36 • Shipping weight: 475 lbs.
Empty weight: 247 lbs. • Filled weight: 547 lbs.

All CTRH tubs have 3 $\frac{3}{8}$ " centers in tub wall.
All CTRN tubs have no faucet holes.

Color	Product Number	Feet Finish	Price
WH	CTRH54-WH-UF	Unfinished	\$2,222
WH	CTRH54-WH-BL	Painted black	\$2,267
WH	CTRH54-WH-BQ	Painted bisque	\$2,287
WH	CTRH54-WH-PB	Polished brass	\$2,267
WH	CTRH54-WH-CP	Polished chrome	\$2,246
WH	CTRH54-WH-WH	Painted white	\$2,267
WH	CTRH54-WH-PN	Polished nickel	\$2,246
WH	CTRH54-WH-SN	Brushed nickel	\$2,267
WH	CTRH54-WH-ORB	Oil rubbed bronze	\$2,267
WH	CTRN54-WH-UF	Unfinished	\$2,222
WH	CTRN54-WH-BL	Painted black	\$2,267
WH	CTRN54-WH-BQ	Painted bisque	\$2,287
WH	CTRN54-WH-PB	Polished brass	\$2,267
WH	CTRN54-WH-CP	Polished chrome	\$2,246
WH	CTRN54-WH-WH	Painted white	\$2,267
WH	CTRN54-WH-PN	Polished nickel	\$2,246
WH	CTRN54-WH-SN	Brushed nickel	\$2,267
WH	CTRN54-WH-ORB	Oil rubbed bronze	\$2,267

Schedule B

The following is recommended for CTRH54 tubs with faucet holes:

- Tub wall-mounted faucets or hand-held showers part #4022, 4025 or 4035
- Tub wall-mounted faucets for use with risers: part #4001, 4013, 4023, 4030 or 4031
- Double offset bath supplies: part #5576
- Leg tub drain: part #5599
- Complete shower unit: part #4124 or 4143

The following is recommended for CTRN54 tubs without faucet holes:

- Faucet: part #4602, 4604 or 7082
- Rigid, freestanding supplies: part #4502
- Leg tub drain: part #5599

Note: Oil Rubbed Bronze feet may not match perfectly with fillers, supplies and drains.

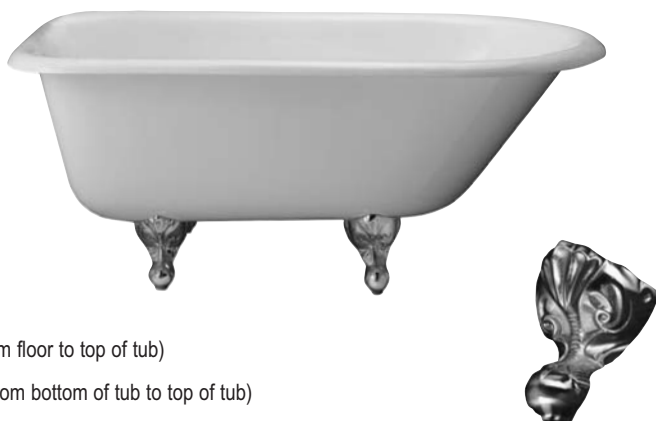
Color Code **WH** White

Bathtubs now ship with the feet attached and leveled.
Bathtubs are thoroughly inspected before being shipped.

Soakers

Cast iron, acrylic, copper and resin bathtubs

Cast Iron Tubs



L 55½"

W 30"

H 25" (from floor to top of tub)

16½" (from bottom of tub to top of tub)

Color	Product Number	Feet Finish	Price
WH	CTR7H54-WH-BQ	Painted bisque	\$2,484
WH	CTR7H54-WH-BL	Painted black	\$2,464
WH	CTR7H54-WH-PB	Polished brass	\$2,464
WH	CTR7H54-WH-CP	Polished chrome	\$2,444
WH	CTR7H54-WH-WH	Painted white	\$2,464
WH	CTR7H54-WH-BN	Brushed nickel	\$2,464
WH	CTR7H54-WH-ORB	Oil rubbed bronze	\$2,464
WH	CTR7H54-WH-UF	Unfinished	\$2,419

Schedule B

Note: Oil Rubbed Bronze feet may not match perfectly with fillers, supplies and drains.

Aristo 55" Cast Iron Roll Top Tub

- Inside finish: white enamel
- Overflow
- Ball and claw feet are cast iron
- End drain

Gallon capacity: 41 • Shipping weight: 434 lbs.
Empty weight: 247 lbs. • Filled weight: 589 lbs.

All CTR7H54 tubs have 7" centers in tub deck.
White feet are cast iron with white powder coat.



The following is recommended CTR7H54 tubs with deck holes:

- Rim-mounted faucet: part #4601
- Straight bath supplies: part #5577
- Leg tub drain: part #5599
- Complete shower unit: part #4045, 4062 or 4063

Bathtubs now ship with the feet attached and leveled.
Bathtubs are thoroughly inspected before being shipped.

Color Code **WH** White

Cast Iron Tubs



L 67"

W 31"

H 24¾" (from floor to top of tub)

Color	Product Number	Feet Finish	Price
WH	CTSQH67-WH	Wooden block	\$3,400
WH	CTSQN67-WH	Wooden block	\$3,400

Schedule B

CTSQN67 tubs can have 8" deck holes drilled upon request. Tubs that have been drilled with 8" deck holes are "special order" and are not returnable.

Athens 67" Cast Iron Tub

- Inside finish: white enamel
- Overflow
- Non-skid strips
- Wooden block feet
- Center drain

Gallon capacity: 55 • Shipping weight: 560 lbs.
Empty weight: 360 lbs. • Filled weight: 785 lbs.

CTSQH67 tub has 7" centers in tub deck.
CTSQN67 tub has no faucet holes.

The following is recommended for CTSQH67 tubs with deck holes:

- Rim-mounted faucet: part #4601 or 4025
- Straight bath supplies, part #5577
- Leg tub drain: part #5599

The following is recommended for CTSQN67 tubs without faucet holes:

- Faucet: part #4602, 4604 or 7082
- Rigid, freestanding supplies: part #4502
- Leg tub drain: part #5599

Bathtubs now ship with the feet attached and leveled.
Bathtubs are thoroughly inspected before being shipped.

Color Code WH White

Soakers

Cast iron, acrylic, copper and resin bathtubs

Cast Iron Tubs



L 57"

W 30½"

H 22¾" (from floor to top of tub)



Color	Product Number	Feet Finish	Price
WH	CTRH58-WH-PB	Polished brass	\$2,519
WH	CTRH58-WH-CP	Polished chrome	\$2,500
WH	CTRH58-WH-WH	Painted white	\$2,519
WH	CTRH58-WH-BN	Brushed nickel	\$2,519
WH	CTRH58-WH-ORB	Oil rubbed bronze	\$2,519
WH	CTR7H58-WH-PB	Polished brass	\$2,519
WH	CTR7H58-WH-CP	Polished chrome	\$2,500
WH	CTR7H58-WH-WH	Painted white	\$2,519
WH	CTR7H58-WH-BN	Brushed nickel	\$2,519
WH	CTR7H58-WH-ORB	Oil rubbed bronze	\$2,519
WH	CTRN58-WH-PB	Polished brass	\$2,519
WH	CTRN58-WH-CP	Polished chrome	\$2,500
WH	CTRN58-WH-WH	Painted white	\$2,519
WH	CTRN58-WH-BN	Brushed nickel	\$2,519
WH	CTRN58-WH-ORB	Oil rubbed bronze	\$2,519

Schedule B

Note: Oil Rubbed Bronze feet may not match perfectly with fillers, supplies and drains.

Ballard 57" Cast Iron Roll Top Tub

- Inside finish: white enamel
- Overflow
- Ball and claw feet are cast iron
- End drain

Gallon capacity: 34 • Shipping weight: 356 lbs.
Empty weight: 246 lbs. • Filled weight: 530 lbs.

All CTRH58 tubs have 3¾" centers in tub wall.
All CTR7H58 tubs have 7" centers in tub deck.
All CTRN58 tubs have no faucet holes
White feet are cast iron with white powder coat.



The following is recommended for CTRH58 tubs with faucet holes:

- Tub wall-mounted faucets or hand-held showers part **#4022, 4025 or 4035**
- Tub wall-mounted faucets for use with risers: part **#4001, 4013, 4023, 4030 or 4031**
- Double offset bath supplies: part **#5576**
- Leg tub drain: part **#5599**
- Complete shower unit: part **#4124 or 4143**

The following is recommended for CTR7H58 tubs with deck holes:

- Rim-mounted faucet: part **#4601**
- Straight bath supplies: part **#5577**
- Leg tub drain: part **#5599**
- Complete shower unit: part **#4045, 4062 or 4063**

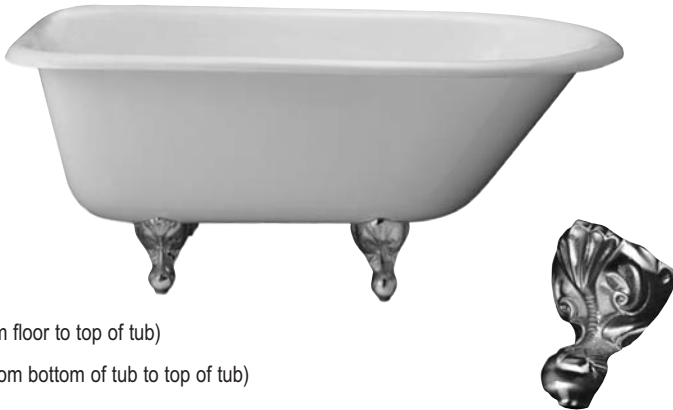
The following is recommended for CTRN58 tubs without faucet holes:

- Faucet: part **#4602, 4604 or 7082**
- Rigid, freestanding supplies: part **#4502**
- Leg tub drain: part **#5599**

Bathtubs now ship with the feet attached and leveled.
Bathtubs are thoroughly inspected before being shipped.

Color Code **WH** White

Cast Iron Tubs



L 60¼"

W 30½"

H 24" (from floor to top of tub)

19¼" (from bottom of tub to top of tub)

Bartlett 60" Cast Iron Roll Top Tub

- Inside finish: white enamel
- End drain
- Overflow
- Ball and claw feet are cast iron
- Continuous rolled rim

Gallon capacity: 40 • Shipping weight: 500 lbs.
Empty weight: 287 lbs. • Filled weight: 621 lbs.

All CTR60 tubs have 3⅝" centers in tub wall.
All CTRN60 tubs have no faucet holes.

The following is recommended for CTR60 tubs with faucet holes:

- Tub wall-mounted faucets or hand-held showers part **#4022, 4025 or 4035**
- Tub wall-mounted faucets for use with riser: part **#4001, 4013, 4023, 4030 or 4031**
- Double offset bath supplies: part **#5576**
- Leg tub drain: part **#5599**
- Complete shower unit: part **#4124 or 4143**

The following is recommended for CTRN60 tubs without faucet holes:

- Faucet: part **#4602, 4604 or 7082**
- Rigid, freestanding supplies: part **#4502**
- Leg tub drain: part **#5599**

Color	Product Number	Feet Finish	Price
WH	CTR60-WH-UF	Unfinished	\$2,329
WH	CTR60-WH-BL	Painted black	\$2,373
WH	CTR60-WH-BQ	Painted bisque	\$2,394
WH	CTR60-WH-PB	Polished brass	\$2,373
WH	CTR60-WH-CP	Polished chrome	\$2,355
WH	CTR60-WH-WH	Painted white	\$2,373
WH	CTR60-WH-PN	Polished nickel	\$2,355
WH	CTR60-WH-SN	Brushed nickel	\$2,373
WH	CTR60-WH-ORB	Oil rubbed bronze	\$2,373
WH	CTRN60-WH-UF	Unfinished	\$2,329
WH	CTRN60-WH-BL	Painted black	\$2,373
WH	CTRN60-WH-BQ	Painted bisque	\$2,394
WH	CTRN60-WH-PB	Polished brass	\$2,373
WH	CTRN60-WH-CP	Polished chrome	\$2,355
WH	CTRN60-WH-WH	Painted white	\$2,373
WH	CTRN60-WH-PN	Polished nickel	\$2,355
WH	CTRN60-WH-SN	Brushed nickel	\$2,373
WH	CTRN60-WH-ORB	Oil rubbed bronze	\$2,373

Schedule B

Note: Oil Rubbed Bronze feet may not match perfectly with fillers, supplies and drains.

Bathtubs now ship with the feet attached and leveled.
Bathtubs are thoroughly inspected before being shipped.

Color Code **WH** White

Soakers

Cast iron, acrylic, copper and resin bathtubs

Cast Iron Tubs



L 60"
W 30 $\frac{3}{8}$ "
H 22 $\frac{3}{4}$ " (from floor to top of tub)
19 $\frac{1}{4}$ " (from bottom of tub to top of tub)



Beecher 60" Cast Iron Roll Top Tub with 7" Deck Holes

- Inside finish: white enamel
- Non-skid strips
- End drain
- Ball and claw feet are cast iron
- Overflow

Gallon capacity: 40 • Shipping weight: 500 lbs.
Empty weight: 287 lbs. • Filled weight: 621 lbs.

All CTR7H60 tubs have 7" centers in tub deck.



Color	Product Number	Feet Finish	Price
WH	CTR7H60-WH-UF	Unfinished	\$2,516
WH	CTR7H60-WH-BL	Painted black	\$2,561
WH	CTR7H60-WH-BQ	Painted bisque	\$2,581
WH	CTR7H60-WH-PB	Polished brass	\$2,561
WH	CTR7H60-WH-CP	Polished chrome	\$2,540
WH	CTR7H60-WH-WH	Painted white	\$2,561
WH	CTR7H60-WH-PN	Polished nickel	\$2,540
WH	CTR7H60-WH-SN	Brushed nickel	\$2,561
WH	CTR7H60-WH-ORB	Oil rubbed bronze	\$2,561

Schedule B

The following is recommended for CTR7H60 tubs with deck holes:

- Rim-mounted faucet: part **#4601**
- Straight bath supplies: part **#5577**
- Leg tub drain: part **#5599**
- Complete shower unit: part **#4045, 4062 or 4063**

Note: Oil Rubbed Bronze feet may not match perfectly with fillers, supplies and drains.

Bathtubs now ship with the feet attached and leveled.
Bathtubs are thoroughly inspected before being shipped.

Color Code **WH** White

Cast Iron Tubs



L 65½"

W 30½"

H 24¾" (from floor to top of tub)

18¾" (from bottom of tub to top of tub)

Brocton 65" Cast Iron Roll Top Tub

- Inside finish: white enamel
- Tap deck
- Overflow
- Ball and claw feet are cast iron
- Non-skid strips
- End drain

Gallon capacity: 57 • Shipping weight: 502 lbs.
Empty weight: 309 lbs. • Filled weight: 785 lbs.

All CTR67 tubs have 3½" centers in tub wall.
All CTRN67 tubs have no faucet holes.

Color	Product Number	Feet Finish	Price
WH	CTR67-WH-UF	Unfinished	\$2,438
WH	CTR67-WH-BL	Painted black	\$2,482
WH	CTR67-WH-BQ	Painted bisque	\$2,503
WH	CTR67-WH-PB	Polished brass	\$2,482
WH	CTR67-WH-CP	Polished chrome	\$2,462
WH	CTR67-WH-WH	Painted white	\$2,482
WH	CTR67-WH-PN	Polished nickel	\$2,462
WH	CTR67-WH-SN	Brushed nickel	\$2,482
WH	CTR67-WH-ORB	Oil rubbed bronze	\$2,482
WH	CTRN67-WH-UF	Unfinished	\$2,438
WH	CTRN67-WH-BL	Painted black	\$2,482
WH	CTRN67-WH-BQ	Painted bisque	\$2,503
WH	CTRN67-WH-PB	Polished brass	\$2,482
WH	CTRN67-WH-CP	Polished chrome	\$2,462
WH	CTRN67-WH-WH	Painted white	\$2,482
WH	CTRN67-WH-PN	Polished nickel	\$2,462
WH	CTRN67-WH-SN	Brushed nickel	\$2,482
WH	CTRN67-WH-ORB	Oil rubbed bronze	\$2,482

Schedule B

The following is recommended for CTR67 tubs with faucet holes:

- Tub wall-mounted faucets or hand-held showers part **#4022, 4025, 4035**
- Tub wall-mounted faucets for use with risers: part **#4001, 4013, 4023, 4030 or 4031**
- Double offset bath supplies: part **#5576**
- Leg tub drain: part **#5599**
- Complete shower unit: part **#4124 or 4143**

The following is recommended for CTRN67 tubs without faucet holes:

- Faucet: part **#4602, 4604 or 7082**
- Rigid, freestanding supplies: part **#4502**
- Leg tub drain: part **#5599**

Note: Oil Rubbed Bronze feet may not match perfectly with fillers, supplies and drains.

Bathtubs now ship with the feet attached and leveled.
Bathtubs are thoroughly inspected before being shipped.

Color Code **WH** White

Cast Iron Tubs



L 67"
W 30½"
H 23¼" (from floor to top of tub)
18⅝" (from bottom of tub to top of tub)



Cadmus 67" Cast Iron Roll Top Tub with 7" Deck Holes

- Inside finish: white enamel
- Non-skid strips
- End drain
- Ball and claw feet are cast iron
- Overflow

Gallon capacity: 57 • Shipping weight: 502 lbs.
Empty weight: 309 lbs. • Filled weight: 785 lbs.
All CTR7H67 tubs have 7" centers in tub deck.



Color	Product Number	Feet Finish	Price
WH	CTR7H67-WH-UF	Unfinished	\$2,612
WH	CTR7H67-WH-BL	Black	\$2,655
WH	CTR7H67-WH-BQ	Bisque	\$2,676
WH	CTR7H67-WH-PB	Polished brass	\$2,655
WH	CTR7H67-WH-CP	Polished chrome	\$2,636
WH	CTR7H67-WH-WH	Painted white	\$2,655
WH	CTR7H67-WH-PN	Polished nickel	\$2,636
WH	CTR7H67-WH-SN	Brushed nickel	\$2,655
WH	CTR7H67-WH-ORB	Oil rubbed bronze	\$2,655

Schedule B

The following is recommended for CTR7H67 tubs with deck holes:

- Rim-mounted faucet: part #4601
- Straight bath supplies: part #5577
- Leg tub drain: part #5599
- Complete shower unit: part #4063

Note: Oil Rubbed Bronze feet may not match perfectly with fillers, supplies and drains.

Bathtubs now ship with the feet attached and leveled.
Bathtubs are thoroughly inspected before being shipped.

Color Code **WH** White

Cast Iron Tubs

L 60³/₄"
 W 30³/₈"
 H 24⁷/₈" (from floor to top of tub)



Color	Product Number	Price
WH	CTRH60B-WH	\$3,265
WH	CTRNTD60B-WH	\$2,265

Schedule B

Chadwick 60" Cast Iron Roll Top Tub with Base

- Inside finish: white enamel
- End drain
- Cast iron base
- Overflow

Gallon capacity: 38 • Shipping weight: 490 lbs.
 Empty weight: 310 lbs. • Filled weight: 627 lbs.

CTRH60B tub has 3³/₈" centers in tub wall.
 CTRNTD60B tub has no faucet holes and continuous rolled rim.

L 66¹/₈"
 W 30"
 H 24¹/₄" (from floor to top of tub)



Color	Product Number	Price
WH	CTRH66B-WH	\$3,315
WH	CTRNTD66B-WH	\$3,315

Schedule B

Clancy 66" Cast Iron Roll Top Tub with Base

- Inside finish: white enamel
- End drain
- Cast iron base
- Overflow

Gallon capacity: 42 • Shipping weight: 540 lbs.
 Empty weight: 360 lbs. • Filled weight: 711 lbs.

CTRH66B tub has 3³/₈" centers in tub wall.
 CTRNTD66B tub has no faucet holes with continuous rolled rim.

The following is recommended for CTRH60B and CTRH66B tubs with faucet holes in the tub wall:

- Tub wall-mounted faucets or hand-held showers: part **#4022, 4025 or 4035**
- Double offset bath supplies: part **#5576**
- Leg tub drain: part **#5599**

The following is recommended for CTRNTD60B and CTRNTD66B tubs without faucet holes:

- Faucet: part **#4602, 4604 or 7082**
- Rigid, freestanding supplies: part **#4502**
- Leg tub drain: part **#5599**

Bathtubs are thoroughly inspected before being shipped.

Color Code **WH** White

Cast Iron Tubs

L 60"
W 30¹/₈"
H 22¹/₂" (from floor to top of tub)
17³/₈" (from bottom of tub to top of tub)



Color	Product Number	Feet Finish	Price
WH	CTDR7H61-WH-UF	Unfinished	\$2,537
WH	CTDR7H61-WH-BL	Painted black	\$2,581
WH	CTDR7H61-WH-BQ	Painted bisque	\$2,578
WH	CTDR7H61-WH-PB	Polished brass	\$2,581
WH	CTDR7H61-WH-CP	Polished chrome	\$2,556
WH	CTDR7H61-WH-WH	Painted white	\$2,581
WH	CTDR7H61-WH-PN	Polished nickel	\$2,581
WH	CTDR7H61-WH-SN	Brushed nickel	\$2,581
WH	CTDR7H61-WH-ORB	Oil rubbed bronze	\$2,581
WH	CTDRN61-WH-UF	Unfinished	\$2,537
WH	CTDRN61-WH-BL	Painted black	\$2,581
WH	CTDRN61-WH-BQ	Painted bisque	\$2,578
WH	CTDRN61-WH-PB	Polished brass	\$2,581
WH	CTDRN61-WH-CP	Polished chrome	\$2,556
WH	CTDRN61-WH-WH	Painted white	\$2,581
WH	CTDRN61-WH-PN	Polished nickel	\$2,581
WH	CTDRN61-WH-SN	Brushed nickel	\$2,581
WH	CTDRN61-WH-ORB	Oil rubbed bronze	\$2,581

Schedule B

Note: Oil Rubbed Bronze feet may not match perfectly with fillers, supplies and drains.

Columbus 61" Cast Iron Double Roll Top Tub

- Inside finish: white enamel
- Overflow
- Imperial feet are cast iron
- Center drain

Gallon capacity: 60 • Shipping weight: 480 lbs.
Empty weight: 300 lbs. • Filled weight: 801 lbs.

All CTDR7H61 tubs have 7" centers in tub deck.

All CTDRN61 tubs have no faucet holes with continuous rolled rim.



The following is recommended for CTDR7H61 tubs with deck holes:

- Rim-mounted faucet: part #4601
- Straight bath supplies: part #5577
- Leg tub drain: part #5599

The following is recommended for CTDRN61 tubs without faucet holes:

- Faucet: part #4602, 4604 or 7082
- Rigid, freestanding supplies: part #4502
- Leg tub drain: part #5599

Columbus Double Roll Top Tub and Base Combination



Color	Product Number	Price
WH	CTDR7H61B-WH (with holes)	\$3,188
WH	CTDRN61B-WH (without holes)	\$3,188

Bathtubs now ship with the feet attached and leveled.
Bathtubs are thoroughly inspected before being shipped.

Color Code **WH** White

Cast Iron Tubs

L 60"
W 30"
H 23³/₄" (from floor to top of tub)



Color	Product Number	Price
WH	CTDR7H60B-WH	\$3,265
WH	CTDRN60B-WH	\$3,265

Schedule B

Conrad 60" Cast Iron Double Roll Top Tub with Base

- Inside finish: white enamel
- Overflow
- Cast iron base
- Integrated base
- Center drain

Gallon capacity: 32 • Shipping weight: 460 lbs.
Empty weight: 280 lbs. • Filled weight: 547 lbs.

CTDR7H60B tub has 7" centers in tub deck.

CTDRN60B tub has no faucet holes with continuous rolled rim.

The following is recommended for CTDR7H60B tubs with deck holes:

- Rim-mounted faucet: part #4601
- Straight bath supplies: part #5577
- Leg tub drain: part #5599E

The following is recommended for CTDRN60B tubs without faucet holes:

- Faucet: part #4602, 4604 or 7082
- Rigid, freestanding supplies: part #4502
- Leg tub drain: part #5599E

L 66¹/₄"
W 30¹/₂"
H 24" (from floor to top of tub)



Color	Product Number	Price
WH	CTDR7H66B-WH	\$3,444
WH	CTDRN66B-WH	\$3,444

Schedule B

Cromwell 66" Cast Iron Double Roll Top Tub with Base

- Inside finish: white enamel
- Overflow
- Cast iron base
- Integrated base
- Center drain

Gallon capacity: 40 • Shipping weight: 570 lbs.
Empty weight: 390 lbs. • Filled weight: 724 lbs.

CTDR7H66B tub has 7" centers in tub deck.

CTDRN66B tub has no faucet holes with continuous rolled rim.

The following is recommended for CTDR7H66B tubs with deck holes:

- Rim-mounted faucet: part #4601
- Straight bath supplies: part #5577
- Leg tub drain: part #5599E

The following is recommended for CTDRN66B tubs without faucet holes:

- Faucet: part #4602, 4604 or 7082
- Rigid, freestanding supplies: part #4502
- Leg tub drain: part #5599E

Color Code WH White

Soakers

Cast iron, acrylic, copper and resin bathtubs

Cast Iron Tubs

L 60¹/₄"
W 30³/₈"
H 23⁷/₈" (from floor to top of tub)



Dawson 61" Cast Iron Double Roll Top Tub

- Inside finish: white enamel
- Continuous rolled rim
- Overflow
- Lion paw feet are cast iron
- No faucet holes
- Center drain

Gallon capacity: 30 • Shipping weight: 450 lbs.
Empty weight: 270 lbs. • Filled weight: 521 lbs.

Color	Product Number	Feet Finish	Price
WH	CTDRN61LP-WH-BL	Black	\$2,986
WH	CTDRN61LP-WH-BQ	Bisque	\$2,742
WH	CTDRN61LP-WH-CP	Polished chrome	\$2,942
WH	CTDRN61LP-WH-PB	Polished brass	\$2,986
WH	CTDRN61LP-WH-BN	Brushed nickel	\$2,986
WH	CTDRN61LP-WHORB	Oil rubbed bronze	\$2,986
WH	CTDRN61LP-WH-WH	Painted white	\$2,986

Schedule B

The following is recommended for CTDRN61LP tubs without faucet holes:

- Faucet: part **#4602, 4604 or 7082**
- Rigid, freestanding supplies: part **#4502**
- Leg tub drain: part **#5599E**

Note: Oil Rubbed Bronze feet may not match perfectly with fillers, supplies and drains.

Bathtubs now ship with the feet attached and leveled.
Bathtubs are thoroughly inspected before being shipped.

Color Code **WH** White

Cast Iron Tubs

L 67³/₄"

W 31"

H 23¹/₄" (from floor to top of tub)18¹/₂" (from bottom of tub to top of tub)

Color	Product Number	Feet Finish	Price
PI	CTDRN67-PI-PI	Polished cast iron	\$3,241

Schedule B

Doyle 67" Cast Iron Double Roll Top Tub

- Inside finish: white enamel
- No faucet holes
- Overflow
- Polished cast iron exterior
- Cast iron feet
- Center drain

Gallon capacity: 55 • Shipping weight: 570 lbs.
Empty weight: 350 lbs. • Filled weight: 809 lbs.

The following is recommended for CTDRN67 tub without faucet holes:

- Faucet: part #4602, 4604 or 4022
- Rigid, freestanding supplies: part #4502
- Freestanding filler: part #7934, 7952 or 7918 (Supplies included with filler)
- Leg tub drain: part #5599

L 67³/₄"

W 31"

H 25¹/₄" (from floor to top of tub)17³/₄" (from bottom of tub to top of tub)

Color	Product Number	Price
PI	CTDRN67BP-PI	\$4,298

Schedule B

Doyle 67" Cast Iron Double Roll Top Tub with Base

- Inside finish: white enamel
- No faucet holes
- Overflow
- Polished cast iron exterior
- Cast iron base
- Center drain

Gallon capacity: 55 • Shipping weight: 570 lbs.
Empty weight: 450 lbs. • Filled weight: 909 lbs.

The following is recommended for CTDRN67BP tub without faucet holes:

- Faucet: part #4602, 4604 or 4022
- Rigid, freestanding supplies: part #4502
- Freestanding filler: part #7934, 7952 or 7918 (Supplies included with filler)
- Leg tub drain: part #5599

Bathtubs now ship with the feet attached and leveled.
Bathtubs are thoroughly inspected before being shipped.

Color Code **PI** Polished Cast Iron

Cast Iron Tubs



L 67¼"

W 31"

H 23¼" (from floor to top of tub)

18½" (from bottom of tub to top of tub)



Color	Product Number	Feet Finish	Price
WH	CTDRH-WH-UF	Unfinished	\$2,570
WH	CTDRH-WH-BL	Painted black	\$2,615
WH	CTDRH-WH-BQ	Painted bisque	\$2,639
WH	CTDRH-WH-PB	Polished brass	\$2,615
WH	CTDRH-WH-CP	Polished chrome	\$2,588
WH	CTDRH-WH-WH	Painted white	\$2,615
WH	CTDRH-WH-PN	Polished nickel	\$2,615
WH	CTDRH-WH-SN	Brushed nickel	\$2,615
WH	CTDRH-WH-ORB	Oil rubbed bronze	\$2,615
WH	CTDRN-WH-UF	Unfinished	\$2,570
WH	CTDRN-WH-BL	Painted black	\$2,615
WH	CTDRN-WH-BQ	Painted bisque	\$2,639
WH	CTDRN-WH-PB	Polished brass	\$2,615
WH	CTDRN-WH-CP	Polished chrome	\$2,588
WH	CTDRN-WH-WH	Painted white	\$2,615
WH	CTDRN-WH-PN	Polished nickel	\$2,615
WH	CTDRN-WH-SN	Brushed nickel	\$2,615
WH	CTDRN-WH-ORB	Oil rubbed bronze	\$2,615

Schedule B

CTDRN tubs can have 8" deck holes drilled upon request. Tubs that have been drilled with 8" deck holes are "special order" and are not returnable.

Note: Oil Rubbed Bronze feet may not match perfectly with fillers, supplies and drains.

Duet 67" Cast Iron Double Roll Top Tub

- Inside finish: white enamel
- Non-skid strips
- Center drain
- Imperial feet are cast iron
- Overflow
- Tap deck

Gallon capacity: 55 • Shipping weight: 570 lbs.
Empty weight: 350 lbs. • Filled weight: 809 lbs.

All CTDRH tubs have 7" deck holes and tap deck in the center of long side of tub.

All CTDRN tubs have no faucet holes with continuous rolled rim.



The following is recommended for CTDRH tubs with deck holes:

- Rim-mounted faucet: part #4601
- Straight bath supplies: part #5577
- Leg tub drain: part #5599

The following is recommended for CTDRN tubs without faucet holes:

- Faucet: part #4602, 4604 or 7082
- Rigid, freestanding supplies: part #4502
- Leg tub drain: part #5599

Duet Double Roll Top Tub and Base Combination



Color	Product Number	Price
WH	CTDRHB-WH (with holes)	\$3,588
WH	CTDRNB-WH (without holes)	\$3,588

Schedule B

Cutout in base for waste and overflow

Bathtubs now ship with the feet attached and leveled.
Bathtubs are thoroughly inspected before being shipped.

Color Code **WH** White

Cast Iron Tubs

L 67"
W 26⁵/₈"
H 28¹/₂" (from floor to top of tub)



Color	Product Number		Price
WH	CTBATN67MS-WH	Matte Black metal skirt	\$6,306

Schedule B

Fernando 67" Cast Iron Bateau Tub with Skirt

- Inside finish: white enamel
- Overflow
- Riveted metal skirt
- No faucet holes
- Center drain

Gallon capacity: 35 • Shipping weight: 504 lbs.
Empty weight: 324 lbs. • Filled weight: 617 lbs.

The following is recommended for CTBATN67 tub without faucet holes:

- Faucet: part **#4602, 4604 or 4022**
- Rigid, freestanding supplies: part **#4502**
- Freestanding filler: part **#7934, 7952 or 7918**
(Supplies included with filler)
- Leg tub drain: part **#5599**

L 72"
W 31¹/₂"
H 25¹/₄" (from floor to top of tub)



Color	Product Number	Feet Finish	Price
WH	CTDRN72-WH-BL	Black	\$3,868
WH	CTDRN72-WH-BQ	Bisque	\$3,984
WH	CTDRN72-WH-CP	Polished chrome	\$3,868
WH	CTDRN72-WH-PB	Polished brass	\$3,868
WH	CTDRN72-WH-BN	Brushed nickel	\$3,868
WH	CTDRN72-WH-PN	Polished nickel	\$3,868
WH	CTDRN72-WH-ORB	Oil rubbed bronze	\$3,868
WH	CTDRN72-WH-WH	White	\$3,868

Schedule B

Gallagher 72" Cast Iron Double Roll Top Tub

- Inside finish: white enamel
- Center drain
- Imperial feet
- Overflow

Gallon capacity: 50 • Shipping weight: 500 lbs.
Empty weight: 300 lbs. • Filled weight: 718 lbs.

CTDRN72 tub has no faucet holes with continuous rolled rim.

The following is recommended for CTDRN72 tub without faucet holes:

- Faucet: part **#4602, 4604 or 7082**
- Rigid, freestanding supplies: part **#4502**
- Leg tub drain: part **#5599E**

Note: Oil Rubbed Bronze feet may not match perfectly with fillers, supplies and drains.

Color Code **WH** White

Bathtubs now ship with the feet attached and leveled.
Bathtubs are thoroughly inspected before being shipped.

Soakers

Cast iron, acrylic, copper and resin bathtubs

Cast Iron Tubs



Gareth 53" Cast Iron Slipper Tub

- Inside finish: white enamel
- Overflow
- Ball and claw feet are cast iron
- End drain

Gallon capacity: 39 • Shipping weight: 500 lbs.
Empty weight: 275 lbs. • Filled weight: 601 lbs.

All CTSN53 tubs have no faucet holes with continuous rolled rim.

Color	Product Number	Feet Finish	Price
WH	CTSN53-WH-BL	Black	\$2,884
WH	CTSN53-WH-BQ	Bisque	\$2,904
WH	CTSN53-WH-PB	Polished brass	\$2,884
WH	CTSN53-WH-CP	Polished chrome	\$2,863
WH	CTSN53-WH-PN	Polished nickel	\$2,863
WH	CTSN53-WH-BN	Brushed nickel	\$2,884
WH	CTSN53-WH-ORB	Oil rubbed bronze	\$2,884
WH	CTSN53-WH-WH	Painted white	\$2,884

Schedule B

The following is recommended for CTSN53 tubs without faucet holes:

- Faucet: part #4602, 4604 or 4063
- Rigid, freestanding supplies: part #4502
- Freestanding filler: part #7934 or 7952
(Supplies included with filler)
- Leg tub drain: part #5599

Note: Oil Rubbed Bronze feet may not match perfectly with fillers, supplies and drains.

Bathtubs now ship with the feet attached and leveled.
Bathtubs are thoroughly inspected before being shipped.

Color Code **WH** White

Cast Iron Tubs



L 54¼"

W 30⅝"

H 23 and 29⅜" (from floor to top of tub)

Gavin 54" Cast Iron Slipper Tub

- Inside finish: white enamel
- Overflow
- Imperial feet are cast iron
- End drain

Gallon capacity: 29 • Shipping weight: 385 lbs.

Empty weight: 275 lbs. • Filled weight: 517 lbs.

All CTS7H54I tubs have 7" centers in tub deck with tap deck.

All CTSN54I tubs have no faucet holes with continuous rolled rim.



Color	Product Number	Feet Finish	Price
WH	CTS7H54I-WH-CP	Polished chrome	\$2,459
WH	CTS7H54I-WH-PB	Polished brass	\$2,485
WH	CTS7H54I-WH-BN	Brushed nickel	\$2,485
WH	CTS7H54I-WH-ORB	Oil rubbed bronze	\$2,485
WH	CTS7H54I-WH-PN	Polished nickel	\$2,485
WH	CTS7H54I-WH-WH	Painted white	\$2,485
WH	CTSN54I-WH-CP	Polished chrome	\$2,459
WH	CTSN54I-WH-PB	Polished brass	\$2,485
WH	CTSN54I-WH-BN	Brushed nickel	\$2,485
WH	CTSN54I-WH-ORB	Oil rubbed bronze	\$2,485
WH	CTSN54I-WH-PN	Polished nickel	\$2,485
WH	CTSN54I-WH-WH	Painted white	\$2,485

Schedule B

The following is recommended for CTS7H54I tubs with deck holes:

- Rim-mounted faucet: part #4601
- Straight bath supplies: part #5577
- Leg tub drain: part #5599
- Complete shower unit: part #4063

The following is recommended for CTSN54I tubs without faucet holes:

- Faucet: part #4602, 4604 or 7082
- Rigid, freestanding supplies: part #4502
- Leg tub drain: part #5599

Note: Oil Rubbed Bronze feet may not match perfectly with fillers, supplies and drains.

Bathtubs now ship with the feet attached and leveled.
Bathtubs are thoroughly inspected before being shipped.

Color Code **WH** White

Cast Iron Tubs



L 57"

W 31"

H 21½" and 28¼" (from floor to top of tub)



Color	Product Number	Feet Finish	Price
WH	CTSN57I-WH-PB	Polished brass	\$2,579
WH	CTSN57I-WH-CP	Polished chrome	\$2,552
WH	CTSN57I-WH-PN	Polished nickel	\$2,579
WH	CTSN57I-WH-BN	Brushed nickel	\$2,579
WH	CTSN57I-WH-ORB	Oil rubbed bronze	\$2,579
WH	CTSN57I-WH-WH	Painted white	\$2,579

Schedule B

Note: Oil Rubbed Bronze feet may not match perfectly with fillers, supplies and drains.

Giselle 57" Cast Iron Slipper Tub

- Inside finish: white enamel
- Overflow
- Imperial feet are cast iron
- End drain

Gallon capacity: 35 • Shipping weight: 455 lbs.

Empty weight: 275 lbs. • Filled weight: 567 lbs.

All CTSN57I tubs have no faucet holes with continuous rolled rim.

White feet are cast iron with white powder coat.

The following is recommended for CTSN57I tubs without faucet holes:

- Faucet: part **#4602**
- Rigid, freestanding supplies: part **#4502**
- Leg tub drain: part **#5599**

Bathtubs now ship with the feet attached and leveled.
Bathtubs are thoroughly inspected before being shipped.

Color Code **WH** White

Cast Iron Tubs



L 57"

W 31"

H 21½" and 28¼" (from floor to top of tub)

16½" and 23½" (from bottom of tub to top of tub)

**Grayson 57" Cast Iron Slipper Tub**

- Inside finish: white enamel
- Overflow
- Ball and claw feet are cast iron
- End drain

Gallon capacity: 35 • Shipping weight: 455 lbs.
Empty weight: 275 lbs. • Filled weight: 567 lbs.

All CTSN57 tubs have no faucet holes.
White feet are cast iron with white powder coat.

Color	Product Number	Feet Finish	Price
WH	CTSN57-WH-BL	Painted black	\$2,482
WH	CTSN57-WH-BQ	Painted bisque	\$2,503
WH	CTSN57-WH-PB	Polished brass	\$2,482
WH	CTSN57-WH-CP	Polished chrome	\$2,462
WH	CTSN57-WH-WH	Painted white	\$2,482
WH	CTSN57-WH-PN	Polished nickel	\$2,462
WH	CTSN57-WH-BN	Brushed nickel	\$2,482
WH	CTSN57-WH-ORB	Oil rubbed bronze	\$2,482

Schedule B

The following is recommended for CTSN57 tubs without faucet holes:

- Faucet: part **#4602**
- Rigid, freestanding supplies: part **#4502**
- Leg tub drain: part **#5599**

Note: Oil Rubbed Bronze feet may not match perfectly with fillers, supplies and drains.

Bathtubs now ship with the feet attached and leveled.
Bathtubs are thoroughly inspected before being shipped.

Color Code **WH** White

Cast Iron Tubs



L 61½"

W 30½"

H 21½" and 29½" (from floor to top of tub)

16½" and 24" (from bottom of tub to top of tub)

Color	Product Number	Feet Finish	Price
WH	CTSH60-WH-UF	Unfinished	\$2,351
WH	CTSH60-WH-BL	Painted black	\$2,395
WH	CTSH60-WH-BQ	Painted bisque	\$2,416
WH	CTSH60-WH-PB	Polished brass	\$2,395
WH	CTSH60-WH-CP	Polished chrome	\$2,374
WH	CTSH60-WH-WH	Painted white	\$2,395
WH	CTSH60-WH-PN	Polished nickel	\$2,374
WH	CTSH60-WH-SN	Brushed nickel	\$2,395
WH	CTSH60-WH-ORB	Oil rubbed bronze	\$2,395
WH	CTSN60-WH-UF	Unfinished	\$2,351
WH	CTSN60-WH-BL	Painted black	\$2,395
WH	CTSN60-WH-BQ	Painted bisque	\$2,416
WH	CTSN60-WH-PB	Polished brass	\$2,395
WH	CTSN60-WH-CP	Polished chrome	\$2,374
WH	CTSN60-WH-WH	Painted white	\$2,395
WH	CTSN60-WH-PN	Polished nickel	\$2,374
WH	CTSN60-WH-SN	Brushed nickel	\$2,395
WH	CTSN60-WH-ORB	Oil rubbed bronze	\$2,395

Schedule B

CTSN60 tubs can have 8" deck holes drilled upon request. Tubs that have been drilled with 8" deck holes are "special order" and are not returnable.

Note: Oil Rubbed Bronze feet may not match perfectly with fillers, supplies and drains.

Griffin 61" Cast Iron Slipper Tub

- Inside finish: white enamel
- Non-skid strips
- End drain
- Ball and claw feet are cast iron
- Overflow

Gallon capacity: 43 • Shipping weight: 500 lbs.
Empty weight: 300 lbs. • Filled weight: 679 lbs.

All CTSH60 tubs have 7" centers in tub deck.
All CTSN60 tubs have no faucet holes with continuous rolled rim.



The following is recommended for CTSH60 tubs with deck holes:

- Rim-mounted faucet: part #4601
- Complete shower unit: part #4063
- Straight bath supplies: part #5577
- Leg tub drain: part #5599

Do not use with rigid, freestanding supplies

The following is recommended for CTSN60 tubs without faucet holes:

- Faucet: part #4602, 4604 or 7082
- Rigid, freestanding supplies: part #4502
- Leg tub drain: part #5599

Bathtubs now ship with the feet attached and leveled.
Bathtubs are thoroughly inspected before being shipped.

Color Code **WH** White

Cast Iron Tubs



L 61¼"

W 30½"

H 24" and 29¾" (from floor to top of tub)

H 17½" and 23¾" (from floor to top of tub)

Halifax 61" Cast Iron Slipper Tub

- Inside finish: white enamel
- Overflow
- Imperial feet are cast iron
- End drain

Gallon capacity: 45 • Shipping weight: 465 lbs.
Empty weight: 285 lbs. • Filled weight: 661 lbs.

All CTSH61I tubs have 7" centers in tub deck.
All CTSN61I tubs have no faucet holes with tap deck.
White feet are cast iron with white powder coat.



Color	Product Number	Feet Finish	Price
WH	CTSH61I-WH-BL	Painted black	\$2,492
WH	CTSH61I-WH-BQ	Painted bisque	\$2,517
WH	CTSH61I-WH-PB	Polished brass	\$2,492
WH	CTSH61I-WH-CP	Polished chrome	\$2,467
WH	CTSH61I-WH-PN	Polished nickel	\$2,492
WH	CTSH61I-WH-BN	Brushed nickel	\$2,492
WH	CTSH61I-WH-ORB	Oil rubbed bronze	\$2,492
WH	CTSH61I-WH-WH	Painted white	\$2,492
WH	CTSN61I-WH-BL	Painted black	\$2,492
WH	CTSN61I-WH-BQ	Painted bisque	\$2,517
WH	CTSN61I-WH-PB	Polished brass	\$2,492
WH	CTSN61I-WH-CP	Polished chrome	\$2,467
WH	CTSN61I-WH-PN	Polished nickel	\$2,492
WH	CTSN61I-WH-BN	Brushed nickel	\$2,492
WH	CTSN61I-WH-ORB	Oil rubbed bronze	\$2,492
WH	CTSN61I-WH-WH	Painted white	\$2,492

Schedule B

The following is recommended for CTSH61I tubs with deck holes:

- Rim-mounted faucet: part #4601
- Complete shower unit: part #4063
- Straight bath supplies: part #5577
- Leg tub drain: part #5599

The following is recommended for CTSN61I tubs without faucet holes:

- Faucet: part #4602, 4604 or 7082
- Rigid, freestanding supplies: part #4502
- Leg tub drain: part #5599

Note: Oil Rubbed Bronze feet may not match perfectly with fillers, supplies and drains.

Bathtubs now ship with the feet attached and leveled.
Bathtubs are thoroughly inspected before being shipped.

Color Code **WH** White

Soakers

Cast iron, acrylic, copper and resin bathtubs

Cast Iron Tubs



L 67"
W 29"
H 21½" and 27⅝" (from floor to top of tub)



Icarus 67" Cast Iron Slipper Tub

- Inside finish: white enamel
- Overflow
- Ball and claw feet are cast iron
- End drain

Gallon capacity: 57 • Shipping weight: 410 lbs.
Empty weight: 300 lbs. • Filled weight: 776 lbs.

All CTS7H67 tubs have 7" centers in tub deck.
All CTSN67 tubs have no faucet holes with beveled rim.



Color	Product Number	Feet Finish	Price
WH	CTS7H67-WH-UF	Unfinished	\$2,472
WH	CTS7H67-WH-BL	Painted black	\$2,517
WH	CTS7H67-WH-BQ	Painted bisque	\$2,538
WH	CTS7H67-WH-PB	Polished brass	\$2,517
WH	CTS7H67-WH-CP	Polished chrome	\$2,497
WH	CTS7H67-WH-WH	Painted white	\$2,517
WH	CTS7H67-WH-PN	Polished nickel	\$2,497
WH	CTS7H67-WH-BN	Brushed nickel	\$2,517
WH	CTS7H67-WH-ORB	Oil rubbed bronze	\$2,517
WH	CTSN67-WH-UF	Unfinished	\$2,472
WH	CTSN67-WH-BL	Painted black	\$2,517
WH	CTSN67-WH-BQ	Painted bisque	\$2,538
WH	CTSN67-WH-PB	Polished brass	\$2,517
WH	CTSN67-WH-CP	Polished chrome	\$2,497
WH	CTSN67-WH-WH	Painted white	\$2,517
WH	CTSN67-WH-PN	Polished nickel	\$2,497
WH	CTSN67-WH-BN	Brushed nickel	\$2,517
WH	CTSN67-WH-ORB	Oil rubbed bronze	\$2,517

Schedule B

The following is recommended for CTS7H67 tubs with deck holes:

- Rim-mounted faucet: part #4601
- Complete shower unit: part #4063
- Straight bath supplies: part #5577
- Leg tub drain: part #5599

The following is recommended for CTSN67 tubs without faucet holes:

- Faucet: part #4602, 4604 or 7082
- Rigid, freestanding supplies: part #4502
- Leg tub drain: part #5599

Note: Oil Rubbed Bronze feet may not match perfectly with fillers, supplies and drains.

Bathtubs now ship with the feet attached and leveled.
Bathtubs are thoroughly inspected before being shipped.

Color Code **WH** White

Cast Iron Tubs



L 67"

W 29"

H 23½" and 28¼" (from floor to top of tub)

India 67" Cast Iron Slipper Tub

- Inside finish: white enamel
- Overflow
- Imperial feet are cast iron
- End drain

Gallon capacity: 57 • Shipping weight: 410 lbs.
Empty weight: 300 lbs. • Filled weight: 776 lbs.

All CTS7H67I tubs have 7" centers in tub deck.

All CTSN67I tubs have no faucet holes with beveled rim.



Color	Product Number	Feet Finish	Price
WH	CTS7H67I-WH-UF	Unfinished	\$3,006
WH	CTS7H67I-WH-BL	Painted black	\$3,006
WH	CTS7H67I-WH-BQ	Painted bisque	\$2,790
WH	CTS7H67I-WH-PB	Polished brass	\$3,006
WH	CTS7H67I-WH-CP	Polished chrome	\$3,006
WH	CTS7H67I-WH-WH	Painted white	\$3,006
WH	CTS7H67I-WH-PN	Polished nickel	\$3,006
WH	CTS7H67I-WH-BN	Brushed nickel	\$3,006
WH	CTS7H67I-WH-ORB	Oil rubbed bronze	\$3,006
WH	CTSN67I-WH-UF	Unfinished	\$3,006
WH	CTSN67I-WH-BL	Painted black	\$3,006
WH	CTSN67I-WH-BQ	Painted bisque	\$2,790
WH	CTSN67I-WH-PB	Polished brass	\$3,006
WH	CTSN67I-WH-CP	Polished chrome	\$3,006
WH	CTSN67I-WH-WH	Painted white	\$3,006
WH	CTSN67I-WH-PN	Polished nickel	\$3,006
WH	CTSN67I-WH-BN	Brushed nickel	\$3,006
WH	CTSN67I-WH-ORB	Oil rubbed bronze	\$3,006

Schedule B

The following is recommended for CTS7H67I tubs with deck holes:

- Rim-mounted faucet: part #4601
- Complete shower unit: part #4063
- Straight bath supplies: part #5577
- Leg tub drain: part #5599

The following is recommended for CTSN67I tubs without faucet holes:

- Faucet: part #4602, 4604 or 7082
- Rigid, freestanding supplies: part #4502
- Leg tub drain: part #5599

Note: Oil Rubbed Bronze feet may not match perfectly with fillers, supplies and drains.

Bathtubs now ship with the feet attached and leveled.
Bathtubs are thoroughly inspected before being shipped.

Color Code **WH** White

Cast Iron Tubs

L 61³/₈"

W 30¹/₂"

H 23³/₄" and 30³/₈" (from floor to top of tub)



Leonardo 61" Cast Iron Slipper Tub on Base

- Inside finish: white enamel
- End drain
- Integrated base
- Overflow

Gallon capacity: 42 • Shipping weight: 477 lbs.
Empty weight: 407 lbs. • Filled weight: 758 lbs.

CTS7H61B tub has 7" centers in tub deck.
CTSN61B tub has no faucet holes with continuous rolled rim.

Color	Product Number	Price
WH	CTS7H61B-WH	\$3,652
WH	CTSN61B-WH	\$3,652

Schedule B

L 66¹/₂"

W 30³/₄"

H 23¹/₄" and 28³/₄" (from floor to top of tub)



Lyndsey 66" Cast Iron Slipper Tub on Base

- Inside finish: white enamel
- End drain
- Integrated base
- Overflow

Gallon capacity: 35 • Shipping weight: 520 lbs.
Empty weight: 381 lbs. • Filled weight: 673 lbs.

CTS7H68B tub has 7" centers in tub deck with tap deck.
CTSN68B tub has no faucet holes and continuous rolled rim.

Color	Product Number	Price
WH	CTS7H68B-WH	\$3,824
WH	CTSN68B-WH	\$3,824

Schedule B

The following is recommended for CTS7H61B and CTS7H68B tubs with deck holes:

- Rim-mounted faucet: part #4601
- Complete shower unit: part #4063
- Straight bath supplies: part #5577
- Leg tub drain: part #5599E

The following is recommended for CTSN61B and CTSN68B tubs without faucet holes:

- Faucet: part #4602, 4604 or 7082
- Rigid, freestanding supplies: part #4502
- Leg tub drain: part #5599E

Bathtubs are thoroughly inspected before being shipped.

Color Code **WH** White

Cast Iron Tubs



L 61"

W 29 $\frac{3}{4}$ "

H 29" (from floor to top of tub)

Macon 61" Cast Iron Double Slipper Tub

- Inside finish: white enamel
- Overflow
- Lion paw feet are cast iron
- Center drain

Gallon capacity: 30 • Shipping weight: 410 lbs
 Empty weight: 300 lbs. • Filled weight: 551 lbs.

All CTDS7H61 tubs have 7" deck holes in the center of long side of the tub.

All CTDSN61 tubs have no faucet holes with continuous rolled rim.



Color	Product Number	Feet Finish	Price
WH	CTDS7H61-WH-BL	Painted black	\$3,394
WH	CTDS7H61-WH-BQ	Painted bisque	\$3,394
WH	CTDS7H61-WH-PB	Polished brass	\$3,394
WH	CTDS7H61-WH-CP	Polished chrome	\$3,350
WH	CTDS7H61-WH-BN	Brushed nickel	\$3,394
WH	CTDS7H61-WH-ORB	Oil rubbed bronze	\$3,394
WH	CTDS7H61-WH-PN	Polished nickel	\$3,394
WH	CTDS7H61-WH-WH	Painted white	\$3,394
WH	CTDSN61-WH-BL	Painted black	\$3,394
WH	CTDSN61-WH-BQ	Painted bisque	\$3,394
WH	CTDSN61-WH-PB	Polished brass	\$3,394
WH	CTDSN61-WH-CP	Polished chrome	\$3,350
WH	CTDSN61-WH-BN	Brushed nickel	\$3,394
WH	CTDSN61-WH-ORB	Oil rubbed bronze	\$3,394
WH	CTDSN61-WH-PN	Polished nickel	\$3,394
WH	CTDSN61-WH-WH	Painted white	\$3,394

Schedule B

Note: Oil Rubbed Bronze feet may not match perfectly with fillers, supplies and drains.

The following is recommended for CTDS7H61 tubs with deck holes:

- Rim-mounted faucet: part **#4601**
- Straight bath supplies: part **#5577**
- Leg tub drain: part **#5599**

The following is recommended for CTDSN61 tubs without faucet holes:

- Faucet: part **#4602, 4604 or 7082**
- Rigid, freestanding supplies: part **#4502**
- Leg tub drain: part **#5599**

Bathtubs now ship with the feet attached and leveled.
 Bathtubs are thoroughly inspected before being shipped.

Color Code **WH** White

Soakers

Cast iron, acrylic, copper and resin bathtubs

Cast Iron Tubs



L 61"
W 30"
H 28" (from floor to top of tub)

Color	Product Number	Price
WH	CTDSN61B-WH	\$3,700

Schedule B

Maren 61" Cast Iron Double Slipper Tub on Base

- Inside finish: white enamel
- Center drain
- Decorative base
- Overflow

Gallon capacity: 46 • Shipping weight: 470 lbs.
Empty weight: 357 lbs. • Filled weight: 739 lbs.

CTDSN61B tub has no faucet holes with continuous rolled rim.

The following is recommended for CTDSN61B tub without faucet holes:

- Faucet: part #4602, 4604 or 7082
- Rigid, freestanding supplies: part #4502
- Leg tub drain: part #5599E

Bathtubs are thoroughly inspected before being shipped.

Color Code WH White

Cast Iron Tubs



L 66"

W 29"

H 28½" (from floor to top of tub)

Markus 66" Cast Iron Double Slipper Tub

- Inside finish: white enamel
- Overflow
- Majestic Lion Paw feet are cast iron
- Center drain

Gallon capacity: 48 • Shipping weight: 436 lbs.
Empty weight: 353 lbs. • Filled weight: 754 lbs.

CTDS7H66 tub has 7" centers in tub deck.
CTDSN66 tub has no faucet holes and continuous rolled rim.



Color	Product Number	Feet Finish	Price
WH	CTDS7H66-WH-BL	Painted black	\$3,947
WH	CTDS7H66-WH-BQ	Painted bisque	\$4,121
WH	CTDS7H66-WH-CP	Polished chrome	\$3,947
WH	CTDS7H66-WH-BN	Brushed nickel	\$3,947
WH	CTDS7H66-WH-ORB	Oil Rubbed bronze	\$3,947
WH	CTDS7H66-WH-PB	Polished brass	\$3,947
WH	CTDS7H66-WH-PN	Polished nickel	\$3,947
WH	CTDS7H66-WH-WH	Painted white	\$3,947
WH	CTDSN66-WH-BL	Painted black	\$3,947
WH	CTDSN66-WH-BQ	Painted bisque	\$4,121
WH	CTDSN66-WH-CP	Polished chrome	\$3,947
WH	CTDSN66-WH-BN	Brushed nickel	\$3,947
WH	CTDSN66-WH-ORB	Oil Rubbed bronze	\$3,947
WH	CTDSN66-WH-PB	Polished brass	\$3,947
WH	CTDSN66-WH-PN	Polished nickel	\$3,947
WH	CTDSN66-WH-WH	Painted white	\$3,947

Schedule B

The following is recommended for CTDS7H66 tubs with deck holes:

- Rim-mounted faucet: part **#4601**
- Straight bath supplies: part **#5577**
- Leg tub drain: part **#5599**

The following is recommended for CTDSN66 tubs without faucet holes:

- Faucet: part **#4602, 4604 or 7082**
- Rigid, freestanding supplies: part **#4502**
- Leg tub drain: part **#5599**

Note: Oil Rubbed Bronze feet may not match perfectly with fillers, supplies and drains.

Bathtubs now ship with the feet attached and leveled.
Bathtubs are thoroughly inspected before being shipped.

Color Code **WH** White

Soakers

Cast iron, acrylic, copper and resin bathtubs

Cast Iron Tubs



L 72"
W 31"
H 30" (from floor to top of tub)
26³/₄" (from floor to top center of tub)

Marshall 72" Cast Iron Double Slipper Tub

- Inside finish: white enamel
- Center drain
- Lion paw feet are cast iron
- Overflow

Gallon capacity: 43½ • Shipping weight: 544 lbs.
Empty weight: 364 lbs. • Filled weight: 728 lbs.

All CTDSH tubs have 7" deck holes in the center of long side of the tub

All CTDSN tubs have no faucet holes continuous flat rim.



The following is recommended for CTDSH tubs with deck holes:

- Rim-mounted faucet: part #4601 or 4801
- Straight bath supplies: part #5577
- Leg tub drain: part #5599

The following is recommended for CTDSN tubs without faucet holes:

- Faucet: part #4602, 4604 or 7082
- Rigid, freestanding supplies: part #4502
- Leg tub drain: part #5599

Color	Product Number	Feet Finish	Price
WH	CTDSH-WH-UF	Unfinished	\$3,257
WH	CTDSH-WH-BL	Painted black	\$3,302
WH	CTDSH-WH-BQ	Painted bisque	\$3,058
WH	CTDSH-WH-PB	Polished brass	\$3,302
WH	CTDSH-WH-CP	Polished chrome	\$3,257
WH	CTDSH-WH-WH	Painted white	\$3,302
WH	CTDSH-WH-PN	Polished nickel	\$3,302
WH	CTDSH-WH-SN	Brushed nickel	\$3,302
WH	CTDSH-WH-ORB	Oil rubbed bronze	\$3,302
WH	CTDSN-WH-UF	Unfinished	\$3,257
WH	CTDSN-WH-BL	Painted black	\$3,302
WH	CTDSN-WH-BQ	Painted bisque	\$3,058
WH	CTDSN-WH-PB	Polished brass	\$3,302
WH	CTDSN-WH-CP	Polished chrome	\$3,257
WH	CTDSN-WH-WH	Painted white	\$3,302
WH	CTDSN-WH-PN	Polished nickel	\$3,302
WH	CTDSN-WH-SN	Brushed nickel	\$3,302
WH	CTDSN-WH-ORB	Oil rubbed bronze	\$3,302

Schedule B

Note: Oil Rubbed Bronze feet may not match perfectly with fillers, supplies and drains.

Bathtubs now ship with the feet attached and leveled.
Bathtubs are thoroughly inspected before being shipped.

Color Code **WH** White

Cast Iron Tubs



L 72"

W 30 1/4"

H 30" (from floor to top of tub)

Color	Product Number	Price
WH	CTDSHB-WH (with holes)	\$3,947
WH	CTDSNB-WH (without holes)	\$3,947

Schedule B

Marshall 72" Cast Iron Double Slipper Tub on Base

- Inside finish: white enamel
- Center drain
- Decorative base
- Overflow
- Non-skid strips

Gallon capacity: 43 • Shipping weight: 740 lbs.
Empty weight: 490 lbs. • Filled weight: 854 lbs.

All CTDSHB tubs have 7" deck holes in the center of long side of the tub.

All CTDSNB tubs have no faucet holes continuous flat rim.

The following is recommended for CTDSNB tub without faucet holes:

- Faucet: part **#4602**
- Rigid, freestanding supplies: part **#4502**
- Leg tub drain: part **#5599**

The following is recommended for CTDSHB tubs with deck holes:

- Rim-mounted faucet: part **#4601**
- Straight bath supplies: part **#5577**
- Leg tub drain: part **#5599**

Bathtubs are thoroughly inspected before being shipped.

Color Code **WH** White

Cast Iron Tubs



L 67"
W 32½"
H 25-¼" (from floor to top of tub)
23¾" (from floor to center of tub)

Maxmillian 67" Cast Iron Double Slipper Tub

- Inside finish: white enamel
- Overflow
- Leaf feet are cast iron
- Center drain

Gallon capacity: 33 • Shipping weight: 370 lbs.
Empty weight: 320 lbs. • Filled weight: 596 lbs.

All CTDSN67 tubs have no faucet holes and continuous rolled rim.

Color	Product Number	Feet Finish	Price
WH	CTDSN67-WH-BL	Painted black	\$4,311
WH	CTDSN67-WH-BQ	Painted bisque	\$4,463
WH	CTDSN67-WH-PB	Polished brass	\$4,311
WH	CTDSN67-WH-CP	Polished chrome	\$4,311
WH	CTDSN67-WH-BN	Brushed nickel	\$4,311
WH	CTDSN67-WH-ORB	Oil rubbed bronze	\$4,311
WH	CTDSN67-WH-PN	Polished nickel	\$4,311
WH	CTDSN67-WH-UF	Unfinished	\$4,311
WH	CTDSN67-WH-WH	Painted white	\$4,311

Schedule B

The following is recommended for CTDSN67 tubs without faucet holes:

- Faucet: part **#4602, 4604, or 7082**
- Rigid, freestanding supplies: part **#4502**
- Leg tub drain: part **#5599**

Note: Oil Rubbed Bronze feet may not match perfectly with fillers, supplies and drains.

Bathtubs now ship with the feet attached and leveled.
Bathtubs are thoroughly inspected before being shipped.

Color Code **WH** White

Cast Iron Tubs



L 72"

W 30³/₄"H 28¹/₂" (from floor to top of tub)

Nelson 72" Cast Iron Double Slipper Tub

- Inside finish: white enamel
- Overflow
- Regal imperial feet are cast iron
- Center drain

Gallon capacity: 57 • Shipping weight: 525 lbs.
Empty weight: 300 lbs. • Filled weight: 776 lbs.

All CTDSN73L tubs have no faucet holes and continuous rolled rim.
All CTDS7H73L tubs have 7" centers in tub deck.

Color	Product Number	Feet Finish	Price
WH	CTDS7H73L-WH-BL	Painted black	\$3,746
WH	CTDS7H73L-WH-BQ	Painted bisque	\$3,862
WH	CTDS7H73L-WH-PB	Polished brass	\$3,746
WH	CTDS7H73L-WH-CP	Polished chrome	\$3,746
WH	CTDS7H73L-WH-BN	Brushed nickel	\$3,746
WH	CTDS7H73L-WHORB	Oil rubbed bronze	\$3,746
WH	CTDS7H73L-WH-PN	Polished nickel	\$3,746
WH	CTDS7H73L-WH-WH	Painted white	\$3,746
WH	CTDSN73L-WH-BL	Painted black	\$3,746
WH	CTDSN73L-WH-BQ	Painted bisque	\$3,862
WH	CTDSN73L-WH-PB	Polished brass	\$3,746
WH	CTDSN73L-WH-CP	Polished chrome	\$3,746
WH	CTDSN73L-WH-BN	Brushed nickel	\$3,746
WH	CTDSN73L-WH-ORB	Oil rubbed bronze	\$3,746
WH	CTDSN73L-WH-PN	Polished nickel	\$3,746
WH	CTDSN73L-WH-WH	Painted white	\$3,746

Schedule B



The following is recommended for CTDS7H73L tubs with deck holes:

- Rim-mounted faucet: part #4601
- Straight bath supplies: part #5577
- Leg tub drain: part #5599E

The following is recommended for CTDSN73L tubs without faucet holes:

- Faucet: part #4602, 4604 or 7082
- Rigid, freestanding supplies: part #4502
- Leg tub drain: part #5599E

Note: Oil Rubbed Bronze feet may not match perfectly with fillers, supplies and drains.

Bathtubs now ship with the feet attached and leveled.
Bathtubs are thoroughly inspected before being shipped.

Color Code **WH** White

Soakers

Cast iron, acrylic, copper and resin bathtubs

Cast Iron Tubs



L 72"
W 31"
H 22½" and 28⅜" (from floor to top of tub)

Color	Product Number	Price
WH	CTDS7H72B-WH	\$3,896
WH	CTDSN72B-WH	\$3,896

Schedule B

Oxnard 72" Cast Iron Double Slipper Tub on Base

- Inside finish: white enamel
- Center drain
- Decorative base
- Overflow

Gallon capacity: 36 • Shipping weight: 695 lbs.
Empty weight: 470 lbs. • Filled weight: 771 lbs.

CTDS7H72B tub has 7" centers in tub deck.
CTDSN72B tub has no faucet holes with continuous rolled rim.



The following is recommended for CTDS7H72B tubs with deck holes:

- Rim-mounted faucet: part #4601
- Straight bath supplies: part #5577
- Leg tub drain: part #5599E

The following is recommended for CTDSN72B tub without faucet holes:

- Faucet: part #4602, 4604 or 7082
- Rigid, freestanding supplies: part #4502
- Leg tub drain: part #5599E



L 72"
W 30¼"
H 24⅞" and 28½" (from floor to top of tub)

Color	Product Number	Price
WH	CTDSN74B-WH	\$4,556

Schedule B

Randall 72" Cast Iron Double Slipper Tub on Base

- Inside finish: white enamel
- Center drain
- Decorative base
- Overflow

Gallon capacity: 53 • Shipping weight: 695 lbs.
Empty weight: 560 lbs. • Filled weight: 1,003 lbs.

CTDSN74B tub has no faucet holes and continuous rolled rim.

The following is recommended for CTDSN74B tub without faucet holes:

- Faucet: part #4602, 4604 or 7082
- Rigid, freestanding supplies: part #4502
- Leg tub drain: part #5599E

Bathtubs are thoroughly inspected before being shipped.

Color Code **WH** White

Cast Iron Tubs

L 66"
W 28½"
H 28¾"



Color	Product Number	Price
WH	CTBATN66-WH	\$7,999

Schedule B

Raynor 66" Cast Iron Bateau Tub

- Inside finish: white enamel
- Plain metal skirt
- Center drain
- Overflow

Gallon capacity: 46 • Shipping weight: 589 lbs.
Empty weight: 479 lbs. • Filled weight: 863 lbs.

CTBATN66 tub has no faucet holes and continuous rolled rim.

The following is recommended for CTBATN66 tub without faucet holes:

- Faucet: part #4602, 4604 or 7082
- Rigid, freestanding supplies: part #4502
- Leg tub drain: part #5599E

Standard	Wide
L 67"	67⅞"
W 26¾"	32"
H 28½"	27¾"



Color	Product Number	Description	Price
WH	CTBATN68-WH		\$5,833
WH	CTBATN68W-WH	Extra wide	\$6,715

Schedule B

Wakely 68" Cast Iron Bateau Tub with Plain Skirt

- Inside finish: white enamel
- Plain metal skirt
- Overflow
- No faucet holes
- Center drain

Standard

Gallon capacity: 40 • Shipping weight: 504 lbs.
Empty weight: 324 lbs. • Filled weight: 658 lbs.

Wide

Gallon capacity: 73 • Shipping weight: 504 lbs.
Empty weight: 542 lbs. • Filled weight: 1148 lbs.

The following is recommended for CTBATN68 tub without faucet holes:

- Faucet: part #4602, 4604 or 7082
- Rigid, freestanding supplies: part #4502
- Leg tub drain: part #5599E



Bathtubs are thoroughly inspected before being shipped.

Color Code WH White

Soakers

Cast iron, acrylic, copper and resin bathtubs

Acrylic Tubs



L 54"
W 29⁵/₈"
H 22¹/₂" (from floor to top of tub)

Alexia 54" Acrylic Roll Top Tub

- Double-walled acrylic
- Overflow
- End drain
- Ball and claw feet are aluminum brass

Gallon capacity: 40 • Shipping weight: 126 lbs.
Empty weight: 66 lbs. • Filled weight: 394 lbs.

All ATRN53 tubs have no faucet holes.
All ATR7H53 tubs have 7" centers in tub deck.



The following is recommended for ATR7H53 tubs with deck holes:

- Rim-mounted faucet: part #4601
- Straight bath supplies: part #5577
- Leg tub drain: part #5599

The following is recommended for ATRN53 tubs without faucet holes:

- Faucet: part #4602, 4604 or 7082
- Rigid, freestanding supplies: part #4502
- Leg tub drain: part #5599

Color	Product Number	Feet Finish	Price
WH	ATR7H53-WH-PB	Polished brass	\$2,063
WH	ATR7H53-WH-CP	Polished chrome	\$1,974
WH	ATR7H53-WH-BN	Brushed nickel	\$2,151
WH	ATR7H53-WH-ORB	Oil rubbed bronze	\$2,239
WH	ATRN53-WH-PB	Polished brass	\$2,063
WH	ATRN53-WH-CP	Polished chrome	\$1,974
WH	ATRN53-WH-BN	Brushed nickel	\$2,151
WH	ATRN53-WH-ORB	Oil rubbed bronze	\$2,239

Schedule B

Note: Oil Rubbed Bronze feet may not match perfectly with fillers, supplies and drains.

Bathtubs now ship with the feet attached and leveled.
Bathtubs are thoroughly inspected before being shipped.

Color Code **WH** White

Acrylic Tubs



L 59"

W 30½"

H 24" (from floor to top of tub)

Amelia 59" Acrylic Roll Top Tub

- Double-walled acrylic
- Overflow
- End drain
- Ball and claw feet are aluminum brass

Gallon capacity: 42 • Shipping weight: 144 lbs.
Empty weight: 84 lbs. • Filled weight: 501 lbs.

All ATR7H58 tubs have 7" centers in tub deck
All ATRN58 tubs have no faucet holes.



Color	Product Number	Feet Finish	Price
WH	ATR7H58-WH-PB	Polished brass	\$2,276
WH	ATR7H58-WH-CP	Polished chrome	\$2,187
WH	ATR7H58-WH-BN	Brushed nickel	\$2,364
WH	ATR7H58-WH-ORB	Oil rubbed bronze	\$2,453
WH	ATRN58-WH-PB	Polished brass	\$2,276
WH	ATRN58-WH-CP	Polished chrome	\$2,187
WH	ATRN58-WH-BN	Brushed nickel	\$2,364
WH	ATRN58-WH-ORB	Oil rubbed bronze	\$2,453

Schedule B

The following is recommended for ATR7H58 tubs with deck holes:

- Rim-mounted faucet: part **#4601**
- Straight bath supplies: part **#5577**
- Leg tub drain: part **#5599**

The following is recommended for ATRN58 tubs without faucet holes:

- Faucet: part **#4602, 4604 or 7082**
- Rigid, freestanding supplies: part **#4502**
- Leg tub drain: part **#5599**

Note: Oil Rubbed Bronze feet may not match perfectly with fillers, supplies and drains.

Bathtubs now ship with the feet attached and leveled.
Bathtubs are thoroughly inspected before being shipped.

Color Code **WH** White

Acrylic Tubs



L 60"
W 30"
H 24½" (from floor to top of tub)
17¾" (from bottom of tub)



Andover 60" Acrylic Roll Top Tub

- Inside finish is either white or bisque to match outside color
- Outside is painted over textured fiber glass
- Ball and claw feet are cast aluminum
- Overflow
- End drain

Gallon capacity: 40 • Shipping weight: 110 lbs.

Empty weight: 62 lbs. • Filled weight: 396 lbs.

All ATR60 tubs have 3⅝" centers in tub wall with continuous rolled rim.

Color	Product Number	Feet Finish	Price
WH	ATR60-WH-PB	Polished brass	\$2,064
BQ	ATR60-BQ-PB	Polished brass	\$2,184
WH	ATR60-WH-CP	Polished chrome	\$2,065
BQ	ATR60-BQ-CP	Polished chrome	\$2,186
WH	ATR60-WH-BQ	Painted bisque	\$2,249
BQ	ATR60-BQ-BQ	Painted bisque	\$2,370
WH	ATR60-WH-BL	Painted black	\$2,249
BQ	ATR60-BQ-BL	Painted black	\$2,370
WH	ATR60-WH-WH	Painted white	\$2,249
BQ	ATR60-BQ-WH	Painted white	\$2,370
WH	ATR60-WH-PN	Polished nickel	\$2,071
BQ	ATR60-BQ-PN	Polished nickel	\$2,192
WH	ATR60-WH-BN	Brushed nickel	\$2,106
BQ	ATR60-BQ-BN	Brushed nickel	\$2,192
WH	ATR60-WH-ORB	Oil rubbed bronze	\$2,135
BQ	ATR60-BQ-ORB	Oil rubbed bronze	\$2,256

Schedule B

The following is recommended for ATR60 roll top tubs with faucet holes:

- Tub wall-mounted faucets: **#4022, 4025 or 4035**
- Double offset bath supplies: part **#5576**
- Leg tub drain: part **#5599**

Do not use with rigid, freestanding supplies

Note: Oil Rubbed Bronze feet may not match perfectly with fillers, supplies and drains.

Bathtubs now ship with the feet attached and leveled.
Bathtubs are thoroughly inspected before being shipped.

Color Code **BQ** Bisque **WH** White

Acrylic Tubs



L 60"
W 30"
H 24½" (from floor)
18" (from bottom of tub)



Anthea 60" Acrylic Roll Top Tub

- Inside finish is either white or bisque to match outside color
- Overflow
- Double-walled acrylic
- Ball and claw feet are cast aluminum
- End drain

Gallon capacity: 40 • Shipping weight: 110 lbs.
Empty weight: 62 lbs. • Filled weight: 396 lbs.

All ADTR60 tubs have 3⅝" centers in tub wall with continuous rolled rim.

Color	Product Number	Feet Finish	Price
WH	ADTR60-WH-PB	Polished brass	\$2,666
BQ	ADTR60-BQ-PB	Polished brass	\$2,727
WH	ADTR60-WH-CP	Polished chrome	\$2,668
BQ	ADTR60-BQ-CP	Polished chrome	\$2,728
WH	ADTR60-WH-BQ	Painted bisque	\$2,853
BQ	ADTR60-BQ-BQ	Painted bisque	\$2,913
WH	ADTR60-WH-BL	Painted black	\$2,853
BQ	ADTR60-BQ-BL	Painted black	\$2,913
WH	ADTR60-WH-WH	Painted white	\$2,853
BQ	ADTR60-BQ-WH	Painted white	\$2,913
WH	ADTR60-WH-PN	Polished nickel	\$2,674
BQ	ADTR60-BQ-PN	Polished nickel	\$2,735
WH	ADTR60-WH-BN	Brushed nickel	\$2,709
BQ	ADTR60-BQ-BN	Brushed nickel	\$2,770
WH	ADTR60-WH-ORB	Oil rubbed bronze	\$2,739
BQ	ADTR60-BQ-ORB	Oil rubbed bronze	\$2,799

Schedule B

Note: Oil Rubbed Bronze feet may not match perfectly with fillers, supplies and drains.

The following is recommended for ADTR60 roll top tubs with holes:

- Tub wall-mounted faucets: **#4022, 4025 or 4035**
- Double offset bath supplies: part **#5576**
- Leg tub drain: part **#5599**

Do not use with rigid, freestanding supplies

Color Code **BQ** Bisque **WH** White

Soakers

Cast iron, acrylic, copper and resin bathtubs

Acrylic Tubs

L 67"
W 29"
H 25" (from floor)
18" (from bottom of tub)



Asia 67" Acrylic Roll Top Tub

- Double-walled acrylic
- Overflow
- End drain
- Ball and claw feet are cast aluminum

Gallon capacity: 50 • Shipping weight: 150 lbs.
Empty weight: 100 lbs. • Filled weight: 518 lbs.

All ADTR67 tubs have 3 $\frac{3}{8}$ " centers in tub wall with continuous rolled rim.

Color	Product Number	Feet Finish	Price
WH	ADTR67-WH-PB	Polished brass	\$3,210
WH	ADTR67-WH-CP	Polished chrome	\$3,211
WH	ADTR67-WH-BQ	Painted bisque	\$3,396
WH	ADTR67-WH-BL	Painted black	\$3,396
WH	ADTR67-WH-WH	Painted white	\$3,396
WH	ADTR67-WH-PN	Polished nickel	\$3,218
WH	ADTR67-WH-BN	Brushed nickel	\$3,253
WH	ADTR67-WH-ORB	Oil rubbed bronze	\$3,281

Schedule B

The following is recommended for ADTR67 roll top tubs with holes:

- Tub wall-mounted faucets: **#4022, 4025 or 4035**
- Double offset bath supplies: part **#5576**
- Leg tub drain: part **#5599**

Do not use with rigid, freestanding supplies

Note: Oil Rubbed Bronze feet may not match perfectly with fillers, supplies and drains.

Bathtubs now ship with the feet attached and leveled.
Bathtubs are thoroughly inspected before being shipped.

Color Code **WH** White

Acrylic Tubs



L 67"

W 29½"

H 24½" (from floor to top of tub)

18" (from bottom of tub)

**Atlin 67" Acrylic Roll Top Tub**

- Outside is painted white over textured fiberglass
- End drain
- Ball and claw feet are cast aluminum
- Overflow

Gallon capacity: 50 • Shipping weight: 150 lbs.
Empty weight: 100 lbs. • Filled weight: 518 lbs.

All ATR67 tubs have 3/8" centers in tub wall with continuous rolled rim.

Color	Product Number	Feet Finish	Price
WH	ATR67-WH-PB	Polished brass	\$2,469
WH	ATR67-WH-CP	Polished chrome	\$2,470
WH	ATR67-WH-BQ	Painted bisque	\$2,654
WH	ATR67-WH-BL	Painted black	\$2,654
WH	ATR67-WH-WH	Painted white	\$2,654
WH	ATR67-WH-PN	Polished nickel	\$2,476
WH	ATR67-WH-BN	Brushed nickel	\$2,512
WH	ATR67-WH-ORB	Oil rubbed bronze	\$2,540

Schedule B

The following is recommended for ATR67 roll top tubs with faucet holes:

- Tub wall-mounted faucets: **#4022, 4025 or 4035**
- Double offset bath supplies: part **#5576**
- Leg tub drain: part **#5599**

Do not use with rigid, freestanding supplies

Note: Oil Rubbed Bronze feet may not match perfectly with fillers, supplies and drains.

Bathtubs now ship with the feet attached and leveled.
Bathtubs are thoroughly inspected before being shipped.

Color Code **WH** White

Soakers

Cast iron, acrylic, copper and resin bathtubs

Acrylic Tubs



L 69½"
W 31½"
H 25¼" (from floor)



Baroque 70" Acrylic Roll Top Tub

- Double-walled acrylic
- Tap deck
- No overflow
- Lion paw feet are aluminum brass
- End drain

Gallon capacity: 35 • Shipping weight: 162 lbs.
Empty weight: 102 lbs. • Filled weight: 443 lbs.

All ATR7H70LP tubs have 7" centers in tub deck.
All ATRN70LP tubs have no faucet holes.



Color	Product Number	Feet Finish	Price
WH	ATR7H70LP-WH-CP	Polished chrome	\$1,831
WH	ATR7H70LP-WH-PB	Polished brass	\$1,921
WH	ATR7H70LP-WH-BN	Brushed nickel	\$2,010
WH	ATR7H70LP-WHORB	Oil rubbed bronze	\$2,098
WH	ATRN70LP-WH-CP	Polished chrome	\$1,831
WH	ATRN70LP-WH-PB	Polished brass	\$1,921
WH	ATRN70LP-WH-BN	Brushed nickel	\$2,010
WH	ATRN70LP-WH-ORB	Oil rubbed bronze	\$2,098

Schedule B

Order #DRILL-OF to have an overflow drilled at no charge.
With overflow drilled, this tub requires drain part #5599E.
Tubs that have been drilled with overflow are "special order" and are not returnable.

Note: Oil Rubbed Bronze feet may not match perfectly with fillers, supplies and drains.

The following is recommended for ATR7H70LP tubs with deck holes:

- Rim-mounted faucet: part #4601
- Straight bath supplies: part #5577
- Leg tub drain: part #5599LT or #5599TS

The following is recommended for ATRN70LP tubs without faucet holes:

- Faucet: part #4602, 4604 or 7082
- Rigid, freestanding supplies: part #4502
- Leg tub drain: part #5599LT or #5599TS

Bathtubs now ship with the feet attached and leveled.
Bathtubs are thoroughly inspected before being shipped.

Color Code **WH** White

Acrylic Tubs



L 69½"
W 31½"
H 24½" (from floor)

Beaumont 70" Acrylic Roll Top Tub

- Double-walled acrylic
- Tap deck
- No overflow
- Imperial feet are aluminum brass
- End drain

Gallon capacity: 49 • Shipping weight: 162 lbs.
Empty weight: 102 lbs. • Filled weight: 559 lbs.

All ATR7H70I tubs have 7" centers in tub deck.

All ATRN70I tubs have no faucet holes.



Color	Product Number	Feet Finish	Price
WH	ATR7H70I-WH-CP	Polished chrome	\$1,831
WH	ATR7H70I-WH-PB	Polished brass	\$1,921
WH	ATR7H70I-WH-BN	Brushed nickel	\$2,010
WH	ATR7H70I-WH-ORB	Oil rubbed bronze	\$2,098
WH	ATRN70I-WH-CP	Polished chrome	\$1,831
WH	ATRN70I-WH-PB	Polished brass	\$1,921
WH	ATRN70I-WH-BN	Brushed nickel	\$2,010
WH	ATRN70I-WH-ORB	Oil rubbed bronze	\$2,098

Schedule B

Order #DRILL-OF to have an overflow drilled at no charge.

With overflow drilled, this tub requires drain part **#5599E**.

Tubs that have been drilled with overflow are "special order" and are not returnable.

Note: Oil Rubbed Bronze feet may not match perfectly with fillers, supplies and drains.

The following is recommended for ATR7H70I tubs with deck holes:

- Rim-mounted faucet: part **#4601**
- Straight bath supplies: part **#5577**
- Leg tub drain: part **#5599LT** or **5599TS**

The following is recommended for ATRN70I tubs without faucet holes or overflow:

- Faucet: part **#4602, 4604** or **7082**
- Rigid, freestanding supplies: part **#4502**
- Leg tub drain: part **#5599LT** or **5599TS**

Bathtubs now ship with the feet attached and leveled.
Bathtubs are thoroughly inspected before being shipped.

Color Code **WH** White

Acrylic Tubs

L 59"
W 31½"
H 24"



Bethany 59" Acrylic Freestanding Tub with Integral Drain

- Double-walled acrylic
- Overflow slot
- Center drain
- No faucet holes
- Includes drain and overflow covers

Gallon capacity: 64 • Shipping weight: 142 lbs.

Empty weight: 106 lbs. • Filled weight: 637 lbs.

Color	Product Number	Drain/Overflow Cover Finish	Price
WH	ATDNB59IG-BN	Brushed nickel	\$2,601
WH	ATDNB59IG-CP	Polished chrome	\$2,573
WH	ATDNB59IG-ORB	Oil rubbed bronze	\$2,647
WH	ATDNB59IG-PB	Polished brass	\$2,618
WH	ATDNB59IG-PN	Polished nickel	\$2,601
WH	ATDNB59IG-WT	White	\$2,618

Schedule B

Tub has overflow slot with drain tube between tub walls.

Tubs with insulation added or air kit installed are "special order" and are not returnable.

The following is recommended for ATDNB59IG tubs with no faucet holes and integral drain:

- Faucet: part **#4602**, **#7901**, or **#7082**
- Double offset supplies: part **#4502**
- Rigid, freestanding supplies: part **#4502**

Bathtubs are thoroughly inspected before being shipped.

Color Code **WH** White

Acrylic Tubs

L 60"
W 31"
H 24½"



Color	Product Number	Price
WH	ADR7H60B-WH	\$2,711
WH	ADRNTD60B-WH	\$2,711

Schedule B

Order #DRILL-OFF to have an overflow drilled at no charge.
With overflow drilled, this tub requires drain part **#5599PD**.
Tubs with overflow drilled, insulation added or air kit installed are "special order" and not returnable.

Calypso 60" Acrylic Double Roll Top Tub on Base

- Double-walled acrylic
- Tap deck
- Center drain
- Decorative base
- No overflow

Gallon capacity: 55 • Shipping weight: 146 lbs.
Empty weight: 86 lbs. • Filled weight: 546 lbs.

ADR7H60B has 7" centers in tub deck.
ADRNTD60B has no faucet holes and tap deck.

The following is recommended for ADR7H60B tubs with deck holes:

- Rim-mounted faucet: part **#4601**
- Straight bath supplies: part **#5577**
- Leg tub drain: part **#5599LT** or **5599TS**

The following is recommended for ADRNTD60B tubs without faucet holes:

- Faucet: part **#4602, 4604** or **7082**
- Rigid, freestanding supplies: part **#4502**
- Leg tub drain: part **#5599LT** or **5599TS**

Bathtubs are thoroughly inspected before being shipped.

Color Code **WH** White

Acrylic Tubs



L 57"

W 31"

H 24"

Color	Product Number	Price
WH	ATDR7H59B-WH	\$2,783
WH	ATDRN59B-WH	\$2,783
WH	ATDRNTD59B-WH	\$2,783

Schedule B

Order #DRILL-OFF to have an overflow drilled at no charge.

With overflow drilled, this tub requires drain part #5599.

Tubs with overflow drilled, insulation added or air kit installed are "special order" and not returnable.

Carrie 57" Acrylic Double Roll Top Tub on Base

- Double-walled acrylic
- No overflow
- Decorative base
- Center drain

Gallon capacity: 45 • Shipping weight: 146 lbs.

Empty weight: 86 lbs. • Filled weight: 483 lbs.

ATDR7H59B has 7" centers in tub deck.

ATDRN59B has no faucet holes and continuous rolled rim.

ATDRNTD59B has no faucet holes and tap deck.

The following is recommended for ATDR7H59B tub with deck holes.

- Rim-mounted faucet: part #4601
- Straight bath supplies: part #5577
- Leg tub drain: part #5599LT or 5599TS

The following is recommended for ATDRN59B, ATDRN63B and ATDRNTD59B tubs without faucet holes:

- Faucet: part #4602, 4604 or 7082
- Rigid, freestanding supplies: part #4502
- Leg tub drain: part #5599LT or 5599TS



L 61"

W 30 $\frac{7}{8}$ "

H 23 $\frac{5}{8}$ "

Color	Product Number	Price
WH	ATDRN63B-WH	\$2,801

Schedule B

Order #DRILL-OFF to have an overflow drilled at no charge.

With overflow drilled, this tub requires drain part #5599.

Tubs with overflow drilled, insulation added or air kit installed are "special order" and not returnable.

Carlotta 61" Acrylic Double Roll Top Tub on Base

- Double-walled acrylic
- No overflow
- Decorative base
- Center drain

Gallon capacity: 55 • Shipping weight: 144 lbs.

Empty weight: 84 lbs. • Filled weight: 543 lbs.

ATDRN63B has no faucet holes and continuous rolled rim.

Bathtubs are thoroughly inspected before being shipped.

Color Code **WH** White

Acrylic Tubs

L 59"
W 30 $\frac{3}{4}$ "
H 23 $\frac{3}{4}$ "



Ceres 59" Acrylic Freestanding Tub with Integral Drain

- Double-walled acrylic
- Overflow slot
- Center drain
- No faucet holes
- Includes drain and overflow covers

Gallon capacity: 66 • Shipping weight: 182 lbs.

Empty weight: 82 lbs. • Filled weight: 633 lbs.

Color	Product Number	Drain/Overflow Cover Finish	Price
WH	ATDN59IG-BN	Brushed nickel	\$2,354
WH	ATDN59IG-CP	Polished chrome	\$2,325
WH	ATDN59IG-MB	Matte black	\$2,311
WH	ATDN59IG-ORB	Oil rubbed bronze	\$2,399
WH	ATDN59IG-PB	Polished brass	\$2,371
WH	ATDN59IG-PN	Polished nickel	\$2,354
WH	ATDN59IG-WT	White	\$2,371

Schedule B

Tub has overflow slot with drain tube between tub walls.

To have your tub insulated for heat retention order **#TUB INSULATION for \$622**.

Tubs with insulation added or air kit installed are "special order" and are not returnable.



To add Air Jet Massage to your tub order Air Kit 1 or Air Kit 2 for \$2,774.
See pages 2- 3 for details.

The following is recommended for ATDN59IG tubs with no faucet holes and integral drain:

- Faucet: part **#7932, 7952 or 7918**
- Rigid, freestanding supplies: part **#4502**

Bathtubs are thoroughly inspected before being shipped.

Color Code **WH** White

Acrylic Tubs

L 66 $\frac{3}{4}$ "
W 29"
H 22 $\frac{7}{8}$ "



Celeste 67" Acrylic Freestanding Tub with Integral Drain

- Double-walled acrylic
- Overflow slot
- Center drain
- No faucet holes
- Includes drain and overflow covers

Gallon capacity: 55 • Shipping weight: 142 lbs.

Empty weight: 82 lbs. • Filled weight: 542 lbs.

Color	Product Number	Drain/Overflow Cover Finish	Price
WH	ATDN67IG-BN	Brushed nickel	\$2,339
WH	ATDN67IG-CP	Polished chrome	\$2,316
WH	ATDN67IG-MB	Matte black	\$2,339
WH	ATDN67IG-ORB	Oil rubbed bronze	\$2,339
WH	ATDN67IG-PB	Polished brass	\$2,339
WH	ATDN67IG-PN	Polished nickel	\$2,339
WH	ATDN67IG-WT	White	\$2,339

Schedule B

The following is recommended for ATDN67IG tubs with no faucet holes and integral drain:

- Faucet: part **#4602, 4604 or 7082**
- Rigid, freestanding supplies: part **#4502**

Tub has overflow slot with drain tube between tub walls.

To have your tub insulated for heat retention order **#TUB INSULATION for \$622**.

Tubs with insulation added or air kit installed are "special order" and not returnable.



To add Air Jet Massage to your tub order Air Kit 1 or Air Kit 2 for \$2,774
See pages 2- 3 for details.

Bathtubs are thoroughly inspected before being shipped.

Color Code **WH** White

Acrylic Tubs

L 63"
W 29⁵/₈"
H 25¹/₄" (from floor to top of tub)



Color	Product Number	Feet Finish	
WH	ATDN63LP-WH-CP	Polished chrome	\$2,195
WH	ATDN63LP-WH-BN	Brushed nickel	\$2,373
WH	ATDN63LP-WH-ORB	Oil rubbed bronze	\$2,464
WH	ATDN63LP-WH-PB	Polished brass	\$2,284

Schedule B

Order #DRILL-OFF to have an overflow drilled at no charge.
With overflow drilled, this tub requires drain part #5599PD.
Tubs that have been drilled with overflow are "special order" and are not returnable.

Note: Oil Rubbed Bronze feet may not match perfectly with fillers, supplies and drains.

Cher 63" Acrylic Clawfoot Tub

- Double-walled acrylic
- No faucet holes
- No overflow
- Lion paw feet are aluminum brass
- Center drain

Gallon capacity: 58 • Shipping weight: 184 lbs.
Empty weight: 84 lbs. • Filled weight: 577 lbs.

The following is recommended for ATDN59LP tubs with no faucet holes:

- Faucet: part #4602, 4022 or 4025
- Rigid, freestanding supplies: part #4502
- Freestanding filler: part #7901, 7918 or 7934 (Supplies included with filler)
- Leg tub drain: part #5599LT or 5599TS

L 63"
W 29⁵/₈"
H 25¹/₄" (from floor to top of tub)



Color	Product Number	Feet Finish	Price
WH	ATDN63I-WH-CP	Polished chrome	\$2,195
WH	ATDN63I-WH-BN	Brushed nickel	\$2,373
WH	ATDN63I-WH-ORB	Oil rubbed bronze	\$2,462
WH	ATDN63I-WH-PB	Polished brass	\$2,284

Schedule B

Order #DRILL-OFF to have an overflow drilled at no charge.
With overflow drilled, this tub requires drain part #5599PD.
Tubs that have been drilled with overflow are "special order" and are not returnable.

Note: Oil Rubbed Bronze feet may not match perfectly with fillers, supplies and drains.

Cicely 63" Acrylic Clawfoot Tub

- Double-walled acrylic
- No faucet holes
- No overflow
- Imperial feet are aluminum brass
- Center drain

Gallon capacity: 58 • Shipping weight: 184 lbs.
Empty weight: 84 lbs. • Filled weight: 577 lbs.

The following is recommended for ATDN59I tubs with no faucet holes:

- Faucet: part #4602, 4022 or 4025
- Rigid, freestanding supplies: part #4502
- Freestanding filler: part #7901, 7918 or 7934 (Supplies included with filler)
- Leg tub drain: part #5599LT or 5599TS

Bathtubs now ship with the feet attached and leveled.
Bathtubs are thoroughly inspected before being shipped.

Color Code **WH** White

Acrylic Tubs



L 68½"

W 31"

H 23½" (from floor to top of tub)

Color	Product Number	Drain/Overflow Cover Finish	Price
WH	ATDRN69BIG-BN	Brushed nickel	\$3,737
WH	ATDRN69BIG-CP	Polished chrome	\$3,711
WH	ATDRN69BIG-MB	Matte black	\$3,737
WH	ATDRN69BIG-ORB	Oil rubbed bronze	\$3,737
WH	ATDRN69BIG-PB	Polished brass	\$3,737
WH	ATDRN69BIG-PN	Polished nickel	\$3,737
WH	ATDRN69BIG-WT	White	\$3,737

Schedule B

Tub has overflow slot with drain tube between tub walls.

To have your tub insulated for heat retention order **#TUB INSULATION for \$622**.

Tubs with insulation added or air kit installed are "special order" and not returnable.



To add Air Jet Massage to your tub order Air Kit 1 or Air Kit 2 for \$2,774. See pages 2- 3 for details.

Claremont 69" Acrylic Double Roll Top Tub with Integral Drain

- Double-walled acrylic
- Overflow slot
- No faucet holes
- Center drain
- Integrated base
- Includes drain and overflow covers

Gallon capacity: 59 • Shipping weight: 192 lbs.

Empty weight: 132 lbs. • Filled weight: 642 lbs.

The following is recommended for ATDRN69B tubs without faucet holes:

- Faucet: part **#4602, 4604 or 7082**
- Rigid, freestanding supplies: part **#4502**

Bathtubs are thoroughly inspected before being shipped.

Color Code **WH** White

Acrylic Tubs

L 67"

W 29½"

H 24" (from floor)



Claudia 67" Acrylic Double Roll Top Tub

- Double-walled acrylic
- Tap deck
- No overflow
- Imperial feet are aluminum brass
- Center drain

Gallon capacity: 59 • Shipping weight: 144 lbs.
Empty weight: 84 lbs. • Filled weight: 608 lbs.

All ATDR7H69I tubs have 7" holes in deck.
All ATDRN69I tubs have no faucet holes.



The following is recommended for ATDR7H69I tubs with deck holes and overflow.

- Rim-mounted faucet: part **#4601**
- Straight bath supplies: part **#5577**
- Leg tub drain: part **#5599LT** or **5599TS**

The following is recommended for ATDRN69I tubs with no faucet holes and no overflow:

- Faucets: part **#4602**, **4022** or **4025**
- Rigid, free standing supplies: part **#4502**
- Leg tub drain: part **#5599LT** or **5599TS**

Color	Product Number	Feet Finish	Price
WH	ATDR7H69I-WH-CP	Polished chrome	\$1,520
WH	ATDR7H69I-WH-BN	Brushed nickel	\$1,712
WH	ATDR7H69I-WH-PB	Polished brass	\$1,712
WH	ATDR7H69I-WHORB	Oil rubbed bronze	\$1,712
WH	ATDRN69I-WH-CP	Polished chrome	\$1,520
WH	ATDRN69I-WH-BN	Brushed nickel	\$1,712
WH	ATDRN69I-WH-PB	Polished brass	\$1,712
WH	ATDRN69I-WH-ORB	Oil rubbed bronze	\$1,712

Schedule B

Order #DRILL-OF to have an overflow drilled at no charge.

With overflow drilled, this tub requires drain part **#5599PD**.

Tubs that have been drilled with overflow are "special order" and are not returnable.

Note: Oil Rubbed Bronze feet may not match perfectly with fillers, supplies and drains.

Bathtubs now ship with the feet attached and leveled.
Bathtubs are thoroughly inspected before being shipped.

Color Code **WH** White

Acrylic Tubs

L 65³/₄"
W 30¹/₄"
H 25³/₈" (from floor to top of tub)



Corrigan 66" Acrylic Double Roll Top Tub with Integral Drain

- Double-walled acrylic
- No faucet holes
- Overflow slot
- Center drain
- Continuous rolled rim
- Includes drain and overflow covers

Gallon capacity: 75 • Shipping weight: 160 lbs.
Empty weight: 110 lbs. • Filled weight: 733 lbs.

The following is recommended for ATDRN66A tubs with no faucet holes and integral drain:

- Faucet: part #4602, 4022 or 4025
- Rigid, freestanding supplies: part #4502
- Freestanding filler: part #7901, 7918 or 7934
(Supplies included with filler)

Color	Product Number	Drain/Overflow Cover Finish	Price
WH	ATDRN66A-WH-BN	Brushed nickel	\$3,924
WH	ATDRN66A-WH-CP	Polished chrome	\$3,897
WH	ATDRN66A-WH-MB	Matte black	\$3,924
WH	ATDRN66A-WH-ORB	Oil rubbed bronze	\$3,924
WH	ATDRN66A-WH-PB	Polished brass	\$3,924
WH	ATDRN66A-WH-PN	Polished nickel	\$3,924
WH	ATDRN66A-WH-WH	White	\$3,924

Schedule B

Tub has overflow slot with drain tube between tub walls.

To have your tub insulated for heat retention order #TUB INSULATION for \$622.

Tubs with insulation added or air kit installed are "special order" and are not returnable.



To add Air Jet Massage to your tub order Air Kit 1 or Air Kit 2 for \$2,774.
See pages 2- 3 for details.

Coventry 66" Acrylic Double Ended Tub with Integral Drain

- Double-walled acrylic
- No faucet holes
- Overflow slot
- Center drain
- Flat rim
- Includes drain and overflow covers

Gallon capacity: 75 • Shipping weight: 160 lbs.
Empty weight: 108 lbs. • Filled weight: 731 lbs.

The following is recommended for ATDRN66B tubs with no faucet holes and integral drain:

- Faucet: part #4602, 4022 or 4025
- Rigid, freestanding supplies: part #4502
- Freestanding filler: part #7901, 7918 or 7934
(Supplies included with filler)

Color	Product Number	Drain/Overflow Cover Finish	Price
WH	ATDRN66B-WH-BN	Brushed nickel	\$3,906
WH	ATDRN66B-WH-CP	Polished chrome	\$3,880
WH	ATDRN66B-WH-MB	Matte black	\$3,906
WH	ATDRN66B-WH-ORB	Oil rubbed bronze	\$3,906
WH	ATDRN66B-WH-PB	Polished brass	\$3,906
WH	ATDRN66B-WH-PN	Polished nickel	\$3,906
WH	ATDRN66B-WH-WH	White	\$3,906

Schedule B

Tub has overflow slot with drain tube between tub walls.

To have your tub insulated for heat retention order #TUB INSULATION for \$622.

Tubs with insulation add or air kit installed are "special order" and are not returnable.



To add Air Jet Massage to your tub order Air Kit 1 or Air Kit 2 for \$2,774.
See pages 2- 3 for details.

Bathtubs are thoroughly inspected before being shipped.

Color Code **WH** White

Acrylic Tubs



L 70"

W 31¼"

H 24½" (from floor)

Colin 70" Acrylic Double Roll Top Tub

- Double-walled acrylic
- No overflow
- Center drain
- Lion paw feet are aluminum brass

Gallon capacity: 57 • Shipping weight: 162 lbs.
Empty weight: 102 lbs. • Filled weight: 676 lbs.

All ADR7H70LP tubs have 7" holes in deck.
All ADRN70LP tubs have no faucet holes.



Color	Product Number	Feet Finish	Price
WH	ADR7H70LP-WH-CP	Polished chrome	\$1,654
WH	ADR7H70LP-WH-BN	Brushed nickel	\$1,831
WH	ADR7H70LP-WH-OR	Oil rubbed bronze	\$1,921
WH	ADR7H70LP-WH-PB	Polished brass	\$1,743
WH	ADRN70LP-WH-CP	Polished chrome	\$1,654
WH	ADRN70LP-WH-BN	Brushed nickel	\$1,831
WH	ADRN70LP-WH-OR	Oil rubbed bronze	\$1,921
WH	ADRN70LP-WH-PB	Polished brass	\$1,743

Schedule B

Order #DRILL-OF to have an overflow drilled at no charge.
With overflow drilled, this tub requires drain part **#5599E**.
Tubs that have been drilled with overflow are "special order" and are not returnable.

Note: Oil Rubbed Bronze feet may not match perfectly with fillers, supplies and drains.

The following is recommended for ADR7H70LP tubs with deck holes.

- Rim-mounted faucet: part **#4601**
- Straight bath supplies: part **#5577**
- Leg tub drain: part **#5599LT** or **5599TS**

The following is recommended for ADRN70LP tubs with no faucet holes and no overflow:

- Faucets: part **#4602**, **4022** or **4025**
- Rigid, free standing supplies: part **#4502**
- Leg tub drain: part **#5599LT** or **5599TS**

Bathtubs now ship with the feet attached and leveled.
Bathtubs are thoroughly inspected before being shipped.

Color Code **WH** White

Acrylic Tubs

L 70"

W 31¼"

H 23¾" (from floor to top of tub)



Collier 70" Acrylic Double Roll Top Tub

- Double-walled acrylic
- No overflow
- Center drain
- Imperial feet are aluminum brass

Gallon capacity: 57 • Shipping weight: 162 lbs.
Empty weight: 102 lbs. • Filled weight: 676 lbs.

All ATDR7H70I tubs have 7" holes in deck.
All ATDRN70I tubs have no faucet holes.



Color	Product Number	Feet Finish	Price
WH	ATDR7H70I-WH-CP	Polished chrome	\$1,654
WH	ATDR7H70I-WH-BN	Brushed nickel	\$1,831
WH	ATDR7H70I-WH-PB	Polished brass	\$1,743
WH	ATDR7H70I-WHORB	Oil rubbed bronze	\$1,921
WH	ATDRN70I-WH-CP	Polished chrome	\$1,654
WH	ATDRN70I-WH-BN	Brushed nickel	\$1,831
WH	ATDRN70I-WH-PB	Polished brass	\$1,743
WH	ATDRN70I-WH-ORB	Oil rubbed bronze	\$1,921

Schedule B

Order #DRILL-OF to have an overflow drilled at no charge.
With overflow drilled, this tub requires drain part **#5599E**.
Tubs that have been drilled with overflow are "special order" and are not returnable.

Note: Oil Rubbed Bronze feet may not match perfectly with fillers, supplies and drains.

The following is recommended for ATDR7H70I tubs with deck holes.

- Rim-mounted faucet: part **#4601**
- Straight bath supplies: part **#5577**
- Leg tub drain: part **#5599LT** or **5599TS**

The following is recommended for ATDRN70I tubs with no faucet holes and no overflow:

- Faucets: part **#4602**, **4022** or **4025**
- Rigid, free standing supplies: part **#4502**
- Leg tub drain: part **#5599LT** or **5599TS**

Bathtubs now ship with the feet attached and leveled.
Bathtubs are thoroughly inspected before being shipped.

Color Code **WH** White

Acrylic Tubs

L 70"
W 31 $\frac{3}{4}$ "
H 22"



Color	Product Number	Price
WH	ATDR7H70B-WH	\$2,134
WH	ATDRN70B-WH	\$2,134

Schedule B

Order #DRILL-OF to have an overflow drilled at no charge.

With overflow drilled, this tub requires drain part **#5599E**.

Tubs with overflow drilled, insulation added or air kit installed are "special order" and not returnable.



To add Air Jet Massage to your tub order Air Kit 1 or Air Kit 2 for \$2,774. See pages 2- 3 for details.

Compton 70" Acrylic Double Roll Top Tub on Base

- Double-walled acrylic
- No overflow
- Decorative base
- Center drain

Gallon capacity: 57 • Shipping weight: 192 lbs.
Empty weight: 132 lbs. • Filled weight: 608 lbs.

All ATDR7H70B tubs have 7" holes in deck.

All ATDRN70B tubs have no faucet holes.



The following is recommended for ATDR7H70B tubs with deck hole and overflow.

- Rim-mounted faucet: part **#4601**
- Straight bath supplies: part **#5577**
- Leg tub drain: part **#5599LT** or **5599TS**

The following is recommended for ATDRN70B tubs with no faucet holes and no overflow:

- Faucet: part **#4602, 4604 or 7082**
- Rigid, freestanding supplies: part **#4502**
- Leg tub drain: part **#5599LT** or **5599TS**

Bathtubs are thoroughly inspected before being shipped.

Color Code **WH** White

Acrylic Tubs

L 72³/₄"
W 37"
H 25"



Color	Product Number	Price
WH	ATDR7H71BB-WH	\$3,131
WH	ATDRN71BB-WH	\$3,131
WH	ATDRNTD71BB-WH	\$3,131

Schedule B

Order #DRILL-OFF to have an overflow drilled at no charge.
With overflow drilled, this tub requires drain part #5599E.
Tubs with overflow drilled, insulation added or air kit installed are "special order" and not returnable.

Cordoba 72" Acrylic Double Roll Top Tub on Base

- Double-walled acrylic
- Decorative base
- No overflow
- Center drain

Gallon capacity: 70 • Shipping weight: 192 lbs.
Empty weight: 132 lbs. • Filled weight: 773 lbs.

All ATDR7H71BB tubs have 7" holes in deck.
All ATDRN71BB tubs have no faucet holes with continuous rolled rim.
All ATDRNTD71BB tubs have no faucet holes with tap deck.

The following is recommended for ATDR7H71BB tubs with deck holes.

- Rim-mounted faucet: part #4601
- Straight bath supplies: part #5577
- Leg tub drain: part #5599LT or 5599TS

The following is recommended for ATDRN71BB and ATDRNTD71BB tubs without faucet holes:

- Faucet: part #4602, 4604 or 7082
- Rigid, freestanding supplies: part #4502
- Leg tub drain: part #5599LT or 5599TS

Corinne 72" Acrylic Double Roll Top Tub on Base

- Double-walled acrylic
- Decorative base
- No overflow
- Center drain

Gallon capacity: 65 • Shipping weight: 192 lbs.
Empty weight: 132 lbs. • Filled weight: 726 lbs.

ATDR7H71B has 7" centers in tub deck.
ATDRN71B has no faucet holes and continuous rolled rim.
ATDRNTD71B has no faucet holes and tap deck.

The following is recommended for ATDR7H71B tubs with deck holes.

- Rim-mounted faucet: part #4601
- Straight bath supplies: part #5577
- Leg tub drain: part #5599LT or 5599TS

The following is recommended for ATDRN71B and ATDRNTD71B tubs without faucet holes:

- Faucet: part #4602, 4604 or 7082
- Rigid, freestanding supplies: part #4502
- Leg tub drain: part #5599LT or 5599TS

L 72⁷/₈"
W 30³/₄"
H 24⁷/₈"



Color	Product Number	Price
WH	ATDR7H71B-WH	\$2,828
WH	ATDRN71B-WH	\$2,828
WH	ATDRNTD71B-WH	\$2,828

Schedule B

Order #DRILL-OFF to have an overflow drilled at no charge.
With overflow drilled, this tub requires drain part #5599.
Tubs with overflow drilled, insulation added or air kit installed are "special order" and not returnable.

Acrylic Tubs

L 43½"

W 24½"

H 21½" and 28½" (from floor to top of tub)



Color	Product Number	Feet Finish	Price
WH	ATSN44-WH-CP	Polished chrome	\$1,156
WH	ATSN44-WH-BN	Brushed nickel	\$1,335

Schedule B

Order **#DRILL-OFF** to have an overflow drilled at no charge.
 With overflow drilled, this tub requires drain part **#5599PD**.
 Tubs that have been drilled with overflow are "special order" and are not returnable.

Cyrano 44" Acrylic Slipper Tub

- Double-walled acrylic
- No faucet holes
- Continuous rolled rim
- End drain
- Petite imperial feet are cast aluminum
- No overflow

Gallon capacity: 21 • Shipping weight: 126 lbs.

Empty weight: 66 lbs. • Filled weight: 241 lbs.

The following is recommended for ATSN44 tubs without faucet holes:

- Faucet: part **#4602, 4604 or 7082**
- Rigid, freestanding supplies: part **#4502**
- Leg tub drain: part **#5599LT or 5599TS**

L 51"

W 26¼"

H 25" and 32⅞" from floor to top of tub



Color	Product Number	Feet Finish	Price
WH	ATSN51I-WH-CP	Polished chrome	\$1,698
WH	ATSN51I-WH-BN	Brushed nickel	\$1,876
WH	ATSN51I-WH-PB	Polished brass	\$1,787
WH	ATSN51I-WH-ORB	Oil rubbed bronze	\$1,965

Schedule B

Order **#DRILL-OFF** to have an overflow drilled at no charge.
 With overflow drilled, this tub requires drain part **#5599PD**.
 Tubs that have been drilled with overflow are "special order" and are not returnable.

Demille 51" Acrylic Slipper Tub

- Double-walled acrylic
- No faucet holes
- Continuous rolled rim
- End drain
- Imperial feet are aluminum brass
- No overflow

Gallon capacity: 35 • Shipping weight: 145 lbs

Empty weight: 85 lbs. • Filled weight: 378 lbs.

The following is recommended for ATSN51I tubs with no faucet holes and no overflow:

- Faucet: part **#4602, 4604 or 7082**
- Rigid, freestanding supplies: part **#4502**
- Leg tub drain: part **#5599LT or 5599TS**

Bathtubs now ship with the feet attached and leveled.
 Bathtubs are thoroughly inspected before being shipped.

Color Code **WH** White

Soakers

Cast iron, acrylic, copper and resin bathtubs

Acrylic Tubs



L 55"

W 27"

H 25" and 32 $\frac{1}{8}$ " from floor to top of tub

Color	Product Number	Feet Finish	Price
WH	ATSN55I-WH-CP	Polished chrome	\$1,743
WH	ATSN55I-WH-BN	Brushed nickel	\$1,921
WH	ATSN55I-WH-PB	Polished brass	\$1,831
WH	ATSN55I-WH-ORB	Oil rubbed bronze	\$2,010

Schedule B

Order **#DRILL-OFF** to have an overflow drilled at no charge.

With overflow drilled, this tub requires drain part **#5599PD**.

Tubs that have been drilled with overflow are "special order" and are not returnable.

Dorchester 55" Acrylic Slipper Tub

- Double-walled acrylic
- No faucet holes
- Continuous rolled rim
- End drain
- Imperial feet are aluminum brass
- No overflow

Gallon capacity: 42 • Shipping weight: 124 lbs.

Empty weight: 64 lbs. • Filled weight: 415 lbs.

The following is recommended for ATSN55I tubs with no faucet holes and no overflow:

- Faucet: part **#4602, 4604 or 7082**
- Rigid, freestanding supplies: part **#4502**
- Leg tub drain: part **#5599LT or 5599TS**

Bathtubs now ship with the feet attached and leveled.
Bathtubs are thoroughly inspected before being shipped.

Color Code **WH** White

Acrylic Tubs



L 60"
W 30"
H 21" (from floor) short end
31" (from floor) tall end
12" (from bottom of tub) short end
22" (from bottom of tub) tall end

**Estelle 60" Acrylic Slipper Tub**

- Inside finish is either white or bisque to match outside color
- Outside is painted over textured fiber glass
- Ball and claw feet are cast aluminum
- Overflow
- End drain

Gallon capacity: 33 • Shipping weight: 120 lbs.
Empty weight: 62 lbs. • Filled weight: 338 lbs.

All ATS60 tubs have no faucet holes with flat rim.

Color	Product Number	Feet Finish	Price
WH	ATS60-WH-CP	Polished chrome	\$2,065
BQ	ATS60-BQ-CP	Polished chrome	\$2,186
WH	ATS60-WH-PB	Polished brass	\$2,064
BQ	ATS60-BQ-PB	Polished brass	\$2,184
WH	ATS60-WH-BQ	Painted bisque	\$2,249
BQ	ATS60-BQ-BQ	Painted bisque	\$2,370
WH	ATS60-WH-BL	Painted black	\$2,249
BQ	ATS60-BQ-BL	Painted black	\$2,370
WH	ATS60-WH-WH	Painted white	\$2,249
BQ	ATS60-BQ-WH	Painted white	\$2,370
WH	ATS60-WH-PN	Polished nickel	\$2,071
BQ	ATS60-BQ-PN	Polished nickel	\$2,192
WH	ATS60-WH-BN	Brushed nickel	\$2,106
BQ	ATS60-BQ-BN	Brushed nickel	\$2,226
WH	ATS60-WH-ORB	Oil rubbed bronze	\$2,135
BQ	ATS60-BQ-ORB	Oil rubbed bronze	\$2,256

Schedule B

Note: Oil Rubbed Bronze feet may not match perfectly with fillers, supplies and drains.

The following is recommended for ATS60 slipper tubs with no faucet holes:

- Faucet: part **#4602, 4604 or 7082**
- Rigid, freestanding supplies: part **#4502**
- Leg tub drain: part **#5599**

Bathtubs now ship with the feet attached and leveled.
Bathtubs are thoroughly inspected before being shipped.

Color Code **BQ** Bisque **WH** White

Acrylic Tubs



L 60"
W 30"
H 22½" (from floor) short end
32" (from floor) tall end
16½" (from bottom of tub) short end
26" (from bottom of tub) tall end



Fillmore 60" Acrylic Slipper Tub

- Inside finish is either white or bisque to match outside color
- Overflow
- Double-walled acrylic
- Ball and claw feet are cast aluminum
- End drain

Gallon capacity: 33 • Shipping weight: 120 lbs.
Empty weight: 62 lbs. • Filled weight: 338 lbs.

All ADTS60 tubs have no faucet holes.

Color	Product Number	Feet Finish	Price
WH	ADTS60-WH-CP	Polished chrome	\$2,668
BQ	ADTS60-BQ-CP	Polished chrome	\$2,728
WH	ADTS60-WH-PB	Polished brass	\$2,666
BQ	ADTS60-BQ-PB	Polished brass	\$2,727
WH	ADTS60-WH-BQ	Painted bisque	\$2,853
BQ	ADTS60-BQ-BQ	Painted bisque	\$2,913
WH	ADTS60-WH-BL	Painted black	\$2,853
BQ	ADTS60-BQ-BL	Painted black	\$2,913
WH	ADTS60-WH-WH	Painted white	\$2,853
BQ	ADTS60-BQ-WH	Painted white	\$2,913
WH	ADTS60-WH-PN	Polished nickel	\$2,674
BQ	ADTS60-BQ-PN	Polished nickel	\$2,735
WH	ADTS60-WH-BN	Brushed nickel	\$2,709
BQ	ADTS60-BQ-BN	Brushed nickel	\$2,770
WH	ADTS60-WH-ORB	Oil rubbed bronze	\$2,739
BQ	ADTS60-BQ-ORB	Oil rubbed bronze	\$2,799

Schedule B

The following is recommended for ADTS60 slipper tubs with no faucet holes:

- Faucet: part **#4602, 4604 or 7082**
- Rigid, freestanding supplies: part **#4502**
- Leg tub drain: part **#5599**

Note: Oil Rubbed Bronze feet may not match perfectly with fillers, supplies and drains.

Bathtubs now ship with the feet attached and leveled.
Bathtubs are thoroughly inspected before being shipped.

Color Code **BQ** Bisque **WH** White

Acrylic Tubs



L 61"

W 27½"

H 24" and 30½" (from floor to top of tub)

Color	Product Number	Feet Finish	Price
WH	ATS7H61I-WH-PB	Polished brass	\$1,831
WH	ATS7H61I-WH-CP	Polished chrome	\$1,743
WH	ATS7H61I-WH-BN	Brushed nickel	\$1,921
WH	ATS7H61I-WH-ORB	Oil rubbed bronze	\$2,010
WH	ATSNTD61I-WH-PB	Polished brass	\$1,831
WH	ATSNTD61I-WH-CP	Polished chrome	\$1,743
WH	ATSNTD61I-WH-BN	Brushed nickel	\$1,921
WH	ATSNTD61I-WHORB	Oil rubbed bronze	\$2,010

Schedule B

Note: Oil Rubbed Bronze feet may not match perfectly with fillers, supplies and drains.

Fortuna 61" Acrylic Slipper Tub

- Double-walled acrylic
- Overflow
- End drain
- Imperial feet are aluminum brass

Gallon capacity: 39 • Shipping weight: 137 lbs.
Empty weight: 77 lbs. • Filled weight: 526 lbs.

All ATS7H61I tubs have 7" centers in tub deck.

All ATSNTD61I tubs have no faucet holes with tap deck.



The following is recommended for ATS7H61I tubs with deck holes:

- Rim-mounted faucet: part **#4601**
- Straight bath supplies: part **#5577**
- Leg tub drain: part **#5599**

The following is recommended for ATSNTD61I tubs without faucet holes:

- Faucet: part **#4602**
- Rigid, freestanding supplies: part **#4502**
- Leg tub drain: part **#5599**

Bathtubs now ship with the feet attached and leveled.
Bathtubs are thoroughly inspected before being shipped.

Color Code **WH** White

Soakers

Cast iron, acrylic, copper and resin bathtubs

Acrylic Tubs



L 61"
W 27½"
H 24" and 31½" (from floor to top of tub)

Foster 61" Acrylic Slipper Tub

- Double-walled acrylic
- Overflow
- End drain
- Lion paw feet are aluminum brass

Gallon capacity: 39 • Shipping weight: 137 lbs.
Empty weight: 77 lbs. • Filled weight: 526 lbs.

All ATS7H61LP tubs have 7" centers in tub deck.
All ATSN61LP tubs have no faucet holes with tap deck.



Color	Product Number	Feet Finish	Price
WH	ATS7H61LP-WH-PB	Polished brass	\$1,831
WH	ATS7H61LP-WH-CP	Polished chrome	\$1,743
WH	ATS7H61LP-WH-BN	Brushed nickel	\$1,921
WH	ATS7H61LP-WHORB	Oil rubbed bronze	\$2,010
WH	ATSN61LP-WH-PB	Polished brass	\$1,831
WH	ATSN61LP-WH-CP	Polished chrome	\$1,743
WH	ATSN61LP-WH-BN	Brushed nickel	\$1,921
WH	ATSN61LP-WH-ORB	Oil rubbed bronze	\$2,010

Schedule B

Note: Oil Rubbed Bronze feet may not match perfectly with fillers, supplies and drains.

The following is recommended for ATS7H61LP tubs with deck holes:

- Rim-mounted faucet: part **#4601**
- Straight bath supplies: part **#5577**
- Leg tub drain: part **#5599**

The following is recommended for ATSN61LP tubs without faucet holes:

- Faucet: part **#4602**
- Rigid, freestanding supplies: part **#4502**
- Leg tub drain: part **#5599**

Bathtubs now ship with the feet attached and leveled.
Bathtubs are thoroughly inspected before being shipped.

Color Code **WH** White

Acrylic Tubs



L 67"

W 29½"

H 24" (from floor) short end

30" (from floor) tall end

18" (from bottom of tub) short end

24" (from bottom of tub) tall end

Imogene 67" Acrylic Slipper Tub

- Outside is painted white over textured fiberglass
- End drain
- Ball and claw feet are cast aluminum
- Overflow

Gallon capacity: 50 • Shipping weight: 150 lbs.
Empty weight: 100 lbs. • Filled weight: 518 lbs.

All ATS67 tubs have no faucet holes.

Color	Product Number	Feet Finish	Price
WH	ATS67-WH-PB	Polished brass	\$2,469
WH	ATS67-WH-CP	Polished chrome	\$2,470
WH	ATS67-WH-BQ	Painted bisque	\$2,654
WH	ATS67-WH-BL	Painted black	\$2,654
WH	ATS67-WH-WH	Painted white	\$2,654
WH	ATS67-WH-PN	Polished nickel	\$2,476
WH	ATS67-WH-BN	Brushed nickel	\$2,512
WH	ATS67-WH-ORB	Oil rubbed bronze	\$2,540

Schedule B

The following is recommended for ATS67 slipper tubs with no faucet holes:

- Faucet: part **#4602, 4604 or 7082**
- Rigid, freestanding supplies: part **#4502**
- Leg tub drain: part **#5599**

Note: Oil Rubbed Bronze feet may not match perfectly with fillers, supplies and drains.

Bathtubs now ship with the feet attached and leveled.
Bathtubs are thoroughly inspected before being shipped.

Color Code **WH** White

Soakers

Cast iron, acrylic, copper and resin bathtubs

Acrylic Tubs

L 67"
W 29½"
H 24" (from floor) short end
30" (from floor) tall end
18" (from bottom of tub) short end
24" (from bottom of tub) tall end



Isadora 67" Acrylic Slipper Tub

- Inside finish is white to match outside color
- Double-walled acrylic
- End drain
- Ball and claw feet are cast aluminum
- Overflow

Gallon capacity: 50 • Shipping weight: 150 lbs.
Empty weight: 100 lbs. • Filled weight: 518 lbs.

All ADTS67 tubs have no faucet holes.

Color	Product Number	Feet Finish	Price
WH	ADTS67-WH-PB	Polished brass	\$3,210
WH	ADTS67-WH-CP	Polished chrome	\$3,211
WH	ADTS67-WH-BQ	Painted bisque	\$3,396
WH	ADTS67-WH-BL	Painted black	\$3,396
WH	ADTS67-WH-WH	Painted white	\$3,396
WH	ADTS67-WH-PN	Polished nickel	\$3,218
WH	ADTS67-WH-BN	Brushed nickel	\$3,253
WH	ADTS67-WH-ORB	Oil rubbed bronze	\$3,281

Schedule B

Note: Oil Rubbed Bronze feet may not match perfectly with fillers, supplies and drains.

The following is recommended for ADTS67 slipper tubs with no faucet holes:

- Faucet: part **#4602, 4604 or 7082**
- Rigid, freestanding supplies: part **#4502**
- Leg tub drain: part **#5599**

Bathtubs now ship with the feet attached and leveled.
Bathtubs are thoroughly inspected before being shipped.

Color Code **WH** White

Acrylic Tubs



L 66½"

W 28¾"

H 23⅞" and 30¾" (from floor to top of tub)

Kenney 67" Acrylic Slipper Tub

- Double-walled acrylic
- No overflow
- End drain
- Imperial feet are aluminum brass

Gallon capacity: 52 • Shipping weight: 142 lbs.
Empty weight: 82 lbs. • Filled weight: 516 lbs.

All AS7H67I tubs have 7" centers in tub deck.

All ASN67I tubs have no faucet holes with tap deck.

Color	Product Number	Feet Finish	Price
WH	AS7H67I-WH-PB	Polished brass	\$1,921
WH	AS7H67I-WH-CP	Polished chrome	\$1,831
WH	AS7H67I-WH-BN	Brushed nickel	\$2,010
WH	AS7H67I-WH-ORB	Oil rubbed bronze	\$2,098
WH	ASN67I-WH-PB	Polished brass	\$1,921
WH	ASN67I-WH-CP	Polished chrome	\$1,831
WH	ASN67I-WH-BN	Brushed nickel	\$2,010
WH	ASN67I-WH-ORB	Oil rubbed bronze	\$2,098

Schedule B

Order #DRILL-OFF to have an overflow drilled at no charge.

With overflow drilled, this tub requires drain part **#5599**.

Tubs that have been drilled with overflow are "special order" and are not returnable.

Note: Oil Rubbed Bronze feet may not match perfectly with fillers, supplies and drains.

The following is recommended for AS7H67I tubs with deck holes:

- Rim-mounted faucet: part **#4601**
- Straight bath supplies: part **#5577**
- Leg tub drain: part **#5599LT** or **5599TS**

The following is recommended for ASN67I tubs without faucet holes:

- Faucet: part **#4602**
- Rigid, freestanding supplies: part **#4502**
- Leg tub drain: part **#5599LT** or **5599TS**

Bathtubs now ship with the feet attached and leveled.
Bathtubs are thoroughly inspected before being shipped.

Color Code **WH** White

Soakers

Cast iron, acrylic, copper and resin bathtubs

Acrylic Tubs



L 66½"

W 28¾"

H 24¾" and 31½" (from floor to top of tub)



Color	Product Number	Feet Finish	Price
WH	AS7H67LP-WH-PB	Polished brass	\$1,921
WH	AS7H67LP-WH-CP	Polished chrome	\$1,831
WH	AS7H67LP-WH-BN	Brushed nickel	\$2,010
WH	AS7H67LP-WH-ORB	Oil rubbed bronze	\$2,098
WH	ASN67LP-WH-PB	Polished brass	\$1,921
WH	ASN67LP-WH-CP	Polished chrome	\$1,831
WH	ASN67LP-WH-BN	Brushed nickel	\$2,010
WH	ASN67LP-WH-ORB	Oil rubbed bronze	\$2,098

Schedule B

Order #DRILL-OFF to have an overflow drilled at no charge.

With overflow drilled, this tub requires drain part #5599.

Tubs that have been drilled with overflow are "special order" and are not returnable.

Note: Oil Rubbed Bronze feet may not match perfectly with fillers, supplies and drains.



L 67"

W 29¾"

H 27¾" and 33" (from floor to top of tub)

Color	Product Number	Price
WH	ATSN67B-WH	\$2,817

Schedule B

Order #DRILL-OFF to have an overflow drilled at no charge.

With overflow drilled, this tub requires drain part #5599PD.

Tubs with overflow drilled, insulation added or air kit installed are "special order" and not returnable.



To add Air Jet Massage to your tub order Air Kit 1 or Air Kit 2 for \$2,774. See pages 2- 3 for details.

Kingston 67" Acrylic Slipper Tub

- Double-walled acrylic
- No overflow
- End drain
- Lion paw feet are aluminum brass

Gallon capacity: 52 • Shipping weight: 142 lbs.

Empty weight: 82 lbs. • Filled weight: 634 lbs.

All AS7H67LP tubs have 7" centers in tub deck.

All ASN67LP tubs have no faucet holes with tap deck.



The following is recommended for AS7H67LP tubs with deck holes:

- Rim-mounted faucet: part #4601
- Straight bath supplies: part #5577
- Leg tub drain: part #5599LT or 5599TS

The following is recommended for ASN67LP tubs without faucet holes:

- Faucet: part #4602
- Rigid, freestanding supplies: part #4502
- Leg tub drain: part #5599LT or 5599TS

Lancelot 67" Acrylic Slipper Tub on Base

- Double-walled acrylic
- No faucet holes
- End drain
- Decorative base
- No overflow

Gallon capacity: 49 • Shipping weight: 148 lbs.

Empty weight: 88 lbs. • Filled weight: 497 lbs.

The following is recommended for ATSN67B tubs without faucet holes:

- Faucet: part #4602, 4604 or 7082
- Rigid, freestanding supplies: part #4502
- Leg tub drain: part #5599LT or 5599TS

Color Code **WH** White

Acrylic Tubs

L 67 $\frac{1}{2}$ "W 31 $\frac{3}{4}$ "H 26 $\frac{5}{8}$ " and 32 $\frac{1}{2}$ " (from floor to top of tub)

Color	Product Number	Feet Finish	Price
WH	ASN67IS-WH-PB	Polished brass	\$1,921
WH	ASN67IS-WH-CP	Polished chrome	\$1,831
WH	ASN67IS-WH-BN	Brushed nickel	\$2,010
WH	ASN67IS-WH-ORB	Oil rubbed bronze	\$2,098

Schedule B

Order #DRILL-OFF to have an overflow drilled at no charge.

With overflow drilled, this tub requires drain part #5599.

Tubs that have been drilled with overflow are "special order" and are not returnable.

Note: Oil Rubbed Bronze feet may not match perfectly with fillers, supplies and drains.

Latham 67" Acrylic Slipper Tub

- Double-walled acrylic
- No faucet holes
- Continuous rolled rim
- End drain
- Imperial feet are aluminum brass
- No overflow

Gallon capacity: 53 • Shipping weight: 142 lbs.
Empty weight: 82 lbs. • Filled weight: 643 lbs.**The following is recommended for ASN67IS tubs with no faucet holes and no overflow:**

- Faucet: part #4602, 4604 or 7082
- Rigid, freestanding supplies: part #4502
- Leg tub drain: part #5599LT or 5599TS

L 67 $\frac{1}{2}$ "W 31 $\frac{3}{4}$ "H 27 $\frac{1}{2}$ " and 32 $\frac{1}{2}$ " (from floor to top of tub)

Color	Product Number	Feet Finish	Price
WH	ASN67LPS-WH-CP	Polished chrome	\$1,831
WH	ASN67LPS-WH-BN	Brushed nickel	\$2,010
WH	ASN67LPS-WH-PB	Polished brass	\$1,921
WH	ASN67LPS-WH-ORB	Oil rubbed bronze	\$2,098

Schedule B

Order #DRILL-OFF to have an overflow drilled at no charge.

With overflow drilled, this tub requires drain part #5599.

Tubs that have been drilled with overflow are "special order" and are not returnable.

Note: Oil Rubbed Bronze feet may not match perfectly with fillers, supplies and drains.

Leandro 67" Acrylic Slipper Tub

- Double-walled acrylic
- No faucet holes
- Continuous rolled rim
- End drain
- Lion paw feet are aluminum brass
- No overflow

Gallon capacity: 53 • Shipping weight: 142 lbs.
Empty weight: 82 lbs. • Filled weight: 643 lbs.**The following is recommended for ASN67LPS tubs with no faucet holes and no overflow:**

- Faucet: part #4602, 4604 or 7082
- Rigid, freestanding supplies: part #4502
- Leg tub drain: part #5599LT or 5599TS

Bathtubs now ship with the feet attached and leveled.
Bathtubs are thoroughly inspected before being shipped.

Color Code WH White

Soakers

Cast iron, acrylic, copper and resin bathtubs

Acrylic Tubs



L 69"

W 29¼"

H 25¾" and 30¼" (from floor to top of tub)



Color	Product Number	Feet Finish	Price
WH	ATSN68LP-WH-CP	Polished chrome	\$1,974
WH	ATSN68LP-WH-BN	Brushed nickel	\$2,151
WH	ATSN68LP-WH-PB	Polished brass	\$2,063
WH	ATSN68LP-WH-ORB	Oil rubbed bronze	\$2,239

Schedule B

Livingstone 69" Acrylic Slipper Tub

- Double-walled acrylic
- No faucet holes
- No overflow
- Lion paw feet are aluminum brass
- End drain

Gallon capacity: 57 • Shipping weight: 144 lbs.

Empty weight: 84 lbs. • Filled weight: 626 lbs.

The following is recommended for ATSN68LP tubs with no faucet holes and no overflow:

- Faucet: part **#4602, 4022** or **4025**
- Rigid, freestanding supplies: part **#4502**
- Leg tub drain: part **#5599LT** or **5599TS**

Order #DRILL-OFF to have an overflow drilled at no charge.

With overflow drilled, this tub requires drain part **#5599PD**.

Tubs that have been drilled with overflow are "special order" and are not returnable.

Note: Oil Rubbed Bronze feet may not match perfectly with fillers, supplies and drains.

Bathtubs now ship with the feet attached and leveled.
Bathtubs are thoroughly inspected before being shipped.

Color Code **WH** White

Acrylic Tubs

L 60"
W 27½"
H 22¼" and 28¼"



Color	Product Number	Drain/Overflow Cover Finish	Price
WH	ATSN60FIG-BN	Brushed nickel	\$2,424
WH	ATSN60FIG-CP	Polished chrome	\$2,334
WH	ATSN60FIG-MB	Matte black	\$2,357
WH	ATSN60FIG-ORB	Oil rubbed bronze	\$2,357
WH	ATSN60FIG-PB	Polished brass	\$2,357
WH	ATSN60FIG-PN	Polished nickel	\$2,357
WH	ATSN60FIG-WT	White	\$2,357

Schedule B

Tub has overflow slot with drain tube between tub walls.

To have your tub insulated for heat retention order **#TUB INSULATION for \$622**.

Tubs with insulation added or air kit installed are "special order" and not returnable



To add Air Jet Massage to your tub order Air Kit 1 or Air Kit 2 for \$2,774.
See pages 2- 3 for details.



L 65½"
W 28¾"
H 23" and 28¾"

Color	Product Number	Drain/Overflow Cover Finish	Price
WH	ATSN66FIG-BN	Brushed nickel	\$2,367
WH	ATSN66FIG-CP	Polished chrome	\$2,344
WH	ATSN66FIG-MB	Matte black	\$2,367
WH	ATSN66FIG-ORB	Oil rubbed bronze	\$2,367
WH	ATSN66FIG-PB	Polished brass	\$2,367
WH	ATSN66FIG-PN	Polished nickel	\$2,367
WH	ATSN66FIG-WT	White	\$2,367

Schedule B

Tub has overflow slot with drain tube between tub walls.

To have your tub insulated for heat retention order **#TUB INSULATION for \$622**.

Tubs with insulation added or air kit installed are "special order" and not returnable



To add Air Jet Massage to your tub order Air Kit 1 or Air Kit 2 for \$2,774.
See pages 2- 3 for details.

Color Code **WH** White

Lorenzo 60" Freestanding Acrylic Slipper Tub with Integral Drain

- Double-walled acrylic
- Overflow slot
- End drain
- No faucet holes
- Includes OF cover and matching drain

Gallon capacity: 38 • Shipping weight: 120 lbs.

Empty weight: 60 lbs. • Filled weight: 378 lbs.

The following is recommended for ATSN60FIG tub with no faucet holes:

- Faucet: part **#7020, 7082 or 7088**
- Rigid, freestanding supplies: part **#4502**
- Freestanding filler: part **#7934 or 7918**
(Supplies included with filler)

Lucinda 66" Freestanding Acrylic Slipper Tub with Integral Drain

- Double-walled acrylic
- Overflow slot
- End drain
- No faucet holes
- Includes OF cover and matching drain

Gallon capacity: 40 • Shipping weight: 124 lbs.

Empty weight: 72 lbs. • Filled weight: 406 lbs.

The following is recommended for ATSN66FIG tub with no faucet holes:

- Faucet: part **#7020, 7082 or 7088**
- Rigid, freestanding supplies: part **#4502**
- Freestanding filler: part **#7934 or 7918**
(Supplies included with filler)

Bathtubs are thoroughly inspected before being shipped.

Soakers

Cast iron, acrylic, copper and resin bathtubs

Acrylic Tubs

L 66"
W 29"
H 26"



Lovina 66" Freestanding Acrylic Slipper Tub with Integral Drain

- Double-walled acrylic
- Overflow slot
- End drain
- No faucet holes
- Includes OF cover and matching drain

Gallon capacity: 41 • Shipping weight: 142 lbs.

Empty weight: 82 lbs. • Filled weight: 431 lbs.

The following is recommended for ATSN66EIG tubs with no faucet holes and integral overflow:

- Faucet: part #7020, 7082 or 7088
- Rigid, freestanding supplies: part #4502
- Freestanding filler: part #7932, 7934 or 7952 (Supplies included with filler)

Color	Product Number	Drain/Overflow Cover Finish	Price
WH	ATSN66EIG-BN	Brushed nickel	\$2,440
WH	ATSN66EIG-CP	Polished chrome	\$2,417
WH	ATSN66EIG-MB	Matte black	\$2,440
WH	ATSN66EIG-ORB	Oil rubbed bronze	\$2,440
WH	ATSN66EIG-PB	Polished brass	\$2,440
WH	ATSN66EIG-PN	Polished nickel	\$2,440
WH	ATSN66EIG-WT	White	\$2,440

Schedule B

Tub has overflow slot with drain tube between tub walls.

To have your tub insulated for heat retention order **#TUB INSULATION for \$622**.

Tubs with insulation added or air kit installed are "special order" and not returnable.



To add Air Jet Massage to your tub order Air Kit 1 or Air Kit 2 for \$2,774. See pages 2- 3 for details.

L 65⁵/₈"
W 28¹/₂"
H 31¹/₂"



Lydia 65" Acrylic Slipper Tub on Base with Integral Drain

- Double-walled acrylic
- Overflow slot
- End drain
- No faucet holes
- Includes OF cover and matching drain

Gallon capacity: 46 • Shipping weight: 178 lbs.

Empty weight: 93 lbs. • Filled weight: 477 lbs.

The following is recommended for ATSN65IG tubs with no faucet holes and integral overflow:

- Faucet: part #4602 or 4604
- Rigid, freestanding supplies: part #4502
- Freestanding filler: part #7901, 7922 or 7934 (Supplies included with filler)

Color	Product Number	Drain/Overflow Cover Finish	Price
WH	ATSN65IG-BN	Brushed nickel	\$3,560
WH	ATSN65IG-CP	Polished chrome	\$3,534
WH	ATSN65IG-MB	Matte black	\$3,560
WH	ATSN65IG-ORB	Oil rubbed bronze	\$3,560
WH	ATSN65IG-PB	Polished brass	\$3,560
WH	ATSN65IG-PN	Polished nickel	\$3,560
WH	ATSN65IG-WT	White	\$3,560

Schedule B

Tub has overflow slot with drain tube between the tub walls.

To have your tub insulated for heat retention order **#TUB INSULATION for \$622**.

Tubs with insulation added or air kit installed are "special order" and not returnable



To add Air Jet Massage to your tub order Air Kit 1 or Air Kit 2 for \$2,774. See pages 2- 3 for details.

Bathtubs are thoroughly inspected before being shipped.

Color Code **WH** White

Acrylic Tubs

L 71"
W 31½"
H 23¾" - 29"



Color	Product Number	Drain/Overflow Cover Finish	Price
WH	ATSN71FIG-BN	Brushed nickel	\$3,906
WH	ATSN71FIG-CP	Polished chrome	\$3,880
WH	ATSN71FIG-MB	Matte black	\$3,906
WH	ATSN71FIG-ORB	Oil rubbed bronze	\$3,906
WH	ATSN71FIG-PB	Polished brass	\$3,906
WH	ATSN71FIG-PN	Polished nickel	\$3,906
WH	ATSN71FIG-WT	White	\$3,906

Schedule B

Tub has overflow slot with drain tube between tub walls.

To have your tub insulated for heat retention order **#TUB INSULATION for \$622**.

Tubs with insulation added or air kit installed are "special order" and not returnable.



To add Air Jet Massage to your tub order Air Kit 1 or Air Kit 2 for \$2,774.
See pages 2- 3 for details.



L 66½"
W 28½"
H 25" and 29" (from floor to top of tub)

Color	Product Number	Drain/Overflow Cover Finish	Price
WH	ATSN67FIG-BN	Brushed nickel	\$2,866
WH	ATSN67FIG-CP	Polished chrome	\$2,840
WH	ATSN67FIG-MB	Matte black	\$2,866
WH	ATSN67FIG-ORB	Oil rubbed bronze	\$2,866
WH	ATSN67FIG-PB	Polished brass	\$2,866
WH	ATSN67FIG-PN	Polished nickel	\$2,866
WH	ATSN67FIG-WT	White	\$2,866

Schedule B

Tub has overflow slot with drain tube between tub walls.

To have your tub insulated for heat retention order **#TUB INSULATION for \$622**.

Tubs with insulation added or air kit installed are "special order" and not returnable.



To add Air Jet Massage to your tub order Air Kit 1 or Air Kit 2 for \$2,774.
See pages 2- 3 for details.

Color Code **WH** White

Lulu 71" Freestanding Acrylic Slipper Tub with Integral Drain

- Double-walled acrylic
- Overflow slot
- End drain
- No faucet holes
- Includes OF cover and matching drain

Gallon capacity: 49 • Shipping weight: 212 lbs.

Empty weight: 102 lbs. • Filled weight: 512 lbs.

The following is recommended for ATSN71FIG, tub with no faucet holes and integral drain:

- Faucet: part **#7020, 7082 or 7088**
- Rigid, freestanding supplies: part **#4502**
- Freestanding filler: part **#7934 or 7918**
(Supplies included with filler)

Lyndell 67" Freestanding Acrylic Slipper Tub with Integral Drain

- Double-walled acrylic
- Overflow slot
- End drain
- No faucet holes
- Includes OF cover and matching drain

Gallon capacity: 59 • Shipping weight: 175 lbs.

Empty weight: 115 lbs. • Filled weight: 608 lbs.

The following is recommended for ATSN67FIG tubs with no faucet holes and integral drain:

- Faucet: part **#7020, 7082 or 7088**
- Rigid, freestanding supplies: part **#4502**
- Freestanding filler: part **#7934 or 7918**
(Supplies included with filler)

Bathtubs are thoroughly inspected before being shipped.

Acrylic Tubs



L 65¼"
W 28¼"
H 29" (from floor to top of tub)

Color	Product Number	Drain/Overflow Cover Finish	Price
WH	ATFSN67SIG-BN	Brushed nickel	\$2,440
WH	ATFSN67SIG-CP	Polished chrome	\$2,417
WH	ATFSN67SIG-MB	Matte black	\$2,440
WH	ATFSN67SIG-ORB	Oil rubbed bronze	\$2,440
WH	ATFSN67SIG-PB	Polished brass	\$2,440
WH	ATFSN67SIG-PN	Polished nickel	\$2,440
WH	ATFSN67SIG-WT	White	\$2,440

Schedule B

Tub has overflow slot with drain tube between tub walls.

To have your tub insulated for heat retention order **#TUB INSULATION for \$622**.

Tubs with insulation added or air kit installed are "special order" and not returnable.



To add Air Jet Massage to your tub order Air Kit 1 or Air Kit 2 for \$2,774.
See pages 2- 3 for details.



L 68"
W 28¼"
H 25½" and 29" (from floor to top of tub)

Color	Product Number	Drain/Overflow Cover Finish	Price
WH	ATSN68BIG-BN	Brushed nickel	\$3,906
WH	ATSN68BIG-CP	Polished chrome	\$3,880
WH	ATSN68BIG-MB	Matte black	\$3,906
WH	ATSN68BIG-ORB	Oil rubbed bronze	\$3,906
WH	ATSN68BIG-PB	Polished brass	\$3,906
WH	ATSN68BIG-PN	Polished nickel	\$3,906
WH	ATSN68BIG-WT	White	\$3,906

Schedule B

Tub has overflow slot with drain tube between tub walls.

To have your tub insulated for heat retention order **#TUB INSULATION for \$622**.

Tubs with insulation added or air kit installed are "special order" and not returnable.



To add Air Jet Massage to your tub order Air Kit 1 or Air Kit 2 for \$2,774.
See pages 2- 3 for details.

Malinda 65" Freestanding Acrylic Slipper Tub with Integral Drain

- Double-walled acrylic
- Overflow slot
- End drain
- No faucet holes
- Includes OF cover and matching drain

Gallon capacity: 55 • Shipping weight: 142 lbs.

Empty weight: 82 lbs. • Filled weight: 564 lbs.

The following is recommended for ATFSN67SIG tubs with no faucet holes and integral drain:

- Faucet: part **#4602 or 4604**
- Rigid, freestanding supplies: part **#4502**
- Freestanding filler: part **#7932, 7934 or 7952**
(Supplies included with filler)

Mallory 68" Freestanding Acrylic Slipper Tub with Integral Drain

- Double-walled acrylic
- Overflow slot
- End drain
- No faucet holes
- Includes OF cover and matching drain

Gallon capacity: 66 • Shipping weight: 190 lbs.

Empty weight: 134 lbs. • Filled weight: 682 lbs.

The following is recommended for ATSN68BIG tubs with no faucet holes and integral drain:

- Faucet: part **#4602, 4604 or 7082**
- Rigid, freestanding supplies: part **#4502**

Bathtubs are thoroughly inspected before being shipped.

Color Code **WH** White

Acrylic Tubs

L 67 $\frac{3}{8}$ "W 29 $\frac{1}{4}$ "H 22 $\frac{1}{2}$ " and 24 $\frac{3}{4}$ " (from floor to top of tub)

Marakesh 68" Freestanding Acrylic Slipper Tub with Integral Drain

- Double-walled acrylic
- Overflow slot
- End drain
- No faucet holes
- Includes OF cover and matching drain

Gallon capacity: 41 • Shipping weight: 142 lbs.

Empty weight: 82 lbs. • Filled weight: 425 lbs.

Color	Product Number	Drain/Overflow Cover Finish	Price
WH	ATRSN68FEIG-BN	Brushed nickel	\$2,494
WH	ATRSN68FEIG-CP	Polished chrome	\$2,471
WH	ATRSN68FEIG-MB	Matte black	\$2,494
WH	ATRSN68FEIG-ORB	Oil rubbed bronze	\$2,494
WH	ATRSN68FEIG-PB	Polished brass	\$2,494
WH	ATRSN68FEIG-PN	Polished nickel	\$2,494
WH	ATRSN68FEIG-WT	White	\$2,494

Schedule B

Tub has overflow slot with drain tube between tub walls.

To have your tub insulated for heat retention order **#TUB INSULATION for \$622**.

Tubs with insulation added or air kit installed are "special order" and not returnable.



To add Air Jet Massage to your tub order Air Kit 1 or Air Kit 2 for \$2,774.
See pages 2- 3 for details.

The following is recommended for ATRSN68FEIG tubs with no faucet holes and integral drain:

- Faucet: part **#7020, 7082 or 7088**
- Rigid, freestanding supplies: part **#4502**
- Freestanding filler: part **#7934 or 7918**
(Supplies included with filler)

Bathtubs are thoroughly inspected before being shipped.

Color Code **WH** White

Soakers

Cast iron, acrylic, copper and resin bathtubs

Acrylic Tubs



L 71"
W 31½"
H 28" (from floor to top of tub)

Color	Product Number	Drain/Overflow Cover Finish	Price
WH	ATFSN71SIG-BN	Brushed nickel	\$3,360
WH	ATFSN71SIG-CP	Polished chrome	\$3,332
WH	ATFSN71SIG-ORB	Oil rubbed bronze	\$3,404
WH	ATFSN71SIG-PB	Polished brass	\$3,378
WH	ATFSN71SIG-PN	Polished nickel	\$3,360
WH	ATFSN71SIG-WT	White	\$3,378

Schedule B

Tub has overflow slot with drain tube between tub walls.

To have your tub insulated for heat retention order **#TUB INSULATION for \$622**.

Tubs with insulation added or air kit installed are "special order" and not returnable.

Marilyn 71" Freestanding Acrylic Slipper Tub with Integral Drain

- Double-walled acrylic
- Overflow slot
- End drain
- No faucet holes
- Includes OF cover and matching drain

Gallon capacity: 59 • Shipping weight: 162 lbs.

Empty weight: 102 lbs. • Filled weight: 595 lbs.

The following is recommended for ATFSN71SIG tubs with no faucet holes and integral drain:

- Faucet: part **#7020, 7082 or 7088**
- Rigid, freestanding supplies: part **#4502**
- Freestanding filler: part **#7932, 7934 or 7952**
(Supplies included with filler)



L 69"
W 34½"
H 28¾ and 35¼ (from floor to top of tub)

Color	Product Number	Drain/Overflow Cover Finish	Price
WH	ATFSN69AIG-BN	Brushed nickel	\$4,111
WH	ATFSN69AIG-CP	Polished chrome	\$4,084
WH	ATFSN69AIG-MB	Matte black	\$4,111
WH	ATFSN69AIG-ORB	Oil rubbed bronze	\$4,111
WH	ATFSN69AIG-PB	Polished brass	\$4,111
WH	ATFSN69AIG-PN	Polished nickel	\$4,111
WH	ATFSN69AIG-WT	White	\$4,111

Schedule B

Tub has overflow slot with drain tube between tub walls.

To have your tub insulated for heat retention order **#TUB INSULATION for \$622**.

Tubs with insulation added or air kit installed are "special order" and not returnable.



To add Air Jet Massage to your tub order Air Kit 1 or Air Kit 2 for \$2,774.
See pages 2- 3 for details.

Maxine 69" Freestanding Acrylic Slipper Tub with Integral Drain

- Double-walled acrylic
- Overflow slot
- Center drain
- No faucet holes
- Includes OF cover and matching drain

Gallon capacity: 43 • Shipping weight: 144 lbs.

Empty weight: 84 lbs. • Filled weight: 443 lbs.

The following is recommended for ATFSN69AIG tubs with no faucet holes and integral drain:

- Faucet: part **#4602, 4604 or 7082**
- Rigid, freestanding supplies: part **#4502**

Bathtubs are thoroughly inspected before being shipped.

Color Code **WH** White

Acrylic Tubs



L 69¼"

W 29"

H 22½" and 35½" (from floor to top of tub)

McGuire 70" Freestanding Acrylic Slipper Tub with Integral Drain

- Double-walled acrylic
- Overflow slot
- End drain
- No faucet holes
- Includes OF cover and matching drain

Gallon capacity: 48 • Shipping weight: 162 lbs.

Empty weight: 102 lbs. • Filled weight: 496 lbs.

Color	Product Number	Drain/Overflow Cover Finish	Price
WH	ATSN70FIG-BN	Brushed nickel	\$2,696
WH	ATSN70FIG-CP	Polished chrome	\$2,673
WH	ATSN70FIG-MB	Matte black	\$2,696
WH	ATSN70FIG-ORB	Oil rubbed bronze	\$2,696
WH	ATSN70FIG-PB	Polished brass	\$2,696
WH	ATSN70FIG-PN	Polished nickel	\$2,696
WH	ATSN70FIG-WT	White	\$2,696

Schedule B

Tub has overflow slot with drain tube between tub walls.

To have your tub insulated for heat retention order **#TUB INSULATION** for \$622.

Tubs with insulation added or air kit installed are "special order" and not returnable.



To add Air Jet Massage to your tub order Air Kit 1 or Air Kit 2 for \$2,774.
See pages 2- 3 for details.

The following is recommended for ATSN70FIG tubs with no faucet holes and integral drain:

- Faucet: part **#4602, 4604 or 7082**
- Rigid, freestanding supplies: part **#4502**

Bathtubs are thoroughly inspected before being shipped.

Color Code **WH** White

Acrylic Tubs



L 68"

W 29¾"

H 22¼" and 27¾" (from floor to top of tub)

Melanie 68" Freestanding Acrylic Slipper Tub with Integral Drain

- Double-walled acrylic
- Overflow slot
- End drain
- No faucet holes
- Includes OF cover and matching drain

Gallon capacity: 43 • Shipping weight: 184 lbs.

Empty weight: 104 lbs. • Filled weight: 463 lbs.

Color	Product Number	Drain/Overflow Cover Finish	Price
WH	ATRSN68FIG-BN	Brushed nickel	\$2,485
WH	ATRSN68FIG-CP	Polished chrome	\$2,463
WH	ATRSN68FIG-MB	Matte black	\$2,485
WH	ATRSN68FIG-ORB	Oil rubbed bronze	\$2,485
WH	ATRSN68FIG-PB	Polished brass	\$2,485
WH	ATRSN68FIG-PN	Polished nickel	\$2,485
WH	ATRSN68FIG-WT	White	\$2,485

Schedule B

Tub has overflow slot with drain tube between tub walls.

To have your tub insulated for heat retention order **#TUB INSULATION for \$622**.

Tubs with insulation added or air kit installed are "special order" and not returnable.



To add Air Jet Massage to your tub order Air Kit 1 or Air Kit 2 for \$2,774. See pages 2- 3 for details.

The following is recommended for ATRSN68FIG tubs with no faucet holes and integral drain:

- Faucet: part **#4602, 4604 or 7082**
- Rigid, freestanding supplies: part **#4502**

Bathtubs are thoroughly inspected before being shipped.

Color Code **WH** White

Acrylic Tubs

L 68 $\frac{1}{8}$ "W 29 $\frac{5}{8}$ "

H 32" (from floor to top of tub)

Color	Product Number	Feet Finish	Price
WH	ATDSN68LP-WH-CP	Polished chrome	\$2,401
WH	ATDSN68LP-WH-BN	Brushed nickel	\$2,578
WH	ATDSN68LP-WHORB	Oil rubbed bronze	\$2,666
WH	ATDSN68LP-WH-PB	Polished brass	\$2,490

Schedule B

Order #DRILL-OFF to have an overflow drilled at no charge.

With overflow drilled, this tub requires drain part #5599PD.

Tubs that have been drilled with overflow are "special order" and are not returnable.

Note: Oil Rubbed Bronze feet may not match perfectly with fillers, supplies and drains.L 68 $\frac{1}{8}$ "W 29 $\frac{5}{8}$ "

H 32" (from floor to top of tub)

Color	Product Number	Feet Finish	Price
WH	ATDSN68I-WH-CP	Polished chrome	\$2,401
WH	ATDSN68I-WH-BN	Brushed nickel	\$2,578
WH	ATDSN68I-WH-ORB	Oil rubbed bronze	\$2,666
WH	ATDSN68I-WH-PB	Polished brass	\$2,490

Schedule B

Order #DRILL-OFF to have an overflow drilled at no charge.

With overflow drilled, this tub requires drain part #5599PD.

Tubs that have been drilled with overflow are "special order" and are not returnable.

Note: Oil Rubbed Bronze feet may not match perfectly with fillers, supplies and drains.Color Code **WH** White**Melody 68" Acrylic Double Slipper Tub**

- Double-walled acrylic
- No faucet holes
- No overflow
- Lion paw feet are aluminum brass
- Center drain

Gallon capacity: 58 • Shipping weight: 148 lbs.

Empty weight: 88 lbs. • Filled weight: 577 lbs.

The following is recommended for ATDSN68LP tubs with no faucet holes:

- Faucet: part #4602, 4022 or 4025
- Rigid, freestanding supplies: part #4502
- Freestanding filler: part #7901, 7918 or 7934 (Supplies included with filler)
- Leg tub drain: part #5599LT or 5599TS

Mena 68" Acrylic Double Slipper Tub

- Double-walled acrylic
- No faucet holes
- No overflow
- Imperial feet are aluminum brass
- Center drain

Gallon capacity: 58 • Shipping weight: 148 lbs.

Empty weight: 88 lbs. • Filled weight: 577 lbs.

The following is recommended for ATDSN68I tubs with no faucet holes:

- Faucet: part #4602, 4022 or 4025
- Rigid, freestanding supplies: part #4502
- Freestanding filler: part #7901, 7918 or 7934 (Supplies included with filler)
- Leg tub drain: part #5599LT or 5599TS

Bathtubs now ship with the feet attached and leveled.
Bathtubs are thoroughly inspected before being shipped.

Acrylic Tubs



L 63"
W 28"
H 30" (from floor to top of tub)



Meilyn 63" Acrylic Double Slipper Tub

- Double-walled acrylic
- No overflow
- Center drain
- Imperial feet are aluminum brass

Gallon capacity: 43 • Shipping weight: 140 lbs.
Empty weight: 80 lbs. • Filled weight: 459 lbs.

All ADS7H63I tubs have 7" centers in tub deck.
All ADSNTD63I tubs have no faucet holes with tap deck.
All ADSN63I tubs have no faucet holes with continuous rolled rim.



Color	Product Number	Feet Finish	Price
WH	ADS7H63I-WH-CP	Polished chrome	\$1,743
WH	ADS7H63I-WH-PB	Polished brass	\$1,831
WH	ADS7H63I-WH-BN	Brushed nickel	\$1,921
WH	ADS7H63I-WH-ORB	Oil rubbed bronze	\$2,010
WH	ADSNTD63I-WH-CP	Polished chrome	\$1,743
WH	ADSNTD63I-WH-PB	Polished brass	\$1,831
WH	ADSNTD63I-WH-BN	Brushed nickel	\$1,921
WH	ADSNTD63I-WHORB	Oil rubbed bronze	\$2,010
WH	ADSN63I-WH-CP	Polished chrome	\$1,743
WH	ADSN63I-WH-PB	Polished brass	\$1,831
WH	ADSN63I-WH-BN	Brushed nickel	\$1,921
WH	ADSN63I-WH-ORB	Oil rubbed bronze	\$2,010

Schedule B

The following is recommended for ADS7H63I double slipper tubs with deck holes:

- Faucet: part #4601 or 4603
- Straight bath supplies: part #5577
- Leg tub drain: part #5599LT or 5599TS

The following is recommended for ADNSTD63I and ADSN63I tubs with no faucet holes:

- Faucet: part #4602, 4022 or 4025
- Rigid, free standing supplies: part #4502
- Leg tub drain: part #5599LT or 5599TS

Order #DRILL-OF to have an overflow drilled at no charge.

With overflow drilled, this tub requires drain part #5599E.

Tubs that have been drilled with overflow are "special order" and are not returnable.

Note: Oil Rubbed Bronze feet may not match perfectly with fillers, supplies and drains.

Bathtubs now ship with the feet attached and leveled.
Bathtubs are thoroughly inspected before being shipped.

Color Code **WH** White

Acrylic Tubs



L 63"
W 28"
H 30" (from floor to top of tub)



Meryl 63" Acrylic Double Slipper Tub

- Double-walled acrylic
- No overflow
- Center drain
- Lion paw feet are aluminum brass

Gallon capacity: 43 • Shipping weight: 140 lbs.
Empty weight: 80 lbs. • Filled weight: 439 lbs.

All ADS7H63LP tubs have 7" centers in tub deck.

All ADSTD63LP tubs have no faucet holes with tap deck.

All ADSN63LP tubs have no faucet holes with continuous rolled rim.



Color	Product Number	Feet Finish	Price
WH	ADS7H63LP-WH-CP	Polished chrome	\$1,743
WH	ADS7H63LP-WH-PB	Polished brass	\$1,831
WH	ADS7H63LP-WH-BN	Brushed nickel	\$1,921
WH	ADS7H63LP-WH-OR	Oil rubbed bronze	\$2,010
WH	ADSTD63LP-WH-CP	Polished chrome	\$1,743
WH	ADSTD63LP-WH-PB	Polished brass	\$1,831
WH	ADSTD63LP-WH-BN	Brushed nickel	\$1,921
WH	ADSTD63LP-WHORB	Oil rubbed bronze	\$2,010
WH	ADSN63LP-WH-CP	Polished chrome	\$1,743
WH	ADSN63LP-WH-PB	Polished brass	\$1,831
WH	ADSN63LP-WH-BN	Brushed nickel	\$1,921
WH	ADSN63LP-WH-ORB	Oil rubbed bronze	\$2,010

Schedule B

The following is recommended for ADS7H63LP double slipper tubs with deck holes:

- Faucet: part #4601 or 4603
- Straight bath supplies: part #5577
- Leg tub drain: part #5599LT or 5599TS

The following is recommended for ADSTD63LP and ADSN63LP tubs with no faucet holes:

- Faucet: part #4602, 4022 or 4025
- Rigid, free standing supplies: part #4502
- Leg tub drain: part #5599LT or 5599TS

Order #DRILL-OF to have an overflow drilled at no charge.

With overflow drilled, this tub requires drain part #5599E.

Tubs that have been drilled with overflow are "special order" and are not returnable.

Note: Oil Rubbed Bronze feet may not match perfectly with fillers, supplies and drains.

Bathtubs now ship with the feet attached and leveled.
Bathtubs are thoroughly inspected before being shipped.

Color Code **WH** White

Acrylic Tubs



L 69"
W 28"
H 31¼" (from floor to top of tub)

Merrick 69" Acrylic Double Slipper Tub

- Double-walled acrylic
- No faucet holes
- Continuous rolled rim
- Center drain
- Imperial feet are aluminum brass
- No overflow

Gallon capacity: 46 • Shipping weight: 144 lbs.
Empty weight: 84 lbs. • Filled weight: 584 lbs.

The following is recommended for ATDSN69I tubs with no faucet holes:

- Faucet: part #4602, 4022 or 4025
- Rigid, free standing supplies: part #4502
- Leg tub drain: part #5599LT or 5599TS

Color	Product Number	Feet Finish	Price
WH	ATDSN69I-WH-CP	Polished chrome	\$1,876
WH	ATDSN69I-WH-BN	Brushed nickel	\$2,053
WH	ATDSN69I-WH-PB	Polished brass	\$1,965
WH	ATDSN69I-WH-ORB	Oil rubbed bronze	\$2,143

Schedule B

Order #DRILL-OFF to have an overflow drilled at no charge.
With overflow drilled, this tub requires drain part #5599.
Tubs that have been drilled with overflow are "special order" and are not returnable.



L 69"
W 28"
H 31" (from floor to top of tub)

Minerva 69" Acrylic Double Slipper Tub

- Double-walled acrylic
- No faucet holes
- Built in adjusters in feet
- Center drain
- Lion paw feet are aluminum brass
- No overflow

Gallon capacity: 46 • Shipping weight: 144 lbs.
Empty weight: 84 lbs. • Filled weight: 584 lbs.

The following is recommended for ATDSN69 tubs with no faucet holes:

- Faucet: part #4602, 4022 or 4025
- Rigid, free standing supplies: part #4502
- Leg tub drain: part #5599LT or 5599TS

Color	Product Number	Feet Finish	Price
WH	ATDSN69-WH-CP	Polished chrome	\$1,876
WH	ATDSN69-WH-BN	Brushed nickel	\$2,053
WH	ATDSN69-WH-PB	Polished brass	\$1,965
WH	ATDSN69-WH-ORB	Oil Rubbed Bronze	\$2,143

Schedule B

Order #DRILL-OFF to have an overflow drilled at no charge.
With overflow drilled, this tub requires drain part #5599PD.
Tubs that have been drilled with overflow are "special order" and are not returnable.


Bathtubs now ship with the feet attached and leveled.
Bathtubs are thoroughly inspected before being shipped.

Color Code **WH** White

Acrylic Tubs

L 66³/₈"

W 30"

H 29³/₈" (from floor to top of tub)

Milicent 66" Acrylic Slipper Tub with Integral Drain

- Double-walled acrylic
- No faucet holes
- Overflow slot
- End drain
- Continuous rolled rim
- Includes drain and overflow covers

Gallon capacity: 77 • Shipping weight: 166 lbs.
Empty weight: 117 lbs. • Filled weight: 757 lbs.

The following is recommended for ATDSN66C tubs with no faucet holes and integral drain:

- Faucet: part #4602, 4022 or 4025
- Rigid, freestanding supplies: part #4502
- Freestanding filler: part #7901, 7918 or 7934 (Supplies included with filler)

Color	Product Number	Drain/Overflow Cover Finish	Price
WH	ATDSN66C-WH-BN	Brushed nickel	\$4,004
WH	ATDSN66C-WH-CP	Polished chrome	\$3,977
WH	ATDSN66C-WH-MB	Matte black	\$4,004
WH	ATDSN66C-WH-ORB	Oil rubbed bronze	\$4,004
WH	ATDSN66C-WH-PB	Polished brass	\$4,004
WH	ATDSN66C-WH-PN	Polished nickel	\$4,004
WH	ATDSN66C-WH-WH	White	\$4,004

Schedule B


Tub has overflow slot with drain tube between tub walls.

To have your tub insulated for heat retention order #TUB INSULATION for \$622.

Tubs with insulation added or air kit installed are "special order" and not returnable.



To add Air Jet Massage to your tub order Air Kit 1 or Air Kit 2 for \$2,774.
See pages 2- 3 for details.

L 66¹/₄"W 30¹/₄"H 27⁵/₈" (from floor to top of tub)

Milan 66" Acrylic Double Slipper Tub with Integral Drain

- Double-walled acrylic
- No faucet holes
- Overflow slot
- Center drain
- Continuous rolled rim
- Includes drain and overflow covers

Gallon capacity: 63 • Shipping weight: 160 lbs.
Empty weight: 115 lbs. • Filled weight: 638 lbs.

The following is recommended for ATDSN66B tubs with no faucet holes and integral drain:

- Faucet: part #4602, 4022 or 4025
- Rigid, freestanding supplies: part #4502
- Freestanding filler: part #7901, 7918 or 7934 (Supplies included with filler)

Color	Product Number	Drain/Overflow Cover Finish	Price
WH	ATDSN66B-WH-BN	Brushed nickel	\$3,977
WH	ATDSN66B-WH-CP	Polished chrome	\$3,951
WH	ATDSN66B-WH-MB	Matte black	\$3,977
WH	ATDSN66B-WH-ORB	Oil rubbed bronze	\$3,977
WH	ATDSN66B-WH-PB	Polished brass	\$3,977
WH	ATDSN66B-WH-PN	Polished nickel	\$3,977
WH	ATDSN66B-WH-WH	White	\$3,977

Schedule B

Tub has overflow slot with drain tube between tub walls.

To have your tub insulated for heat retention order #TUB INSULATION for \$622.

Tubs with insulation added or air kit installed are "special order" and not returnable.



To add Air Jet Massage to your tub order Air Kit 1 or Air Kit 2 for \$2,774.
See pages 2- 3 for details.

Color Code **WH** White

Bathtubs are thoroughly inspected before being shipped.

Soakers

Cast iron, acrylic, copper and resin bathtubs

Acrylic Tubs



L 69"
W 28½"
H 30¾" (from floor to top of tub)

Monique 69" Acrylic Double Slipper Tub

- Double-walled acrylic
- No overflow
- Center drain
- Imperial feet are aluminum brass

Gallon capacity: 53 • Shipping weight: 144 lbs.
Empty weight: 84 lbs. • Filled weight: 543 lbs.

All ATDS7H69R tubs have 7" centers in tub deck.
All ATDSTD69R tubs have no faucet holes with tap deck.
All ATDSN69R tubs have no faucet holes with continuous rolled rim.



Color	Product Number	Feet Finish	Price
WH	ATDS7H69R-WH-CP	Polished chrome	\$1,876
WH	ATDS7H69R-WH-PB	Polished brass	\$1,965
WH	ATDS7H69R-WH-BN	Brushed nickel	\$2,053
WH	ATDS7H69R-WH-OR	Oil rubbed bronze	\$2,143
WH	ATDSTD69R-WH-CP	Polished chrome	\$1,876
WH	ATDSTD69R-WH-PB	Polished brass	\$1,965
WH	ATDSTD69R-WH-BN	Brushed nickel	\$2,053
WH	ATDSTD69R-WH-OR	Oil rubbed bronze	\$2,143
WH	ATDSN69R-WH-CP	Polished chrome	\$1,876
WH	ATDSN69R-WH-PB	Polished brass	\$1,965
WH	ATDSN69R-WH-BN	Brushed nickel	\$2,053
WH	ATDSN69R-WH-OR	Oil rubbed bronze	\$2,143

Schedule B

The following is recommended for ATDS7H69R double slipper tubs with deck holes:

- Faucet: part #4601 or 4603
- Straight bath supplies: part #5577
- Leg tub drain: part #5599LT or 5599TS

The following is recommended for ATDSTD69R and ATDSN69R tubs with no faucet holes:

- Faucet: part #4602, 4022 or 4025
- Rigid, free standing supplies: part #4502
- Leg tub drain: part #5599LT or 5599TS

Order #DRILL-OFF to have an overflow drilled at no charge.

With overflow drilled, this tub requires drain part #5599PD.

Tubs that have been drilled with overflow are "special order" and are not returnable.

Note: Oil Rubbed Bronze feet may not match perfectly with fillers, supplies and drains.

Bathtubs now ship with the feet attached and leveled.
Bathtubs are thoroughly inspected before being shipped.

Color Code **WH** White

Acrylic Tubs



L 69"

W 28½"

H 30¾" (from floor to top of tub)



Monroe 69" Acrylic Double Slipper Tub

- Double-walled acrylic
- No overflow
- Center drain
- Lion paw feet are aluminum brass

Gallon capacity: 53 • Shipping weight: 144 bs.
Empty weight: 84 lbs. • Filled weight: 643 lbs.

All ADS7H69LP tubs have 7" centers in tub deck.

All ADSTD69LP tubs have no faucet holes with tap deck.

All ADSN69LP tubs have no faucet holes continuous rolled rim.



Color	Product Number	Feet Finish	Price
WH	ADS7H69LP-WH-CP	Polished chrome	\$1,876
WH	ADS7H69LP-WH-BN	Brushed nickel	\$2,053
WH	ADS7H69LP-WH-OR	Oil rubbed bronze	\$2,143
WH	ADS7H69LP-WH-PB	Polished brass	\$1,965
WH	ADSTD69LP-WH-CP	Polished chrome	\$1,876
WH	ADSTD69LP-WH-BN	Brushed nickel	\$2,053
WH	ADSTD69LP-WH-OR	Oil rubbed bronze	\$2,143
WH	ADSTD69LP-WH-PB	Polished brass	\$1,965
WH	ADSN69LP-WH-CP	Polished chrome	\$1,876
WH	ADSN69LP-WH-BN	Brushed nickel	\$2,053
WH	ADSN69LP-WH-OR	Oil rubbed bronze	\$2,143
WH	ADSN69LP-WH-PB	Polished brass	\$1,965

Schedule B

The following is recommended for ADS7H69LP double slipper tubs with deck holes:

- Faucet: part #4601 or 4603
- Straight bath supplies: part #5577
- Leg tub drain: part #5599LT or 5599TS

The following is recommended for ADSTD69LP and ADSN69LP tubs with no faucet holes:

- Faucet: part #4602, 4022 or 4025
- Rigid, free standing supplies: part #4502
- Leg tub drain: part #5599LT or 5599TS

Order #DRILL-OF to have an overflow drilled at no charge.

With overflow drilled, this tub requires drain part #5599PD.

Tubs that have been drilled with overflow are "special order" and are not returnable.

Bathtubs now ship with the feet attached and leveled.
Bathtubs are thoroughly inspected before being shipped.

Color Code **WH** White

Soakers

Cast iron, acrylic, copper and resin bathtubs

Acrylic Tubs

L 63"
W 28"
H 28"



Color	Product Number	Description	Price
WH	ATDS7H63RB-WH	7" Centers in tub deck	\$2,139
WH	ATDSN63RB-WH	No faucet holes with cont rolled rim	\$2,139
WH	ATDSNTD63RB-WH	No faucet holes with tap deck	\$2,139

Schedule B

Order #DRILL-OFF to have an overflow drilled at no charge.
With overflow drilled, this tub requires drain part #5599.
Tubs with overflow drilled or air kit installed are "special order" and not returnable.

L 69"
W 28½"
H 28¾"



Color	Product Number	Description	Price
WH	ATDS7H69B-WH	7" Centers in tub deck	\$2,223
WH	ATDSN69B-WH	No faucet holes with cont rolled rim	\$2,223
WH	ATDSNTD69B-WH	No faucet holes with tap deck	\$2,223

Schedule B

Order #DRILL-OFF to have an overflow drilled at no charge.
With overflow drilled, this tub requires drain part #5599.
Tubs with overflow drilled or air kit installed are "special order" and not returnable.

Monterrey 63" Acrylic Double Slipper Tub on Base

- Double-walled acrylic
- No overflow
- Center drain
- Decorative base
- No faucet holes

Gallon capacity: 43 • Shipping weight: 140 lbs.
Empty weight: 80 lbs. • Filled weight: 459 lbs.



The following is recommended for ATDS7H63RB tubs with deck holes.

- Faucet: part #4601 or 7601
- Straight bath supplies: part #5577
- Leg tub drain: part #5599LT or 5599TS

The following is recommended for ATDSN63RB and ATDSNTD63RB tubs with no faucet holes:

- Faucet: part #4602, 4063 or 4604
- Rigid, freestanding supplies: part #4502
- Leg tub drain: part #5599LT or 5599TS

Montebello 69" Acrylic Double Slipper Tub on Base

- Double-walled acrylic
- No overflow
- Center drain
- Decorative base

Gallon capacity: 53 • Shipping weight: 144 lbs.
Empty weight: 84 lbs. • Filled weight: 527 lbs.



The following is recommended for ATDS7H69B tubs with deck holes.

- Faucet: part #4601 or 7601
- Straight bath supplies: part #5577
- Leg tub drain: part #5599LT or 5599TS

The following is recommended for ATDSN69B and ATDSNTD69B tubs with no faucet holes:

- Faucet: part #4602, 4604 or 7082
- Rigid, freestanding supplies: part #4502
- Leg tub drain: part #5599LT or 5599TS

Color Code WH White

Acrylic Tubs

L 69"
W 30 $\frac{5}{8}$ "
H 29"



Morgan 69" Acrylic Double Slipper Tub on Base with Integral Drain

- Double-walled acrylic
- Overflow slot
- Center drain
- No faucet holes
- Includes OF cover and matching drain

Gallon capacity: 53 • Shipping weight: 162 lbs.

Empty weight: 102 lbs. • Filled weight: 555 lbs.

Color	Product Number	Drain/Overflow Cover Finish	Price
WH	ATDSN70BHIG-BN	Brushed nickel	\$2,513
WH	ATDSN70BHIG-CP	Polished chrome	\$2,490
WH	ATDSN70BHIG-MB	Matte black	\$2,513
WH	ATDSN70BHIG-ORB	Oil rubbed bronze	\$2,513
WH	ATDSN70BHIG-PB	Polished brass	\$2,513
WH	ATDSN70BHIG-PN	Polished nickel	\$2,513
WH	ATDSN70BHIG-WT	White	\$2,513

Schedule B

Tub has overflow slot with drain tube between the tub walls.

Tubs with insulation added or air kit installed are "special order" and not returnable



To add Air Jet Massage to your tub order Air Kit 1 or Air Kit 2 for \$2,774. See pages 2- 3 for details.

The following is recommended for ATDSN70BHIG tubs with no faucet holes and integral drain:

- Faucet: part **#4602 or 4604**
- Rigid, freestanding supplies: part **#4502**
- Freestanding filler: part **#7901, 7922 or 7934**
(Supplies included with filler)

Bathtubs are thoroughly inspected before being shipped.

Color Code **WH** White

Acrylic Tubs

L 59"
W 30¾"
H 26¼" (from floor to top of tub)



Mystique 59" Acrylic Freestanding Double Slipper Tub with Integral Drain

- Double-walled acrylic
- Overflow slot
- Center drain
- No faucet holes
- Includes OF cover and matching drain

Gallon capacity: 48 • Shipping weight: 134 lbs.

Empty weight: 82 lbs. • Filled weight: 564 lbs.

Color	Product Number	Drain/Overflow Cover Finish	Price
WH	ATDSN59IG-BN	Brushed nickel	\$2,463
WH	ATDSN59IG-CP	Polished chrome	\$2,435
WH	ATDSN59IG-ORB	Oil rubbed bronze	\$2,508
WH	ATDSN59IG-PB	Polished brass	\$2,481
WH	ATDSN59IG-PN	Polished nickel	\$2,463
WH	ATDSN59IG-WT	White	\$2,481

Schedule B

Tub has overflow slot with drain tube between tub walls.

To have your tub insulated for heat retention order **#TUB INSULATION for \$622**.

Tubs with insulation added or air kit installed are "special order" and not returnable.

The following is recommended for ATDSN59IG tubs with no faucet holes and integral drain:

- Faucet: part **#7082** or **7088**
- Double offset supplies: part **#5576**
- Freestanding filler: part **#7901, 7922 or 7952**
(Supplies included with filler)

Bathtubs are thoroughly inspected before being shipped.

Color Code **WH** White

Acrylic Tubs

L 67"

W 35¼"

H 26½" (from floor to top of tub)



Color	Product Number	Drain/Overflow Cover Finish	Price
WH	ATDSN67IG-BN	Brushed nickel	\$2,422
WH	ATDSN67IG-CP	Polished chrome	\$2,399
WH	ATDSN67IG-MB	Matte black	\$2,422
WH	ATDSN67IG-ORB	Oil rubbed bronze	\$2,422
WH	ATDSN67IG-PB	Polished brass	\$2,422
WH	ATDSN67IG-PN	Polished nickel	\$2,422
WH	ATDSN67IG-WT	White	\$2,422

Schedule B

Tub has overflow slot with drain tube between tub walls.

To have your tub insulated for heat retention order **#TUB INSULATION for \$622**.

Tubs with insulation added or air kit installed are "special order" and not returnable.



To add Air Jet Massage to your tub order Air Kit 1 or Air Kit 2 for \$2,774. See pages 2- 3 for details.



L 67"

W 29¼"

H 27"

Color	Product Number	Drain/Overflow Cover Finish	Price
WH	ATDSN67BIG-BN	Brushed nickel	\$4,030
WH	ATDSN67BIG-CP	Polished chrome	\$4,004
WH	ATDSN67BIG-MB	Matte black	\$4,030
WH	ATDSN67BIG-ORB	Oil rubbed bronze	\$4,030
WH	ATDSN67BIG-PB	Polished brass	\$4,030
WH	ATDSN67BIG-PN	Polished nickel	\$4,030
WH	ATDSN67BIG-WT	White	\$4,030

Schedule B

Tub has overflow slot with drain tube between tub walls.

Tubs with insulation added or air kit installed are "special order" and not returnable.



To add Air Jet Massage to your tub order Air Kit 1 or Air Kit 2 for \$2,774. See pages 2- 3 for details.

Color Code **WH** White

Naomi 67" Acrylic Freestanding Double Slipper Tub with Integral Drain

- Double-walled acrylic
- Overflow slot
- Center drain
- No faucet holes
- Includes OF cover and matching drain

Gallon capacity: 43 • Shipping weight: 142 lbs.
Empty weight: 82 lbs. • Filled weight: 442 lbs.

The following is recommended for ATDSN67IG tubs with no faucet holes and integral drain:

- Faucet: part **#7020, 7082 or 7088**
- Double offset supplies: part **#5576**
- Freestanding filler: part **#7901, 7922 or 7934**
(Supplies included with filler)

Nemo 67" Acrylic Double Slipper Tub on Base with Integral Drain

- Double-walled acrylic
- Overflow slot
- No faucet holes
- Center drain
- Decorative base
- Includes OF cover and matching drain

Gallon capacity: 51 • Shipping weight: 142 lbs.
Empty weight: 82 lbs. • Filled weight: 508 lbs.

The following is recommended for ATDSN67BIG tubs with no faucet holes and integral drain:

- Faucet: part **#7082 or 7088**
- Rigid, freestanding supplies: part **#4502**

Bathtubs are thoroughly inspected before being shipped.

Soakers

Cast iron, acrylic, copper and resin bathtubs

Acrylic Tubs

L 62"
W 30½"
H 25½"



Newman 62" Acrylic Double Slipper Tub with Integral Drain

- Double-walled acrylic
- Overflow slot
- Center drain
- No faucet holes
- Includes OF cover and matching drain

Gallon capacity: 48 • Shipping weight: 137 lbs.

Empty weight: 77 lbs. • Filled weight: 478 lbs.

The following is recommended for ATDSN62FIG tubs with no faucet holes and integral drain:

- Faucet: part **#7020, 7082 or 7088**
- Double offset supplies: part **#5576**
- Freestanding filler: part **#7902 or 7934**
(Supplies included with filler)

Color	Product Number	Drain/Overflow Cover Finish	Price
WH	ATDSN62FIG-BN	Brushed nickel	\$2,458
WH	ATDSN62FIG-CP	Polished chrome	\$2,435
WH	ATDSN62FIG-MB	Matte black	\$2,458
WH	ATDSN62FIG-ORB	Oil rubbed bronze	\$2,458
WH	ATDSN62FIG-PB	Polished brass	\$2,458
WH	ATDSN62FIG-PN	Polished nickel	\$2,458
WH	ATDSN62FIG-WT	White	\$2,458

Schedule B

Tub has overflow slot with drain tube between the tub walls.

To have your tub insulated for heat retention order **#TUB INSULATION for \$622**.

Tubs with insulation added or air kit installed are "special order" and not returnable



To add Air Jet Massage to your tub order Air Kit 1 or Air Kit 2 for \$2,774.
See pages 2- 3 for details.

L 67¼"
W 30¾"
H 25"



Nickelby 67" Acrylic Double Slipper Tub with Integral Drain

- Double-walled acrylic
- Overflow slot
- Center drain
- No faucet holes
- Includes OF cover and matching drain

Gallon capacity: 53 • Shipping weight: 142 lbs.

Empty weight: 82 lbs. • Filled weight: 525 lbs.

The following is recommended for ATDSN68FIG tubs with no faucet holes:

- Faucet: part **#7020, 7082 or 7088**
- Double offset supplies: part **#5576**
- Freestanding filler: part **#7902 or 7934**
(Supplies included with filler)

Color	Product Number	Drain/Overflow Cover Finish	Price
WH	ATDSN68FIG-BN	Brushed nickel	\$2,485
WH	ATDSN68FIG-CP	Polished chrome	\$2,463
WH	ATDSN68FIG-MB	Matte black	\$2,485
WH	ATDSN68FIG-ORB	Oil rubbed bronze	\$2,485
WH	ATDSN68FIG-PB	Polished brass	\$2,485
WH	ATDSN68FIG-PN	Polished nickel	\$2,485
WH	ATDSN68FIG-WT	White	\$2,485

Schedule B

Tub has overflow slot with drain tube between the tub walls.

To have your tub insulated for heat retention order **#TUB INSULATION for \$622**.

Tubs with insulation added or air kit installed are "special order" and not returnable.




To add Air Jet Massage to your tub order Air Kit 1 or Air Kit 2 for \$2,774.
See pages 2- 3 for details.

Bathtubs are thoroughly inspected before being shipped.

Color Code **WH** White

Acrylic Tubs



L 67"
W 31½"
H 29½"

Color	Product Number	Drain/Overflow Cover Finish	Price
WH	ATFN67IG-BN	Brushed nickel	\$3,204
WH	ATFN67IG-CP	Polished chrome	\$3,177
WH	ATFN67IG-ORB	Oil rubbed bronze	\$3,249
WH	ATFN67IG-PB	Polished brass	\$3,222
WH	ATFN67IG-PN	Polished nickel	\$3,204
WH	ATFN67IG-WT	White	\$3,222

Schedule B

Tub has overflow slot with drain tube between tub walls.
To have your tub insulated for heat retention order **#TUB INSULATION for \$622**.
Tubs with insulation added or air kit installed are "special order" and not returnable.

Nessa 67" Acrylic Freestanding Tub with Integral Drain

- Double-walled acrylic
- Overflow slot
- Built in adjusters
- Center drain
- No faucet holes
- Includes OF cover and matching drain

Gallon capacity: 57 • Shipping weight: 142 lbs.
Empty weight: 82 lbs. • Filled weight: 558 lbs.

The following is recommended for ATFN67IG tubs with no faucet holes and integral drain:

- Faucet: part **#4602, 4604, 7082 or 7088**
- Rigid, freestanding supplies: part **#4502**
- Freestanding filler: part **#7902, 7922 or 7932**
(Supplies included with filler)



L 71"
W 31¾"
H 30"

Color	Product Number	Drain/Overflow Cover Finish	Price
WH	ATFN71IG-BN	Brushed nickel	\$3,368
WH	ATFN71IG-CP	Polished chrome	\$3,341
WH	ATFN71IG-ORB	Oil rubbed bronze	\$3,414
WH	ATFN71IG-PB	Polished brass	\$3,387
WH	ATFN71IG-PN	Polished nickel	\$3,368
WH	ATFN71IG-WT	White	\$3,387

Schedule B

Tub has overflow slot with drain tube between tub walls.
To have your tub insulated for heat retention order **#TUB INSULATION for \$622**.
Tubs with insulation added or air kit installed are "special order" and not returnable.

Nicole 71" Acrylic Freestanding Tub with Integral Drain

- Double-walled acrylic
- Overflow slot
- Built in adjusters
- Center drain
- No faucet holes
- Includes OF cover and matching drain

Gallon capacity: 61 • Shipping weight: 162 lbs.
Empty weight: 102 lbs. • Filled weight: 631 lbs.

The following is recommended for ATFN71IG tubs with no faucet holes and integral drain:

- Faucet: part **#4602, 4604, 7082 or 7088**
- Rigid, freestanding supplies: part **#4502**
- Freestanding filler: part **#7902, 7922 or 7932**
(Supplies included with filler)

Bathtubs are thoroughly inspected before being shipped.

Color Code **WH** White

Soakers

Cast iron, acrylic, copper and resin bathtubs

Acrylic Tubs

L 68 $\frac{5}{8}$ "

W 31"

H 27 $\frac{1}{2}$ " (from floor to top of tub)



Noreen 69" Acrylic Freestanding Double Slipper Tub with Integral Drain

- Double-walled acrylic
- Overflow slot
- Center drain
- No faucet holes
- Includes OF cover and matching drain

Gallon capacity: 58 • Shipping weight: 144 lbs.

Empty weight: 84 lbs. • Filled weight: 554lbs.

The following is recommended for ATDSN69KIG tubs with no faucet holes and integral drain:

- Faucet: part **#4602** or **4604**
- Rigid, freestanding supplies: part **#4502**

Color	Product Number	Drain/Overflow Cover Finish	Price
WH	ATDSN69KIG-BN	Brushed nickel	\$2,631
WH	ATDSN69KIG-CP	Polished chrome	\$2,608
WH	ATDSN69KIG-MB	Matte black	\$2,631
WH	ATDSN69KIG-ORB	Oil rubbed bronze	\$2,631
WH	ATDSN69KIG-PB	Polished brass	\$2,631
WH	ATDSN69KIG-PN	Polished nickel	\$2,631
WH	ATDSN69KIG-WT	White	\$2,631

Schedule B

Tub has overflow slot with drain tube between tub walls.

To have your tub insulated for heat retention order **#TUB INSULATION for \$622**.

Tubs with insulation added or air kit installed are "special order" and not returnable.

To add Air Jet Massage to your tub order Air Kit 1 or Air Kit 2 for \$2,774.

See pages 2- 3 for details.



L 65 $\frac{3}{4}$ "

W 28 $\frac{3}{8}$ "

H 22 $\frac{3}{4}$ "



Nottingham 66" Acrylic Freestanding Tub with Integral Drain

- Double-walled acrylic
- Overflow slot
- End drain
- No faucet holes
- Includes OF cover and matching drain

Gallon capacity: 44 • Shipping weight: 142 lbs.

Empty weight: 82 lbs. • Filled weight: 450 lbs.

The following is recommended for ATFSN66IG tubs with no faucet holes and integral drain:

- Faucet: part **#7901** or **7913**
(Supplies included with filler)

Color	Product Number	Drain/Overflow Cover Finish	Price
WH	ATFSN66IG-BN	Brushed nickel	\$2,394
WH	ATFSN66IG-CP	Polished chrome	\$2,371
WH	ATFSN66IG-MB	Matte black	\$2,394
WH	ATFSN66IG-ORB	Oil rubbed bronze	\$2,394
WH	ATFSN66IG-PB	Polished brass	\$2,394
WH	ATFSN66IG-PN	Polished nickel	\$2,394
WH	ATFSN66IG-WT	White	\$2,394

Schedule B

Tub has overflow slot with drain tube between tub walls.

To have your tub insulated for heat retention order **#TUB INSULATION for \$622**.

Tubs with insulation added or air kit installed are "special order" and not returnable.

To add Air Jet Massage to your tub order Air Kit 1 or Air Kit 2 for \$2,774.

See pages 2- 3 for details.



Bathtubs are thoroughly inspected before being shipped.

Color Code **WH** White

Acrylic Tubs



L 69"
W 29⁵/₈"
H 27"

Normandy 69" Acrylic Curved Double Slipper Tub with Integral Drain

- Double-walled acrylic
- Overflow slot
- No faucet holes
- Center drain
- Petite base
- Includes OF cover and matching drain

Gallon capacity: 46 • Shipping weight: 164 lbs.
Empty weight: 104 lbs. • Filled weight: 488 lbs.

Color	Product Number	Drain/Overflow Cover Finish	Price
WH	ATDSN70BIG-BN	Brushed nickel	\$3,897
WH	ATDSN70BIG-CP	Polished chrome	\$3,871
WH	ATDSN70BIG-MB	Matte black	\$3,897
WH	ATDSN70BIG-ORB	Oil rubbed bronze	\$3,897
WH	ATDSN70BIG-PB	Polished brass	\$3,897
WH	ATDSN70BIG-PN	Polished nickel	\$3,897
WH	ATDSN70BIG-WT	White	\$3,897

Schedule B

The following is recommended for ATDSN70BIG tubs with no faucet holes and integral drain:

- Faucet: part #7901 or 7913
(Supplies included with filler)

Tub has overflow slot with drain tube between tub walls.

To have your tub insulated for heat retention order **#TUB INSULATION for \$622**.

Tubs with insulation added or air kit installed are "special order" and not returnable.



To add Air Jet Massage to your tub order Air Kit 1 or Air Kit 2 for \$2,774.
See pages 2- 3 for details.

Bathtubs are thoroughly inspected before being shipped.

Color Code **WH** White

Acrylic Tubs

L 72"
W 31½"
H 27¾"



Nydia 72" Acrylic Bateau Tub with Integral Drain

- Double-walled acrylic
- Overflow slot
- No faucet holes
- Center drain
- Includes OF cover and matching drain

Gallon capacity: 65 • Shipping weight: 162 lbs.
Empty weight: 102 lbs. • Filled weight: 561 lbs.

The following is recommended for ATFDSN72IG tubs with no faucet holes and integral drain:

- Faucet: part #7901 or 7913
(Supplies included with filler)

Color	Product Number	Drain/Overflow Cover Finish	Price
WH	ATFDSN72IG-BN	Brushed nickel	\$2,568
WH	ATFDSN72IG-CP	Polished chrome	\$2,545
WH	ATFDSN72IG-MB	Matte black	\$2,568
WH	ATFDSN72IG-ORB	Oil rubbed bronze	\$2,568
WH	ATFDSN72IG-PB	Polished brass	\$2,568
WH	ATFDSN72IG-PN	Polished nickel	\$2,568
WH	ATFDSN72IG-WT	White	\$2,568

Schedule B

Tub has overflow slot with drain tube between tub walls.

To have your tub insulated for heat retention order **#TUB INSULATION for \$622**.

Tubs with insulation added or air kit installed are "special order" and not returnable.



To add Air Jet Massage to your tub order Air Kit 1 or Air Kit 2 for \$2,774.
See pages 2- 3 for details.

L 71½"
W 27"
H 28"



Nyx 72" Acrylic Double Slipper Tub with Integral Drain

- Double-walled acrylic
- Overflow slot
- Center drain
- No faucet holes
- Includes OF cover and matching drain

Gallon capacity: 63 • Shipping weight: 162 lbs.
Empty weight: 102 lbs. • Filled weight: 620 lbs.

The following is recommended for ATDSN72IG tubs with no faucet holes and integral drain:

- Faucet: part #4022, 4025, 4602 or 4604
- Rigid, freestanding supplies: part #4502
- Faucet: part #7902 or 7934
(Supplies included with filler)

Color	Product Number	Drain/Overflow Cover Finish	Price
WH	ATDSN72IG-BN	Brushed nickel	\$2,468
WH	ATDSN72IG-CP	Polished chrome	\$2,445
WH	ATDSN72IG-MB	Matte black	\$2,468
WH	ATDSN72IG-ORB	Oil rubbed bronze	\$2,468
WH	ATDSN72IG-PB	Polished brass	\$2,468
WH	ATDSN72IG-PN	Polished nickel	\$2,468
WH	ATDSN72IG-WT	White	\$2,468

Schedule B

Tub has overflow slot with drain tube between the tub walls.

To have your tub insulated for heat retention order **#TUB INSULATION for \$622**.

Tubs with insulation added or air kit installed are "special order" and not returnable.



To add Air Jet Massage to your tub order Air Kit 1 or Air Kit 2 for \$2,774.
See pages 2- 3 for details.

Bathtubs are thoroughly inspected before being shipped.

Color Code **WH** White

Acrylic Tubs



L 55"

W 26⁵/₈"H 23¹/₈"

Ogden 55" Acrylic Freestanding Tub with Integral Drain

- Double-walled acrylic
- Overflow slot
- Center drain
- No faucet holes
- Includes OF cover and matching drain

Gallon capacity: 45 • Shipping weight: 136 lbs.

Empty weight: 73 lbs. • Filled weight: 447 lbs.

Color	Product Number	Drain/Overflow Cover Finish	Price
WH	ATOVN55IIG-BN	Brushed nickel	\$2,857
WH	ATOVN55IIG-CP	Polished chrome	\$2,831
WH	ATOVN55IIG-MB	Matte black	\$2,857
WH	ATOVN55IIG-ORB	Oil rubbed bronze	\$2,857
WH	ATOVN55IIG-PB	Polished brass	\$2,857
WH	ATOVN55IIG-PN	Polished nickel	\$2,857
WH	ATOVN55IIG-WT	White	\$2,857

Schedule B

Tub has overflow slot with drain tube between the tub walls.

To have your tub insulated for heat retention order **#TUB INSULATION for \$622**.

Tubs with insulation added or air kit installed are "special order" and not returnable



To add Air Jet Massage to your tub order Air Kit 1 or Air Kit 2 for \$2,774.
See pages 2- 3 for details.

The following is recommended for ATOVN55IIG tubs with no faucet holes and integral drain:

- Faucet: part **#4602 or 4604**
- Rigid, freestanding supplies: part **#4502**
- Freestanding filler: part **#7901, 7922 or 7934**
(Supplies included with filler)

Bathtubs are thoroughly inspected before being shipped.

Color Code **WH** White

Soakers

Cast iron, acrylic, copper and resin bathtubs

Acrylic Tubs



L 55"
W 26½"
H 23" (from floor to top of tub)

Ollie 55" Acrylic Freestanding Tub with Integral Drain

- Double-walled acrylic
- Overflow slot
- Center drain
- No faucet holes
- Includes OF cover and matching drain

Gallon capacity: 40 • Shipping weight: 148 lbs.
Empty weight: 88 lbs. • Filled weight: 422 lbs.

The following is recommended for ATOVN55IG tubs with no faucet holes and integral drain:

- Faucet: part **#4602** or **4604**
- Rigid, freestanding supplies: part **#4502**

Color	Product Number	Drain/Overflow Cover Finish	Price
WH	ATOVN55IG-BN	Brushed nickel	\$2,324
WH	ATOVN55IG-CP	Polished chrome	\$2,298
WH	ATOVN55IG-MB	Matte black	\$2,324
WH	ATOVN55IG-ORB	Oil rubbed bronze	\$2,324
WH	ATOVN55IG-PB	Polished brass	\$2,324
WH	ATOVN55IG-PN	Polished nickel	\$2,324
WH	ATOVN55IG-WH	White	\$2,324

Schedule B

Tub has overflow slot with drain tube between tub walls.

To have your tub insulated for heat retention order **#TUB INSULATION** for **\$622**.

Tubs with insulation added or air kit installed are "special order" and not returnable.



To add Air Jet Massage to your tub order Air Kit 1 or Air Kit 2 for \$2,774.
See pages 2- 3 for details.



L 55⅝"
W 29½"
H 26⅝"

Onyx 56" Freestanding Acrylic Tub with Integral Drain

- Double-walled acrylic
- Overflow slot
- No faucet holes
- End drain
- Integral seat
- Includes OF cover and matching drain

Gallon capacity: 63 • Shipping weight: 153 lbs.
Empty weight: 93 lbs. • Filled weight: 619 lbs.

The following is recommended for ATOVN56FIG tubs with no faucet holes and integral drain:

- Faucet: part **#4602**, **4604** or **7082**
- Rigid, freestanding supplies: part **#4502**

Color	Product Number	Drain/Overflow Cover Finish	Price
WH	ATOVN56FIG-BN	Brushed nickel	\$2,617
WH	ATOVN56FIG-CP	Polished chrome	\$2,591
WH	ATOVN56FIG-MB	Matte black	\$2,617
WH	ATOVN56FIG-ORB	Oil rubbed bronze	\$2,617
WH	ATOVN56FIG-PB	Polished brass	\$2,617
WH	ATOVN56FIG-PN	Polished nickel	\$2,617
WH	ATOVN56FIG-WT	White	\$2,617

Schedule B

Tub has overflow slot with drain tube between tub walls.

To have your tub insulated for heat retention order **#TUB INSULATION** for **\$622**.

Tubs with insulation added or air kit installed are "special order" and not returnable.



To add Air Jet Massage to your tub order Air Kit 1 or Air Kit 2 for \$2,774.
See pages 2- 3 for details.

Bathtubs are thoroughly inspected before being shipped.

Color Code **WH** White

Acrylic Tubs

L 58 $\frac{5}{8}$ "
W 31 $\frac{1}{2}$ "
H 23"



Opus 59" Acrylic Freestanding Tub with Integral Drain

- Double-walled acrylic
- Overflow slot
- Center drain
- No faucet holes
- Includes OF cover and matching drain

Gallon capacity: 41 • Shipping weight: 133 lbs.
Empty weight: 73 lbs. • Filled weight: 417 lbs.

Color	Product Number	Drain/Overflow Cover Finish	Price
WH	ATOVN59MFIG-BN	Brushed nickel	\$2,369
WH	ATOVN59MFIG-CP	Polished chrome	\$2,343
WH	ATOVN59MFIG-MB	Matte black	\$2,369
WH	ATOVN59MFIG-ORB	Oil rubbed bronze	\$2,369
WH	ATOVN59MFIG-PB	Polished brass	\$2,369
WH	ATOVN59MFIG-PN	Polished nickel	\$2,369
WH	ATOVN59MFIG-WT	White	\$2,369

Schedule B

Tub has overflow slot with drain tube between tub walls.

To have your tub insulated for heat retention order **#TUB INSULATION for \$622**.

Tubs with insulation added or air kit installed are "special order" and not returnable.



To add Air Jet Massage to your tub order Air Kit 1 or Air Kit 2 for \$2,774.
See pages 2- 3 for details.

The following is recommended for ATOVN59MFIG tubs with no faucet holes and integral drain:

- Faucet: part **#7901 or 7913**
(Supplies included with filler)

Bathtubs are thoroughly inspected before being shipped.

Color Code **WH** White

Acrylic Tubs



L 59"

W 31½"

H 23¾" (from floor to top of tub)

Color	Product Number	Feet Finish	Price
WH	ATOV7H59AIG-BN	Brushed nickel	\$2,390
WH	ATOV7H59AIG-CP	Polished Chrome	\$2,361
WH	ATOV7H59AIG-ORB	Oil rubbed bronze	\$2,435
WH	ATOV7H59AIG-PB	Polished brass	\$2,407
WH	ATOV7H59AIG-PN	Polished nickel	\$2,390
WH	ATOV7H59AIG-WT	White	\$2,407
WH	ATOVN59AIG-BN	Brushed nickel	\$2,390
WH	ATOVN59AIG-CP	Polished chrome	\$2,361
WH	ATOVN59AIG-ORB	Oil rubbed bronze	\$2,435
WH	ATOVN59AIG-PB	Polished brass	\$2,407
WH	ATOVN59AIG-PN	Polished nickel	\$2,390
WH	ATOVN59AIG-WT	White	\$2,407

Schedule B

Tub has overflow slot with drain tube between tub walls.

To have your tub insulated for heat retention order **#TUB INSULATION for \$622**.

Tubs with insulation added or air kit installed are "special order" and not returnable.



To add Air Jet Massage to your tub order Air Kit 1 or Air Kit 2 for \$2,774. See pages 2- 3 for details.

Olmos 59" Acrylic Freestanding Tub with Integral Drain and Wide Deck

- Double-walled acrylic
- Overflow slot
- Center drain
- Includes OF cover and matching drain
- Wide deck

Gallon capacity: 77 • Shipping weight: 142 lbs.
Empty weight: 99 lbs. • Filled weight: 738 lbs.

All ATOV7H59AIG tubs have 7" centers in tub deck.

All ATOVN59AIG tubs have no faucet holes with tap deck.

The following is recommended for ATOV7H59AIG tubs with deck holes:

- Rim-mounted faucet: part **#4601** or **#4603**
- Straight bath supplies: part **#5577**

The following is recommended for ATOVN59AIG tubs without faucet holes:

- Faucet: part **#4602** or **#7082**
- Double offset supplies: part **#4502**
- Rigid, freestanding supplies: part **#4502**

Bathtubs are thoroughly inspected before being shipped.

Color Code **WH** White

Acrylic Tubs



L 67"

W 31½"

H 24" (from floor to top of tub)

Onita 67" Acrylic Freestanding Tub with Integral Drain and Wide Deck

- Double-walled acrylic
- Overflow slot
- Center drain
- Includes OF cover and matching drain
- Wide deck

Gallon capacity: 87 • Shipping weight: 142 lbs.
Empty weight: 82 lbs. • Filled weight: 516 lbs.

All ATOV7H67AIG tubs have 7" centers in tub deck.
All ATOVN67AIG tubs have no faucet holes with tap deck.

Color	Product Number	Feet Finish	Price
WH	ATOV7H67AIG-BN	Brushed nickel	\$2,591
WH	ATOV7H67AIG-CP	Polished Chrome	\$2,563
WH	ATOV7H67AIG-ORB	Oil rubbed bronze	\$2,637
WH	ATOV7H67AIG-PB	Polished brass	\$2,608
WH	ATOV7H67AIG-PN	Polished nickel	\$2,591
WH	ATOV7H67AIG-WT	White	\$2,608
WH	ATOVN67AIG-BN	Brushed nickel	\$2,591
WH	ATOVN67AIG-CP	Polished chrome	\$2,563
WH	ATOVN67AIG-ORB	Oil rubbed bronze	\$2,637
WH	ATOVN67AIG-PB	Polished brass	\$2,608
WH	ATOVN67AIG-PN	Polished nickel	\$2,591
WH	ATOVN67AIG-WT	White	\$2,608

Schedule B

The following is recommended for ATOV7H67AIG tubs with deck holes:

- Rim-mounted faucet: part **#4601** or **#4603**
- Straight bath supplies: part **#5577**

The following is recommended for ATOVN67AIG tubs without faucet holes:

- Faucet: part **#4602** or **#7082**
- Double offset supplies: part **#4502**
- Rigid, freestanding supplies: part **#4502**

Tub has overflow slot with drain tube between tub walls.

To have your tub insulated for heat retention order **#TUB INSULATION** for \$622.

Tubs with insulation added or air kit installed are "special order" and not returnable.



To add Air Jet Massage to your tub order Air Kit 1 or Air Kit 2 for \$2,774.
See pages 2- 3 for details.

Bathtubs are thoroughly inspected before being shipped.

Color Code **WH** White

Soakers

Cast iron, acrylic, copper and resin bathtubs

Acrylic Tubs



Orlando 59" Acrylic Freestanding Tub with Integral Drain

- Double-walled acrylic
- No faucet holes
- Overflow slot
- Drain and overflow covers included
- Center drain

Gallon capacity: 37 • Shipping weight: 137 lbs.
Empty weight: 77 lbs. • Filled weight: 386 lbs.

The following is recommended for ATOVN59LIG tubs with no faucet holes and integral drain:

- Faucet: part **#4602** or **4604**
- Rigid, freestanding supplies: part **#4502**

L 58½"
W 31¼"
H 23"

Color	Product Number	Drain/Overflow Cover Finish	Price
WH	ATOVN59LIG-BN	Brushed nickel	\$2,471
WH	ATOVN59LIG-CP	Polished chrome	\$2,445
WH	ATOVN59LIG-ORB	Oil rubbed bronze	\$2,517
WH	ATOVN59LIG-PB	Polished brass	\$2,490
WH	ATOVN59LIG-PN	Polished nickel	\$2,471
WH	ATOVN59LIG-WT	White	\$2,490

Schedule B

Tub has overflow slot with drain tube between tub walls.

To have your tub insulated for heat retention order **#TUB INSULATION** for \$622.

Tubs with insulation added or air kit installed are "special order" and not returnable.



Oswald 59" Acrylic Freestanding Tub with Integral Drain

- Double-walled acrylic
- No faucet holes
- Overflow slot
- Drain and overflow covers included
- Center drain

Gallon capacity: 47 • Shipping weight: 137 lbs.
Empty weight: 77 lbs. • Filled weight: 470 lbs.

The following is recommended for ATOVN59EIG tubs with no faucet holes and integral drain:

- Faucet: part **#4602, 4604, 7082 or 7088**
- Rigid, freestanding supplies: part **#4502**
- Freestanding filler: part **#7932, 7952 or 7918**
(Supplies included with filler)

L 59"
W 31½"
H 23¾"

Color	Product Number	Drain/Overflow Cover Finish	Price
WH	ATOVN59EIG-BN	Brushed nickel	\$2,399
WH	ATOVN59EIG-CP	Polished chrome	\$2,371
WH	ATOVN59EIG-MB	Matte black	\$2,357
WH	ATOVN59EIG-ORB	Oil rubbed bronze	\$2,445
WH	ATOVN59EIG-PB	Polished brass	\$2,417
WH	ATOVN59EIG-PN	Polished nickel	\$2,399
WH	ATOVN59EIG-WT	White	\$2,417

Schedule B

Tub has overflow slot with drain tube between tub walls.

To have your tub insulated for heat retention order **#TUB INSULATION** for \$622.

Tubs with insulation added or air kit installed are "special order" and not returnable.

Bathtubs are thoroughly inspected before being shipped.

Color Code **WH** White

Acrylic Tubs

L 62¼"
W 29½"
H 22½"



Color	Product Number	Drain/Overflow Cover Finish	Price
WH	ATOVN63IIG-BN	Brushed nickel	\$2,946
WH	ATOVN63IIG-CP	Polished chrome	\$2,920
WH	ATOVN63IIG-MB	Matte black	\$2,946
WH	ATOVN63IIG-ORB	Oil rubbed bronze	\$2,946
WH	ATOVN63IIG-PB	Polished brass	\$2,946
WH	ATOVN63IIG-PN	Polished nickel	\$2,946
WH	ATOVN63IIG-WT	White	\$2,946

Schedule B

Tub has overflow slot with drain tube between tub walls.

To have your tub insulated for heat retention order **#TUB INSULATION for \$622.**

Tubs with insulation added or air kit installed are "special order" and not returnable.



To add Air Jet Massage to your tub order Air Kit 1 or Air Kit 2 for \$2,774.
See pages 2- 3 for details.

Orrick 63" Freestanding Acrylic Tub with Integral Drain

- Double-walled acrylic
- Overflow slot
- Center drain
- No faucet holes
- Includes OF cover and matching drain

Gallon capacity: 51 • Shipping weight: 140 lbs.
Empty weight: 80 lbs. • Filled weight: 530 lbs.

The following is recommended for ATOVN63IIG tubs without faucet holes:

- Faucet: part **#4602, 4604 or 7082**
- Rigid, freestanding supplies: part **#4502**

L 63"
W 31⅝"
H 23½"



Color	Product Number	Drain/Overflow Cover Finish	Price
WH	ATOVN63EIG-BN	Brushed nickel	\$2,573
WH	ATOVN63EIG-CP	Polished chrome	\$2,545
WH	ATOVN63EIG-ORB	Oil rubbed bronze	\$2,618
WH	ATOVN63EIG-PB	Polished brass	\$2,591
WH	ATOVN63EIG-PN	Polished nickel	\$2,573
WH	ATOVN63EIG-WT	White	\$2,591

Schedule B

Tub has overflow slot with drain tube between tub walls.

To have your tub insulated for heat retention order **#TUB INSULATION for \$622.**

Tubs with insulation added or air kit installed are "special order" and not returnable.

Pascal 63" Acrylic Freestanding Tub with Integral Drain

- Double-walled acrylic
- Overflow slot
- Center drain
- No faucet holes
- Drain and overflow covers included

Gallon capacity: 61 • Shipping weight: 140 lbs.
Empty weight: 80 lbs. • Filled weight: 589 lbs.

The following is recommended for ATOVN63EIG tubs with no faucet holes and integral drain:

- Faucet: part **#4602, 4604, 7082 or 7088**
- Rigid, freestanding supplies: part **#4502**
- Freestanding filler: part **#7932, 7952 or 7918**
(Supplies included with filler)

Bathtubs are thoroughly inspected before being shipped.

Color Code **WH** White

Acrylic Tubs



L 67"
W 31½"
H 23¾"

Patrick 67" Acrylic Freestanding Tub with Integral Drain

- Double-walled acrylic
- No faucet holes
- Overflow slot
- Drain and overflow covers included
- Center drain

Gallon capacity: 71 • Shipping weight: 142 lbs.
Empty weight: 82 lbs. • Filled weight: 675 lbs.

The following is recommended for ATOVN67EIG tubs with no faucet holes and integral drain:

- Faucet: part **#4602, 4604, 7082 or 7088**
- Rigid, freestanding supplies: part **#4502**
- Freestanding filler: part **#7932, 7952 or 7918**
(Supplies included with filler)

Color	Product Number	Drain/Overflow Cover Finish	Price
WH	ATOVN67EIG-BN	Brushed nickel	\$2,399
WH	ATOVN67EIG-CP	Polished chrome	\$2,371
WH	ATOVN67EIG-MB	Matte black	\$2,357
WH	ATOVN67EIG-ORB	Oil rubbed bronze	\$2,445
WH	ATOVN67EIG-PB	Polished brass	\$2,417
WH	ATOVN67EIG-PN	Polished nickel	\$2,399
WH	ATOVN67EIG-WT	White	\$2,417

Schedule B

Tub has overflow slot with drain tube between tub walls.

To have your tub insulated for heat retention order **#TUB INSULATION for \$622**.

Tubs with insulation added or air kit installed are "special order" and not returnable.



To add Air Jet Massage to your tub order Air Kit 1 or Air Kit 2 for \$2,774.
See pages 2- 3 for details.



L 59"
W 30¾"
H 23½"

Paige 59" Acrylic Freestanding Tub with Integral Drain

- Double-walled acrylic
- No faucet holes
- Overflow slot
- Includes OF cover and matching drain
- Center drain

Gallon capacity: 66 • Shipping weight: 142 lbs.
Empty weight: 88 lbs. • Filled weight: 636 lbs.

The following is recommended for ATOVN59KIG tubs with no faucet holes and integral drain:

- Faucet: part **#4602 or 4604**
- Rigid, freestanding supplies: part **#4502**
- Freestanding filler: part **#7901, 7922 or 7934**
(Supplies included with filler)

Color	Product Number	Drain/Overflow Cover Finish	Price
WH	ATOVN59KIG-BN	Brushed nickel	\$3,071
WH	ATOVN59KIG-CP	Polished chrome	\$3,044
WH	ATOVN59KIG-MB	Matte black	\$3,071
WH	ATOVN59KIG-ORB	Oil rubbed bronze	\$3,071
WH	ATOVN59KIG-PB	Polished brass	\$3,071
WH	ATOVN59KIG-PN	Polished nickel	\$3,071
WH	ATOVN59KIG-WT	White	\$3,071

Schedule B

Tub has overflow slot with drain tube between the tub walls.

To have your tub insulated for heat retention order **#TUB INSULATION for \$622**.

Tubs with insulation added or air kit installed are "special order" and not returnable.



To add Air Jet Massage to your tub order Air Kit 1 or Air Kit 2 for \$2,774.
See pages 2- 3 for details.

Bathtubs are thoroughly inspected before being shipped.

Color Code **WH** White

Acrylic Tubs

L 64 $\frac{3}{4}$ "
W 31"
H 23"



Pelham 65" Acrylic Freestanding Tub with Integral Drain

- Double-walled acrylic
- Overflow slot
- Center drain
- No faucet holes
- Drain and overflow covers included

Gallon capacity: 46 • Shipping weight: 230 lbs.

Empty weight: 120 lbs. • Filled weight: 504 lbs.

Color	Product Number	Drain/Overflow Cover Finish	Price
WH	ATOVN65LIG-BN	Brushed nickel	\$2,618
WH	ATOVN65LIG-CP	Polished chrome	\$2,591
WH	ATOVN65LIG-ORB	Oil rubbed bronze	\$2,664
WH	ATOVN65LIG-PB	Polished brass	\$2,637
WH	ATOVN65LIG-PN	Polished nickel	\$2,618
WH	ATOVN65LIG-WT	White	\$2,637

Schedule B

Tub has overflow slot with drain tube between tub walls.

To have your tub insulated for heat retention order **#TUB INSULATION for \$622**.

Tubs with insulation added or air kit installed are "special order" and not returnable.

The following is recommended for ATOVN65LIG tubs with no faucet holes and integral drain:

- Faucet: part **#4602, 4604, 7082 or 7088**
- Rigid, freestanding supplies: part **#4502**
- Freestanding filler: part **#7932, 7952 or 7918**
(Supplies included with filler)

Bathtubs are thoroughly inspected before being shipped.

Color Code **WH** White

Acrylic Tubs

L 51¼"

W 25⅝"

H 23¾"



Color	Product Number	Price
WH	ATOVN51D-WH	\$2,178

Schedule B

Order #DRILL-OFF to have an overflow drilled at no charge.

With overflow drilled, this tub requires drain part **#5599PD**.

To have your tub insulated for heat retention order **#TUB INSULATION** for \$622.

Tubs with overflow drilled, insulation added or air kit installed are "special order" and not returnable.



To add Air Jet Massage to your tub order Air Kit 1 or Air Kit 2 for \$2,774. See pages 2- 3 for details.

Pearce 51" Acrylic Freestanding Tub

- Double-walled acrylic
- No faucet holes
- No overflow
- Center drain

Gallon capacity: 42 • Shipping weight: 142 lbs.

Empty weight: 77 lbs. • Filled weight: 428 lbs.

The following is recommended for ATOVN51D tubs without faucet holes:

- Faucet: part **#4602, 4604, 7082 or 7088**
- Rigid, freestanding supplies: part **#4502**
- Freestanding filler: part **#7932, 7952 or 7918**
(Supplies included with filler)
- Leg tub drain: part **#5599LT or 5599TSS**

L 55¼"

W 27⅞"

H 23½"



Color	Product Number	Price
WH	ATOVN55D-WH	\$2,223

Schedule B

Order #DRILL-OFF to have an overflow drilled at no charge.

With overflow drilled, this tub requires drain part **#5599PD**.

To have your tub insulated for heat retention order **#TUB INSULATION** for \$622.

Tubs with overflow drilled, insulation added or air kit installed are "special order" and not returnable.



To add Air Jet Massage to your tub order Air Kit 1 or Air Kit 2 for \$2,774. See pages 2- 3 for details.

Phillipe 55" Acrylic Freestanding Tub

- Double-walled acrylic
- No faucet holes
- No overflow
- Center drain

Gallon capacity: 48 • Shipping weight: 180 lbs.

Empty weight: 82 lbs. • Filled weight: 482 lbs.

The following is recommended for ATOVN55D tubs without faucet holes:

- Faucet: part **#4602, 4604, 7082 or 7088**
- Rigid, freestanding supplies: part **#4502**
- Freestanding filler: part **#7932, 7952 or 7918**
(Supplies included with filler)
- Leg tub drain: part **#5599LT or 5599TS**

Bathtubs are thoroughly inspected before being shipped.

Color Code **WH** White

Acrylic Tubs



L 59"

W 27 $\frac{1}{8}$ "H 23 $\frac{3}{8}$ "

Color	Product Number	Price
WH	ATOVN59D-WH	\$2,267

Schedule B

Order #DRILL-OFF to have an overflow drilled at no charge.

With overflow drilled, this tub requires drain part **#5599PD**.

To have your tub insulated for heat retention order **#TUB INSULATION** for \$622.

Tubs with overflow drilled, insulation added or air kit installed are "special order" and not returnable.



To add Air Jet Massage to your tub order Air Kit 1 or Air Kit 2 for \$2,774. See pages 2- 3 for details.

Pompei 59" Acrylic Freestanding Tub

- Double-walled acrylic
- No faucet holes
- No overflow
- Center drain

Gallon capacity: 58 • Shipping weight: 190 lbs.
Empty weight: 88 lbs. • Filled weight: 573 lbs.

The following is recommended for ATOVN59D tubs without faucet holes:

- Faucet: part **#4602, 4604, 7082 or 7088**
- Rigid, freestanding supplies: part **#4502**
- Freestanding filler: part **#7932, 7952 or 7918**
(Supplies included with filler)
- Leg tub drain: part **#5599LT or 5599TS**



L 67"

W 31 $\frac{1}{8}$ "H 24 $\frac{1}{4}$ "

Color	Product Number	Price
WH	ATOVN67D-WH	\$2,311

Schedule B

Order #DRILL-OFF to have an overflow drilled at no charge.

With overflow drilled, this tub requires drain part **#5599PD**.

To have your tub insulated for heat retention order **#TUB INSULATION** for \$622.

Tubs with overflow drilled, insulation added or air kit installed are "special order" and not returnable.



To add Air Jet Massage to your tub order Air Kit 1 or Air Kit 2 for \$2,774. See pages 2- 3 for details.

Preston 67" Acrylic Freestanding Tub

- Double-walled acrylic
- No faucet holes
- No overflow
- Center drain

Gallon capacity: 70 • Shipping weight: 170 lbs.
Empty weight: 97 lbs. • Filled weight: 682 lbs.

The following is recommended for ATOVN67D tubs without faucet holes:

- Faucet: part **#4602, 4604, 7082 or 7088**
- Rigid, freestanding supplies: part **#4502**
- Freestanding filler: part **#7932, 7952 or 7918**
(Supplies included with filler)
- Leg tub drain: part **#5599LT or 5599TS**

Bathtubs are thoroughly inspected before being shipped.

Color Code **WH** White

Acrylic Tubs



L 67"

W 38"

H 23¾" (from floor to top of tub)

Portia 67" Acrylic Freestanding Tub with Integral Drain and Wide Deck

- Double-walled acrylic
- Overflow slot
- Center drain
- Includes OF cover and matching drain
- Wide deck

Gallon capacity: 66 • Shipping weight: 164 lbs.
Empty weight: 91 lbs. • Filled weight: 639 lbs.

All ATOV7H67IG tubs have 7" centers in tub deck.
All ATOVN67IG tubs have no faucet holes with tap deck.

Color	Product Number	Feet Finish	Price
WH	ATOV7H67IG-BN	Brushed nickel	\$2,820
WH	ATOV7H67IG-CP	Polished Chrome	\$2,792
WH	ATOV7H67IG-ORB	Oil rubbed bronze	\$2,865
WH	ATOV7H67IG-PB	Polished brass	\$2,838
WH	ATOV7H67IG-PN	Polished nickel	\$2,820
WH	ATOV7H67IG-WT	White	\$2,838
WH	ATOVN67IG-BN	Brushed nickel	\$2,820
WH	ATOVN67IG-CP	Polished chrome	\$2,792
WH	ATOVN67IG-ORB	Oil rubbed bronze	\$2,865
WH	ATOVN67IG-PB	Polished brass	\$2,838
WH	ATOVN67IG-PN	Polished nickel	\$2,820
WH	ATOVN67IG-WT	White	\$2,838

Schedule B

Tub has overflow slot with drain tube between tub walls.

To have your tub insulated for heat retention order **#TUB INSULATION for \$622**.

Tubs with insulation added or air kit installed are "special order" and not returnable.



To add Air Jet Massage to your tub order Air Kit 1 or Air Kit 2 for \$2,774.
See pages 2- 3 for details.

The following is recommended for ATOV7H67IG tubs with deck holes:

- Rim-mounted faucet: part **#4601** or **#4603**
- Straight bath supplies: part **#5577**

The following is recommended for ATOVN67IG tubs without faucet holes:

- Faucet: part **#4602** or **#7082**
- Double offset supplies: part **#4502**
- Rigid, freestanding supplies: part **#4502**

Bathtubs are thoroughly inspected before being shipped.

Color Code **WH** White

Acrylic Tubs



L 55½"

W 29"

H 22

Pan 56" Acrylic Freestanding Tub with Integral Drain

- Double-walled acrylic
- Overflow slot
- Tap deck
- Center drain
- No faucet holes
- Includes OF cover and matching drain

Gallon capacity: 29 • Shipping weight: 124 lbs.

Empty weight: 64 lbs. • Filled weight: 305 lbs.

Color	Product Number	Description	Price
WH	ATOV7H56BIG-BN	7" Deck holes, BN OF cover and drain	\$2,303
WH	ATOV7H56BIG-CP	7" Deck holes, CP OF cover and drain	\$2,280
WH	ATOV7H56BIG-MB	7" Deck holes, MB OF cover and drain	\$2,303
WH	ATOV7H56BIG-ORB	7" Deck holes, ORB OF cover and drain	\$2,303
WH	ATOV7H56BIG-PB	7" Deck holes, PB OF cover and drain	\$2,303
WH	ATOV7H56BIG-PN	7" Deck holes, PN OF cover and drain	\$2,303
WH	ATOV7H56BIG-WT	7" Deck holes, WH OF cover and drain	\$2,303
WH	ATOVN56BIG-BN	No faucet holes, BN OF cover and drain	\$2,303
WH	ATOVN56BIG-CP	No faucet holes, CP OF cover and drain	\$2,280
WH	ATOVN56BIG-MB	No faucet holes, MB OF cover and drain	\$2,303
WH	ATOVN56BIG-ORB	No faucet holes, ORB OF cover and drain	\$2,303
WH	ATOVN56BIG-PB	No faucet holes, PB OF cover and drain	\$2,303
WH	ATOVN56BIG-PN	No faucet holes, PN OF cover and drain	\$2,303
WH	ATOVN56BIG-WT	No faucet holes, WH OF cover and drain	\$2,303

Schedule B

The following is recommended for ATOV7H56BIG tubs with 7" deck holes:

- Faucet: part #4601, 4603, 4062 or 4064
- Requires flexible supplies

The following is recommended for ATOVN56BIG tubs without faucet holes:

- Freestanding filler: part #7932, 7952 or 7918
(Supplies included with filler)

Tub has overflow slot with drain tube between tub walls.

To have your tub insulated for heat retention order **#TUB INSULATION** for \$622.

Tubs with insulation added or air kit installed are "special order" and not returnable



To add Air Jet Massage to your tub order Air Kit 1 or Air Kit 2 for \$2,774.
See pages 2- 3 for details.

Bathtubs are thoroughly inspected before being shipped.

Color Code **WH** White

Acrylic Tubs



L 60¾"

W 29⅜"

H 22¼"

Penney 61" Acrylic Freestanding Tub with Integral Drain

- Double-walled acrylic
- Overflow slot
- Center drain
- No faucet holes
- Includes OF cover and matching drain

Gallon capacity: 35 • Shipping weight: 134 lbs.

Empty weight: 70 lbs. • Filled weight: 363 lbs.

The following is recommended for ATOV7H61FIG tubs with 7" deck holes:

- Faucet: part **#4601, 4603, 4062 or 4064**
- Requires flexible supplies

The following is recommended for ATOVN61FIG and ATOVH61FIG tubs without faucet holes:

- Faucets: Part **#4602, 4022, and 4025**
- Rigid, free standing supplies: part **#4502**
- Freestanding filler: part **#7932, 7952 or 7918**
(Supplies included with filler)

Color	Product Number	Description	Price
WH	ATOV7H61FIG-BN	7" Deck holes,BN OF cover and drain	\$2,321
WH	ATOV7H61FIG-CP	7" Deck holes,CPOF cover and drain	\$2,298
WH	ATOV7H61FIG-MB	7" Deck holes,MB OF cover and drain	\$2,321
WH	ATOV7H61FIG-ORB	7" Deck holes,ORB OF cover and drain	\$2,321
WH	ATOV7H61FIG-PB	7" Deck holes,PB OF cover and drain	\$2,321
WH	ATOV7H61FIG-PN	7" Deck holes,PN OF cover and drain	\$2,321
WH	ATOV7H61FIG-WT	7" Deck holes,WH OF cover and drain	\$2,321
WH	ATOVH61FIG-BN	No faucet holes w/tap deck,BN OF & drain	\$2,321
WH	ATOVH61FIG-CP	No faucet holes w/tap deck,CP OF & drain	\$2,298
WH	ATOVH61FIG-MB	No faucet holes w/tap deck,MB OF & drain	\$2,321
WH	ATOVH61FIG-ORB	No faucet holes w/tap deck,ORB OF & drain	\$2,321
WH	ATOVH61FIG-PB	No faucet holes w/tap deck,PB OF & drain	\$2,321
WH	ATOVH61FIG-PN	No faucet holes w/tap deck,PN OF & drain	\$2,321
WH	ATOVH61FIG-WT	No faucet holes w/tap deck,WH OF & drain	\$2,321
WH	ATOVN61FIG-BN	No faucet holes or tap deck,BN OF & drain	\$2,321
WH	ATOVN61FIG-CP	No faucet holes or tap deck,CP OF & drain	\$2,298
WH	ATOVN61FIG-MB	No faucet holes or tap deck,MB OF & drain	\$2,321
WH	ATOVN61FIG-ORB	No faucet holes or tap deck,ORB OF & drain	\$2,321
WH	ATOVN61FIG-PB	No faucet holes or tap deck,PB OF & drain	\$2,321
WH	ATOVN61FIG-PN	No faucet holes or tap deck,PN OF & drain	\$2,321
WH	ATOVN61FIG-WT	No faucet holes or tap deck,WH OF & drain	\$2,321

Schedule B

Tub has overflow slot with drain tube between tub walls.

To have your tub insulated for heat retention order **#TUB INSULATION for \$622**.

Tubs with insulation added or air kit installed are "special order" and not returnable



To add Air Jet Massage to your tub order Air Kit 1 or Air Kit 2 for \$2,774.
See pages 2- 3 for details.

Bathtubs are thoroughly inspected before being shipped.

Color Code **WH** White

Acrylic Tubs



L 65"
W 29½"
H 22¼"

Pilar 65" Acrylic Freestanding Tub with Integral Drain

- Double-walled acrylic
- Overflow slot
- Center drain
- Tap Deck
- Includes OF cover and matching drain

Gallon capacity: 39 • Shipping weight: 128 lbs.

Empty weight: 76 lbs. • Filled weight: 402 lbs.

Color	Product Number	Description	Price
WH	ATOV7H65FIG-BN	7" Deck holes, BN OF cover and drain	\$2,339
WH	ATOV7H65FIG-CP	7" Deck holes, CP OF cover and drain	\$2,316
WH	ATOV7H65FIG-MB	7" Deck holes, MB OF cover and drain	\$2,339
WH	ATOV7H65FIG-ORB	7" Deck holes, ORB OF cover and drain	\$2,339
WH	ATOV7H65FIG-PB	7" Deck holes, PB OF cover and drain	\$2,339
WH	ATOV7H65FIG-PN	7" Deck holes, PN OF cover and drain	\$2,339
WH	ATOV7H65FIG-WT	7" Deck holes, WH OF cover and drain	\$2,339
WH	ATOVN65FIG-BN	No faucet holes, BN OF cover and drain	\$2,339
WH	ATOVN65FIG-CP	No faucet holes, CP OF cover and drain	\$2,316
WH	ATOVN65FIG-MB	No faucet holes, MB OF cover and drain	\$2,339
WH	ATOVN65FIG-ORB	No faucet holes, ORB OF cover and drain	\$2,339
WH	ATOVN65FIG-PB	No faucet holes, PB OF cover and drain	\$2,339
WH	ATOVN65FIG-PN	No faucet holes, PN OF cover and drain	\$2,339
WH	ATOVN65FIG-WT	No faucet holes, WH OF cover and drain	\$2,339

Schedule B

Tub has overflow slot with drain tube between tub walls.

To have your tub insulated for heat retention order **#TUB INSULATION for \$622**.

Tubs with insulation added or air kit installed are "special order" and not returnable



To add Air Jet Massage to your tub order Air Kit 1 or Air Kit 2 for \$2,774. See pages 2- 3 for details.

The following is recommended for ATOV7H65FIG tubs with deck holes:

- Faucet: part **#4601, 4603, 4062 or 4064**
- Requires flexible supplies

The following is recommended for ATOVN65FIG tubs without faucet holes:

- Faucets: Part **#4602, 4022, and 4025**
- Rigid, free standing supplies: part **#4502**
- Freestanding filler: part **#7932, 7952 or 7918**
(Supplies included with filler)

Bathtubs are thoroughly inspected before being shipped.

Color Code **WH** White

Acrylic Tubs



L 70¾"
W 45¼"
H 23¼"

Piper 71" Extra Wide Acrylic Freestanding Tub with Integral Drain

- Double-walled acrylic
- Overflow slot
- Tap deck
- Includes OF cover and matching drain
- Center drain

Gallon capacity: 74 • Shipping weight: 256 lbs.

Empty weight: 97 lbs. • Filled weight: 715 lbs.

Color	Product Number	Description	Price
WH	ATOV7H71WIG-BN	7" Deck holes, BN OF cover and drain	\$2,778
WH	ATOV7H71WIG-CP	7" Deck holes, CP OF cover and drain	\$2,755
WH	ATOV7H71WIG-MB	7" Deck holes, MB OF cover and drain	\$2,778
WH	ATOV7H71WIG-ORB	7" Deck holes, ORB OF cover and drain	\$2,778
WH	ATOV7H71WIG-PB	7" Deck holes, PB OF cover and drain	\$2,778
WH	ATOV7H71WIG-PN	7" Deck holes, PN OF cover and drain	\$2,778
WH	ATOV7H71WIG-WT	7" Deck holes, WH OF cover and drain	\$2,778
WH	ATOVN71WIG-BN	No faucet holes, BN OF cover and drain	\$2,778
WH	ATOVN71WIG-CP	No faucet holes, CP OF cover and drain	\$2,755
WH	ATOVN71WIG-MB	No faucet holes, MB OF cover and drain	\$2,778
WH	ATOVN71WIG-ORB	No faucet holes, ORB OF cover and drain	\$2,778
WH	ATOVN71WIG-PB	No faucet holes, PB OF cover and drain	\$2,778
WH	ATOVN71WIG-PN	No faucet holes, PN OF cover and drain	\$2,778
WH	ATOVN71WIG-WT	No faucet holes, WH OF cover and drain	\$2,778

Schedule B

The following is recommended for ATOV7H71WIG tubs with 7" deck holes:

- Faucet: part **#4601, 4603, 4062 or 4064**
- Requires flexible supplies

The following is recommended for ATOVN71WIG tubs without faucet holes:

- Faucets: Part **#4602, 4022, and 4025**
- Rigid, free standing supplies: part **#4502**
- Freestanding filler: part **#7932, 7952 or 7918**
(Supplies included with filler)

Tub has overflow slot with drain tube between tub walls.

To have your tub insulated for heat retention order **#TUB INSULATION for \$622**.

Tubs with insulation added or air kit installed are "special order" and not returnable



To add Air Jet Massage to your tub order Air Kit 1 or Air Kit 2 for \$2,774.
See pages 2- 3 for details.



Bathtubs are thoroughly inspected before being shipped.

Color Code **WH** White

Acrylic Tubs



L 65"

W 28½"

H 29¼" (from floor to top of tub)

Raelene 65" Acrylic Freestanding Tub with Integral Drain

- Double-walled acrylic
- Overflow slot
- End drain
- No faucet holes
- Includes OF cover and matching drain

Gallon capacity: 47 • Shipping weight: 175 lbs.

Empty weight: 90 lbs. • Filled weight: 483lbs.

Color	Product Number	Drain/Overflow Cover Finish	Price
WH	ATFSN65IG-BN	Brushed nickel	\$2,422
WH	ATFSN65IG-CP	Polished chrome	\$2,399
WH	ATFSN65IG-MB	Matte black	\$2,422
WH	ATFSN65IG-ORB	Oil rubbed bronze	\$2,422
WH	ATFSN65IG-PB	Polished brass	\$2,422
WH	ATFSN65IG-PN	Polished nickel	\$2,422
WH	ATFSN65IG-WT	White	\$2,422

Schedule B

The following is recommended for ATFSN65IG tubs with no faucet holes and integral drain:

- Freestanding filler: part #7932, 7952 or 7918 (Supplies included with filler)

Tub has overflow slot with drain tube between tub walls.

To have your tub insulated for heat retention order **#TUB INSULATION for \$622**.

Tubs with insulation added or air kit installed are "special order" and not returnable.



To add Air Jet Massage to your tub order Air Kit 1 or Air Kit 2 for \$2,774.
See pages 2- 3 for details.

Bathtubs are thoroughly inspected before being shipped.

Color Code **WH** White

Soakers

Cast iron, acrylic, copper and resin bathtubs

Acrylic Tubs

L 67"
W 29"
H 23¼"



Radcliff 67" Acrylic Freestanding Tub with Integral Drain

- Double-walled acrylic
- Overflow slot
- Center drain
- No faucet holes
- Includes OF cover and matching drain

Gallon capacity: 51 • Shipping weight: 150 lbs.
Empty weight: 88 lbs. • Filled weight: 511 lbs.

The following is recommended for ATSOVN67FIG tubs with no faucet holes and integral drain:

- Faucet: part #4022, 4025, 4602 or 4604
- Rigid, freestanding supplies: part #4502
- Faucet: part #7902 or 7934
(Supplies included with filler)

Schedule B

Tub has overflow slot with drain tube between the tub walls.

To have your tub insulated for heat retention order **#TUB INSULATION for \$622**.

Tubs with insulation added or air kit installed are "special order" and not returnable.



To add Air Jet Massage to your tub order Air Kit 1 or Air Kit 2 for \$2,774.
See pages 2- 3 for details.

L 69½"
W 31½"
H 23"



Rosario 70" Acrylic Freestanding Tub with Integral Drain

- Double-walled acrylic
- Overflow slot
- Center drain
- No faucet holes
- Includes OF cover and matching drain

Gallon capacity: 51 • Shipping weight: 164 lbs.
Empty weight: 104 lbs. • Filled weight: 554 lbs.

The following is recommended for ATOVN70LIG tubs with no faucet holes and integral drain:

- Faucet: part #4602 or 4604
- Rigid, freestanding supplies: part #4502

Schedule B

Tub has overflow slot with drain tube between tub walls.

To have your tub insulated for heat retention order **#TUB INSULATION for \$622**.

Tubs with insulation added or air kit installed are "special order" and not returnable.

Bathtubs are thoroughly inspected before being shipped.

Color Code **WH** White

Acrylic Tubs

L 72"
W 31¼"
H 24"



Roosevelt 72" Acrylic Freestanding Tub with Integral Drain

- Double-walled acrylic
- Overflow slot
- Center drain
- No faucet holes
- Includes OF cover and matching drain

Gallon capacity: 63 • Shipping weight: 164 lbs.
Empty weight: 104lbs. • Filled weight: 630 lbs.

Color	Product Number	Drain/Overflow Cover Finish	Price
WH	ATOVN71FIG-BN	Brushed nickel	\$3,826
WH	ATOVN71FIG-CP	Polished chrome	\$3,800
WH	ATOVN71FIG-MB	Matte black	\$3,826
WH	ATOVN71FIG-ORB	Oil rubbed bronze	\$3,826
WH	ATOVN71FIG-PB	Polished brass	\$3,826
WH	ATOVN71FIG-PN	Polished nickel	\$3,826
WH	ATOVN71FIG-WT	White	\$3,826

Schedule B

Tub has overflow slot with drain tube between tub walls.

To have your tub insulated for heat retention order **#TUB INSULATION for \$622**.

Tubs with insulation added or air kit installed are "special order" and not returnable.



To add Air Jet Massage to your tub order Air Kit 1 or Air Kit 2 for \$2,774.
See pages 2- 3 for details.

The following is recommended for ATOVN71FIG tubs with no faucet holes and integral drain:

- Faucet: part **#7901 or 7913**
(Supplies included with filler)

Bathtubs are thoroughly inspected before being shipped.

Color Code **WH** White

Soakers

Cast iron, acrylic, copper and resin bathtubs

Acrylic Tubs



L 66"
W 30½"
H 21½"

Saville 66" Acrylic Freestanding Tub with Integral Drain

- Double-walled acrylic
- Overflow slot
- Center drain
- No faucet holes
- Includes OF cover and matching drain

Gallon capacity: 46 • Shipping weight: 142 lbs.
Empty weight: 82 lbs. • Filled weight: 459 lbs.

The following is recommended for ATOVN66MFIG tubs with no faucet holes and integral drain:

- Faucet: part #7901 or 7913
(Supplies included with filler)

Color	Product Number	Drain/Overflow Cover Finish	Price
WH	ATOVN66MFIG-BN	Brushed nickel	\$2,458
WH	ATOVN66MFIG-CP	Polished chrome	\$2,431
WH	ATOVN66MFIG-MB	Matte black	\$2,458
WH	ATOVN66MFIG-ORB	Oil rubbed bronze	\$2,458
WH	ATOVN66MFIG-PB	Polished brass	\$2,458
WH	ATOVN66MFIG-PN	Polished nickel	\$2,458
WH	ATOVN66MFIG-WT	White	\$2,458

Schedule B

Tub has overflow slot with drain tube between tub walls.

To have your tub insulated for heat retention order **#TUB INSULATION for \$622**.

Tubs with insulation added or air kit installed are "special order" and not returnable.



To add Air Jet Massage to your tub order Air Kit 1 or Air Kit 2 for \$2,774.
See pages 2- 3 for details.



L 70"
W 32"
H 21¾"

Saxton 70" Acrylic Freestanding Tub with Integral Drain

- Double-walled acrylic
- Overflow slot
- Center drain
- No faucet holes
- Includes OF cover and matching drain

Gallon capacity: 49 • Shipping weight: 160 lbs.
Empty weight: 100 lbs. • Filled weight: 485 lbs.

The following is recommended for ATOVN70MFIG tubs with no faucet holes and integral drain:

- Faucet: part #7901 or 7913
(Supplies included with filler)

Color	Product Number	Drain/Overflow Cover Finish	Price
WH	ATOVN70MFIG-BN	Brushed nickel	\$2,503
WH	ATOVN70MFIG-CP	Polished chrome	\$2,476
WH	ATOVN70MFIG-MB	Matte black	\$2,503
WH	ATOVN70MFIG-ORB	Oil rubbed bronze	\$2,503
WH	ATOVN70MFIG-PB	Polished brass	\$2,503
WH	ATOVN70MFIG-PN	Polished nickel	\$2,503
WH	ATOVN70MFIG-WT	White	\$2,503

Schedule B

Tub has overflow slot with drain tube between tub walls.

To have your tub insulated for heat retention order **#TUB INSULATION for \$622**.

Tubs with insulation added or air kit installed are "special order" and not returnable.



To add Air Jet Massage to your tub order Air Kit 1 or Air Kit 2 for \$2,774.
See pages 2- 3 for details.

Bathtubs are thoroughly inspected before being shipped.

Color Code **WH** White

Acrylic Tubs

L 59"
W 31½"
H 24"



Sheldon 59" Acrylic Freestanding Rectangular Tub with Integral Drain

- Double-walled acrylic
- Overflow slot
- Center drain
- No faucet holes
- Includes OF cover and matching drain

Gallon capacity: 63 • Shipping weight: 137 lbs.
Empty weight: 77 lbs. • Filled weight: 603 lbs.

The following is recommended for ATFREC59EIG tubs with no faucet holes and integral drain:

- Faucet: part #7901 or 7913
(Supplies included with filler)

Color	Product Number	Drain/Overflow Cover Finish	Price
WH	ATFREC59EIG-BN	Brushed nickel	\$2,618
WH	ATFREC59EIG-CP	Polished chrome	\$2,591
WH	ATFREC59EIG-OR	Oil rubbed bronze	\$2,664
WH	ATFREC59EIG-PB	Polished brass	\$2,637
WH	ATFREC59EIG-PN	Polished nickel	\$2,618
WH	ATFREC59EIG-WT	White	\$2,637

Schedule B

Tub has overflow slot with drain tube between tub walls.

To have your tub insulated for heat retention order **#TUB INSULATION for \$622**.

Tubs with insulation added or air kit installed are "special order" and not returnable.

L 67"
W 30½"
H 23¾"



Simone 67" Acrylic Freestanding Rectangular Tub with Integral Drain

- Double-walled acrylic
- Overflow slot
- Center drain
- No faucet holes
- Includes OF cover and matching drain

Gallon capacity: 44 • Shipping weight: 142 lbs.
Empty weight: 82 lbs. • Filled weight: 450 lbs.

The following is recommended for ATFREC67IG tubs with no faucet holes and integral drain:

- Faucet: part #7901 or 7913
(Supplies included with filler)

Color	Product Number	Drain/Overflow Cover Finish	Price
WH	ATFREC67IG-BN	Brushed nickel	\$3,861
WH	ATFREC67IG-CP	Polished chrome	\$3,835
WH	ATFREC67IG-MB	Matte black	\$3,861
WH	ATFREC67IG-ORB	Oil rubbed bronze	\$3,861
WH	ATFREC67IG-PB	Polished brass	\$3,861
WH	ATFREC67IG-PN	Polished nickel	\$3,861
WH	ATFREC67IG-WT	White	\$3,861

Schedule B

Tub has overflow slot with drain tube between tub walls.

To have your tub insulated for heat retention order **#TUB INSULATION for \$622**.

Tubs with insulation added or air kit installed are "special order" and not returnable.

Bathtubs are thoroughly inspected before being shipped.


Color Code **WH** White

Soakers

Cast iron, acrylic, copper and resin bathtubs

Acrylic Tubs

L 67"
W 31½"
H 23¾"



Stannard 67" Acrylic Freestanding Rectangular Tub with Integral Drain

- Double-walled acrylic
- Overflow slot
- Center drain
- No faucet holes
- Includes OF cover and matching drain

Gallon capacity: 59 • Shipping weight: 160 lbs.
Empty weight: 100 lbs. • Filled weight: 644 lbs.

The following is recommended for ATFREC67EIG tubs with no faucet holes and integral drain:

- Faucet: part #7901 or 7913
(Supplies included with filler)

Color	Product Number	Drain/Overflow Cover Finish	Price
WH	ATFREC67EIG-BN	Brushed nickel	\$2,911
WH	ATFREC67EIG-CP	Polished chrome	\$2,884
WH	ATFREC67EIG-OR	Oil rubbed bronze	\$2,957
WH	ATFREC67EIG-PB	Polished brass	\$2,930
WH	ATFREC67EIG-PN	Polished nickel	\$2,911
WH	ATFREC67EIG-WT	White	\$2,930

Schedule B

Tub has overflow slot with drain tube between tub walls.

To have your tub insulated for heat retention order **#TUB INSULATION for \$622**.

Tubs with insulation added or air kit installed are "special order" and not returnable.



To add Air Jet Massage to your tub order Air Kit 1 or Air Kit 2 for \$2,774.
See pages 2- 3 for details.

L 59"
W 30"
H 24"



Sloane 59" Acrylic Freestanding Rectangular Tub with Integral Drain

- Double-walled acrylic
- Overflow slot
- Center drain
- No faucet holes
- Includes OF cover and matching drain

Gallon capacity: 39 • Shipping weight: 144 lbs.
Empty weight: 84 lbs. • Filled weight: 410 lbs.

The following is recommended for ATFREC59AIG tub with no faucet holes and integral drain:

- Faucet: part #7901 or 7913
(Supplies included with filler)

Color	Product Number	Drain/Overflow Cover Finish	Price
WH	ATFREC59AIG-BN	Brushed nickel	\$2,527
WH	ATFREC59AIG-CP	Polished chrome	\$2,500
WH	ATFREC59AIG-OR	Oil rubbed bronze	\$2,573
WH	ATFREC59AIG-PB	Polished brass	\$2,545
WH	ATFREC59AIG-PN	Polished nickel	\$2,527
WH	ATFREC59AIG-WT	White	\$2,545

Schedule B

Tub has overflow slot with drain tube between tub walls.

To have your tub insulated for heat retention order **#TUB INSULATION for \$622**.

Tubs with insulation added or air kit installed are "special order" and not returnable.

Bathtubs are thoroughly inspected before being shipped.

Color Code **WH** White

Acrylic Tubs

L 67"
W 32"
H 24"



Color	Product Number	Drain/Overflow Cover Finish	Price
WH	ATFREC67AIG-BN	Brushed nickel	\$2,737
WH	ATFREC67AIG-CP	Polished chrome	\$2,710
WH	ATFREC67AIG-OR	Oil rubbed bronze	\$2,783
WH	ATFREC67AIG-PB	Polished brass	\$2,755
WH	ATFREC67AIG-PN	Polished nickel	\$2,737
WH	ATFREC67AIG-WT	White	\$2,755

Schedule B

Tub has overflow slot with drain tube between tub walls.

To have your tub insulated for heat retention order **#TUB INSULATION for \$622**.

Tubs with insulation added or air kit installed are "special order" and not returnable.

Sorley 67" Acrylic Freestanding Rectangular Tub with Integral Drain

- Double-walled acrylic
- Overflow slot
- Center drain
- No faucet holes
- Includes OF cover and matching drain

Gallon capacity: 50 • Shipping weight: 142 lbs.
Empty weight: 82 lbs. • Filled weight: 500 lbs.

The following is recommended for ATFREC67AIG tub with no faucet holes and integral drain:

- Faucet: part **#7901 or 7913**
(Supplies included with filler)

L 63 $\frac{5}{8}$ "
W 28 $\frac{1}{2}$ "
H 22 $\frac{1}{2}$ "



Color	Product Number	Drain/Overflow Cover Finish	Price
WH	ATRECN64FIG-BN	Brushed nickel	\$2,494
WH	ATRECN64FIG-CP	Polished chrome	\$2,471
WH	ATRECN64FIG-MB	Matte black	\$2,494
WH	ATRECN64FIG-ORB	Oil rubbed bronze	\$2,494
WH	ATRECN64FIG-PB	Polished brass	\$2,494
WH	ATRECN64FIG-PN	Polished nickel	\$2,494
WH	ATRECN64FIG--WT	White	\$2,494

Schedule B

Tub has overflow slot with drain tube between the tub walls.

To have your tub insulated for heat retention order **#TUB INSULATION for \$622**.

Tubs with insulation added or air kit installed are "special order" and not returnable



To add Air Jet Massage to your tub order Air Kit 1 or Air Kit 2 for \$2,774.
See pages 2- 3 for details.

Color Code **WH** White

Siren 64" Acrylic Freestanding Rectangular Tub with Integral Drain

- Double-walled acrylic
- Overflow slot
- Center drain
- No faucet holes
- Includes OF cover and matching drain

Gallon capacity: 44 • Shipping weight: 285 lbs.
Empty weight: 85 lbs. • Filled weight: 452 lbs.

The following is recommended for ATRECN64FIG tubs with no faucet holes and integral overflow:

- Faucet: part **#7901 or 7913**
(Supplies included with filler)

Bathtubs are thoroughly inspected before being shipped.

Acrylic Tubs

L 67"
W 28½"
H 23¾"



Sullivan 67" Acrylic Freestanding Rectangular Tub with Integral Drain

- Double-walled acrylic
- Overflow slot
- Center drain
- No faucet holes
- Includes OF cover and matching drain

Gallon capacity: 65 • Shipping weight: 142 lbs.
Empty weight: 82 lbs. • Filled weight: 625 lbs.

The following is recommended for ATRECN67FIG tubs with no faucet holes and integral drain:

- Faucet: part #7901 or 7913
(Supplies included with filler)

Color	Product Number	Drain/Overflow Cover Finish	Price
WH	ATRECN67FIG-BN	Brushed nickel	\$3,951
WH	ATRECN67FIG-CP	Polished chrome	\$3,924
WH	ATRECN67FIG-MB	Matte black	\$3,951
WH	ATRECN67FIG-ORB	Oil rubbed bronze	\$3,951
WH	ATRECN67FIG-PB	Polished brass	\$3,951
WH	ATRECN67FIG-PN	Polished nickel	\$3,951
WH	ATRECN67FIG-WT	White	\$3,951

Schedule B

Tub has overflow slot with drain tube between tub walls.

To have your tub insulated for heat retention order **#TUB INSULATION for \$622**.

Tubs with insulation added or air kit installed are "special order" and not returnable.



To add Air Jet Massage to your tub order Air Kit 1 or Air Kit 2 for \$2,774.
See pages 2- 3 for details.

L 66½"
W 29½"
H 23"



Sydney 67" Acrylic Freestanding Tub

- Double-walled acrylic
- No overflow
- Decorative base
- Center drain

Gallon capacity: 53 • Shipping weight: 142 lbs.
Empty weight: 82 lbs. • Filled weight: 525 lbs.

All ATREC7H67B tubs have 7" centers in tub deck.
All ATRECN67B tubs have no faucet holes.

The following is recommended for ATREC7H67B tubs with deck holes:

- Rim-mounted faucet: part #4601 or 4603
- Straight bath supplies: part #5577
- Leg tub drain: part #5599LT or 5599TS

The following is recommended for ATRECN67B tubs without faucet holes:

- Faucet: part #7938 or 7952
- Leg tub drain: part #5599LT or 5599TS

Color	Product Number	Price
WH	ATREC7H67B-WH	\$1,913
WH	ATRECN67B-WH	\$1,913

Schedule B

Order #DRILL-OFF to have an overflow drilled at no charge.

With overflow drilled, this tub requires drain part **#5599PD**.

To have your tub insulated for heat retention order **#TUB INSULATION for \$622**.

Tubs with overflow drilled, insulation added or air kit installed are "special order" and not returnable. Drain hole is pre-cut in tub base.



To add Air Jet Massage to your tub order Air Kit 1 or Air Kit 2 for \$2,774.
See pages 2- 3 for details.

Color Code **WH** White

Acrylic Tubs

L 59½"
W 29"
H 22⅝"



Color	Product Number	Drain/Overflow Cover Finish	Price
WH	ATCRECN60FIG-BN	Brushed nickel	\$2,339
WH	ATCRECN60FIG-CP	Polished chrome	\$2,316
WH	ATCRECN60FIG-MB	Matte black	\$2,339
WH	ATCRECN60FIG-ORB	Oil rubbed bronze	\$2,339
WH	ATCRECN60FIG-PB	Polished brass	\$2,339
WH	ATCRECN60FIG-PN	Polished nickel	\$2,339
WH	ATCRECN60FIG-WT	White	\$2,339

Schedule B

Tub has overflow slot with drain tube between the tub walls.

To have your tub insulated for heat retention order **#TUB INSULATION for \$622**.

Tubs with insulation added or air kit installed are "special order" and not returnable



To add Air Jet Massage to your tub order Air Kit 1 or Air Kit 2 for \$2,774.
See pages 2- 3 for details.

Tara 60" Acrylic Freestanding Rectangular Tub with Integral Drain

- Double-walled acrylic
- Overflow slot
- Center drain
- No faucet holes
- Includes OF cover and matching drain

Gallon capacity: 46 • Shipping weight: 154 lbs.

Empty weight: 94 lbs. • Filled weight: 437 lbs.

The following is recommended for ATCRECN60FIG tubs with no faucet holes and integral drain:

- Faucet: part **#4022, 4025, 4602 or 4604**
- Rigid, freestanding supplies: part **#4502**
- Faucet: part **#7902 or 7934**
(Supplies included with filler)

L 66¼"
W 29"
H 23"



Color	Product Number	Drain/Overflow Cover Finish	Price
WH	ATCRECN67FIG-BN	Brushed nickel	\$2,357
WH	ATCRECN67FIG-CP	Polished chrome	\$2,334
WH	ATCRECN67FIG-MB	Matte black	\$2,357
WH	ATCRECN67FIG-ORB	Oil rubbed bronze	\$2,357
WH	ATCRECN67FIG-PB	Polished brass	\$2,357
WH	ATCRECN67FIG-PN	Polished nickel	\$2,357
WH	ATCRECN67FIG-WT	White	\$2,357

Schedule B

Tub has overflow slot with drain tube between the tub walls.

To have your tub insulated for heat retention order **#TUB INSULATION for \$622**.

Tubs with insulation added or air kit installed are "special order" and not returnable



To add Air Jet Massage to your tub order Air Kit 1 or Air Kit 2 for \$2,774.
See pages 2- 3 for details.

Taylor 67" Acrylic Freestanding Rectangular Tub with Integral Drain

- Double-walled acrylic
- Overflow slot
- Center drain
- No faucet holes
- Includes OF cover and matching drain

Gallon capacity: 58 • Shipping weight: 164 lbs.

Empty weight: 108 lbs. • Filled weight: 592 lbs.

The following is recommended for ATSOVN67FIG tubs with no faucet holes and integral drain:

- Faucet: part **#4022, 4025, 4602 or 4604**
- Rigid, freestanding supplies: part **#4502**
- Faucet: part **#7902 or 7934**
(Supplies included with filler)

Color Code **WH** White

Acrylic Tubs



L 67"

W 31½"

H 24" and 27" (from floor to top of tub)

Color	Product Number	Drain/Overflow Cover Finish	Price
WH	ATDRSN67RIG-BN	Brushed nickel	\$3,057
WH	ATDRSN67RIG-CP	Polished chrome	\$3,030
WH	ATDRSN67RIG-ORB	Oil rubbed bronze	\$3,103
WH	ATDRSN67RIG-PB	Polished brass	\$3,075
WH	ATDRSN67RIG-PN	Polished nickel	\$3,057
WH	ATDRSN67RIG-WT	White	\$3,075

Schedule B

Tub has overflow slot with drain tube between tub walls.

To have your tub insulated for heat retention order **#TUB INSULATION for \$622**.

Tubs with insulation added or air kit installed are "special order" and not returnable.

Tairo 67" Acrylic Freestanding Rectangular Tub with Integral Drain

- Double-walled acrylic
- Overflow slot
- Center drain
- No faucet holes
- Built in adjusters
- Includes OF cover and matching drain

Gallon capacity: 60 • Shipping weight: 142 lbs.

Empty weight: 82 lbs. • Filled weight: 583 lbs.

The following is recommended for ATDRSN67RIG tubs with no faucet holes and integral drain:

- Faucet: part **#7020, 7082 or 7088**
- Double offset supplies: part **#5576**
- Freestanding faucets: part **#7901, 7934, 7952 or 7918**
(No bath supplies needed)



L 71"

W 31½"

H 24" and 27¼" (from floor to top of tub)

Color	Product Number	Drain/Overflow Cover Finish	Price
WH	ATDRSN71RIG-BN	Brushed nickel	\$3,204
WH	ATDRSN71RIG-CP	Polished chrome	\$3,177
WH	ATDRSN71RIG-ORB	Oil rubbed bronze	\$3,249
WH	ATDRSN71RIG-PB	Polished brass	\$3,222
WH	ATDRSN71RIG-PN	Polished nickel	\$3,204
WH	ATDRSN71RIG-WT	White	\$3,222

Schedule B

Tub has overflow slot with drain tube between tub walls.

To have your tub insulated for heat retention order **#TUB INSULATION for \$622**.

Tubs with insulation added or air kit installed are "special order" and not returnable.

Tanya 71" Acrylic Freestanding Rectangular Tub with Integral Drain

- Double-walled acrylic
- Overflow slot
- Center drain
- No faucet holes
- Built in adjusters
- Includes OF cover and matching drain

Gallon capacity: 67 • Shipping weight: 142 lbs.

Empty weight: 82 lbs. • Filled weight: 642 lbs.

The following is recommended for ATDRSN71RIG tubs with no faucet holes and integral drain:

- Faucet: part **#7020, 7082 or 7088**
- Double offset supplies: part **#5576**
- Freestanding faucets: part **#7901, 7934, 7952 or 7918**
(No bath supplies needed)

Bathtubs are thoroughly inspected before being shipped.

Color Code **WH** White

Acrylic Tubs

L 66¾"
W 29½"
H 24"



Thayer 67" Acrylic Freestanding Rectangular Tub with Integral Drain

- Double-walled acrylic
- Overflow slot
- Center drain
- No faucet holes
- Includes OF cover and matching drain

Gallon capacity: 57 • Shipping weight: 142 lbs.
Empty weight: 82 lbs. • Filled weight: 558 lbs.

Color	Product Number	Drain/Overflow Cover Finish	Price
WH	ATCRECN67BIG-BN	Brushed nickel	\$3,871
WH	ATCRECN67BIG-CP	Polished chrome	\$3,845
WH	ATCRECN67BIG-MB	Matte black	\$3,871
WH	ATCRECN67BIG-ORB	Oil rubbed bronze	\$3,871
WH	ATCRECN67BIG-PB	Polished brass	\$3,871
WH	ATCRECN67BIG-PN	Polished nickel	\$3,871
WH	ATCRECN67BIG-WT	White	\$3,871

Schedule B

Tub has overflow slot with drain tube between tub walls.

To have your tub insulated for heat retention order **#TUB INSULATION for \$622**.

Tubs with insulation added or air kit installed are "special order" and not returnable.



To add Air Jet Massage to your tub order Air Kit 1 or Air Kit 2 for \$2,774.
See pages 2- 3 for details.

The following is recommended for ATCRECN67BIG tubs with no faucet holes and no overflow:

- Faucet: part **#7901 or 7913**
(Supplies included with filler)

Bathtubs are thoroughly inspected before being shipped.

Color Code **WH** White

Acrylic Tubs

L 70 $\frac{7}{8}$ "

W 45 $\frac{1}{4}$ "

H 23 $\frac{5}{8}$ "



Vaughn 71" Rectangular Acrylic Tub with Integral Drain

- Double-walled acrylic
- Overflow slot
- Center drain
- No faucet holes
- Includes OF cover and matching drain

Gallon capacity: 74 • Shipping weight: 274 lbs.

Empty weight: 97 lbs. • Filled weight: 715 lbs.

The following is recommended for ATREC71WIG tubs with no faucet holes:

- Faucet: part **#7022, 7082 or 7088**
- Rigid, freestanding supplies: part **#4502**
- Freestanding filler: part **#7902 or 7934**
(Supplies included with filler)

Color	Product Number	Drain/Overflow Cover Finish	Price
WH	ATREC71WIG-BN	Brushed nickel	\$2,934
WH	ATREC71WIG-CP	Polished chrome	\$2,911
WH	ATREC71WIG-MB	Matte black	\$2,934
WH	ATREC71WIG-ORB	Oil rubbed bronze	\$2,934
WH	ATREC71WIG-PB	Polished brass	\$2,934
WH	ATREC71WIG-PN	Polished nickel	\$2,934
WH	ATREC71WIG-WT	White	\$2,934

Schedule B

Tub has overflow slot with drain hose between tub walls.

To have your tub insulated for heat retention order **#TUB INSULATION** for \$622.

Tubs with insulation added or air kit installed are "special order" and not returnable.



To add Air Jet Massage to your tub order Air Kit 1 or Air Kit 2 for \$2,774. See pages 2- 3 for details.



Bathtubs are thoroughly inspected before being shipped.

Color Code **WH** White

Acrylic Tubs

L 68¼"

W 31¼"

H 23⅞"



Color	Product Number	Drain/Overflow Cover Finish	Price
WH	ATRECN69BIG-BN	Brushed nickel	\$3,808
WH	ATRECN69BIG-CP	Polished chrome	\$3,782
WH	ATRECN69BIG-MB	Matte black	\$3,808
WH	ATRECN69BIG-ORB	Oil rubbed bronze	\$3,808
WH	ATRECN69BIG-PB	Polished brass	\$3,808
WH	ATRECN69BIG-PN	Polished nickel	\$3,808
WH	ATRECN69BIG-WT	White	\$3,808

Schedule B

Tub has overflow slot with drain tube between tub walls.

To have your tub insulated for heat retention order **#TUB INSULATION for \$622**.

Tubs with insulation added or air kit installed are "special order" and not returnable.

To add Air Jet Massage to your tub order Air Kit 1 or Air Kit 2 for \$2,774.
See pages 2- 3 for details.

Verron 69" Acrylic Freestanding Rectangular Tub with Integral Drain

- Double-walled acrylic
- Overflow slot
- Center drain
- No faucet holes
- Includes OF cover and matching drain

Gallon capacity: 61 • Shipping weight: 144 lbs.
Empty weight: 84 lbs. • Filled weight: 593 lbs.

The following is recommended for ATRECN69BIG tubs with no faucet holes and integral drain:

- Faucet: part **#7901 or 7913**
(Supplies included with filler)

L 70⅞"

W 33¼"

H 22⅞"



Color	Product Number	Drain/Overflow Cover Finish	Price
WH	ATREC71IG-BN	Brushed nickel	\$2,733
WH	ATREC71IG-CP	Polished chrome	\$2,710
WH	ATREC71IG-MB	Matte black	\$2,733
WH	ATREC71IG-ORB	Oil rubbed bronze	\$2,733
WH	ATREC71IG-PB	Polished brass	\$2,733
WH	ATREC71IG-PN	Polished nickel	\$2,733
WH	ATREC71IG-WT	White	\$2,733

Schedule B

Tub has overflow slot with drain tube between tub walls.

To have your tub insulated for heat retention order **#TUB INSULATION for \$622**.

Tubs with insulation added or air kit installed are "special order" and not returnable.

To add Air Jet Massage to your tub order Air Kit 1 or Air Kit 2 for \$2,774.
See pages 2- 3 for details.

Vincent 71" Acrylic Freestanding Rectangular Tub with Integral Drain

- Double-walled acrylic
- No faucet holes
- Flat side for wall placement
- Center drain
- Overflow slot
- Includes OF cover and matching drain

Gallon capacity: 74 • Shipping weight: 197 lbs.
Empty weight: 97 lbs. • Filled weight: 715 lbs.

The following is recommended for ATREC71IG tubs with no faucet holes and integral drain:

- Faucet: part **#7901 or 7913**
(Supplies included with filler)

Color Code **WH** White

Soakers

Cast iron, acrylic, copper and resin bathtubs

Acrylic Tubs



L 59¼"

W 59¼"

H 22¼"

Color	Product Number	Drain/Overflow Cover Finish	Price
WH	ATRNDN58IG-BN	Brushed nickel	\$3,542
WH	ATRNDN58IG-CP	Polished chrome	\$3,515
WH	ATRNDN58IG-MB	Matte black	\$3,542
WH	ATRNDN58IG-ORB	Oil rubbed bronze	\$3,542
WH	ATRNDN58IG-PB	Polished brass	\$3,542
WH	ATRNDN58IG-PN	Polished nickel	\$3,542
WH	ATRNDN58EIG-WT	White	\$3,542

Schedule B

Tub has overflow slot with drain tube between tub walls.

To have your tub insulated for heat retention order **#TUB INSULATION for \$622**.

Tubs with insulation added or air kit installed are "special order" and not returnable.



To add Air Jet Massage to your tub order Air Kit 1 or Air Kit 2 for \$2,774. See pages 2- 3 for details.



L 61"

W 61"

H 23¾"

Color	Product Number	Drain/Overflow Cover Finish	Price
WH	ATRNDN61IG-BN	Brushed nickel	\$4,520
WH	ATRNDN61IG-CP	Polished chrome	\$4,494
WH	ATRNDN61IG-MB	Matte black	\$4,520
WH	ATRNDN61IG-ORB	Oil rubbed bronze	\$4,520
WH	ATRNDN61IG-PB	Polished brass	\$4,520
WH	ATRNDN61IG-PN	Polished nickel	\$4,520
WH	ATRNDN61IG-WT	White	\$4,520

Schedule B

Tub has overflow slot with drain tube between tub walls.

To have your tub insulated for heat retention order **#TUB INSULATION for \$622**.

Tubs with insulation added or air kit installed are "special order" and not returnable.



To add Air Jet Massage to your tub order Air Kit 1 or Air Kit 2 for \$2,774. See pages 2- 3 for details.

Wilshire 59" Acrylic Round Soaking Tub with Integral Drain

- Double-walled acrylic
- Overflow slot
- End drain
- No faucet holes
- Includes OF cover and matching drain

Gallon capacity: 121 • Shipping weight: 193 lbs.
Empty weight: 133 lbs. • Filled weight: 1,160 lbs.

The following is recommended for ATRNDN58IG tubs with no faucet holes and integral drain:

- Faucet: part **#7082 or 7088**
- Double offset supplies: part **#4502**
- Freestanding filler: part **#7901, 7922 or 7952**
(Supplies included with filler)

Yarborough 61" Acrylic Round Soaking Tub with Integral Drain

- Double-walled acrylic
- Overflow slot
- End drain
- No faucet holes
- Includes OF cover and matching drain

Gallon capacity: 120 • Shipping weight: 201 lbs.
Empty weight: 141 lbs. • Filled weight: 1,143 lbs.

The following is recommended for ATRNDN61IG tubs with no faucet holes and integral drain:

- Faucet: part **#7082 or 7088**
- Double offset supplies: part **#4502**
- Freestanding filler: part **#7901, 7922 or 7952**
(Supplies included with filler)

Bathtubs are thoroughly inspected before being shipped.

Color Code **WH** White

Resin Tubs

L 59 $\frac{3}{8}$ "W 25 $\frac{1}{2}$ "H 24 $\frac{3}{8}$ " and 28 $\frac{3}{4}$ "

Color	Product Number	Finish	Price
WH	RTSN59-WH	Matte white	\$5,487
WH	RTSN59-WHGL	Gloss white	\$5,760

Schedule B

Tub has overflow slot with channel built into tub wall and includes tub drain.
Tubs with air kit installed are "special order" and not returnable.



To add Air Jet Massage to your tub order Air Kit 1 or Air Kit 2 for \$2,774.
See pages 2- 3 for details.

Ayanna 59" Resin Slipper Tub

- Matte or gloss finish
- Overflow slot
- End drain
- No faucet holes
- Includes white pop-up drain

Gallon capacity: 44 • Shipping weight: 331 lbs.

Empty weight: 231 lbs. • Filled weight: 599 lbs.

The following is recommended for RTSN59
tubs with no faucet holes and overflow slot:

- Faucet: part #7901 or 7913
(Supplies included with filler)



L 67"

W 30 $\frac{3}{4}$ "H 21 $\frac{3}{4}$ " and 26"

Color	Product Number	Finish	Price
WH	RTSN67-WH	Matte white	\$6,225
WH	RTSN67-WHGL	Gloss white	\$6,486

Schedule B

Tub has overflow slot with channel built into tub wall and includes tub drain.
Tubs with air kit installed are "special order" and not returnable.



To add Air Jet Massage to your tub order Air Kit 1 or Air Kit 2 for \$2,774.
See pages 2- 3 for details.

Becki 67" Resin Slipper Tub

- Matte or gloss finish
- Overflow slot
- End drain
- No faucet holes
- Includes white pop-up drain

Gallon capacity: 86 • Shipping weight: 240 lbs.

Empty weight: 304 lbs. • Filled weight: 1,022 lbs.

The following is recommended for RTSN67
tubs with no faucet holes and overflow slot:

- Faucet: part #7082 or 7088
(Supplies included with filler)

Color Code **WH** White

Soakers

Cast iron, acrylic, copper and resin bathtubs

Resin Tubs

L 72 $\frac{5}{8}$ "
W 30 $\frac{3}{4}$ "
H 23 $\frac{7}{8}$ " and 34 $\frac{3}{8}$ "



Britta 73" Resin Slipper Tub

- Matte or gloss finish
- No faucet holes
- Overflow slot
- Includes white pop-up drain
- Center drain

Gallon capacity: 66 • Shipping weight: 424 lbs.
Empty weight: 324 lbs. • Filled weight: 875 lbs.

The following is recommended for RTSN73 tubs with no faucet holes and overflow slot:

- Faucet: part #7901 or 7913
(Supplies included with filler)

Color	Product Number	Finish	Price
WH	RTSN73-WH	Matte white	\$6,551
WH	RTSN73-WHGL	Gloss white	\$6,877

Schedule B

Tub has overflow slot with channel built into tub wall and includes tub drain.
Tubs with air kit installed are "special order" and not returnable.



To add Air Jet Massage to your tub order Air Kit 1 or Air Kit 2 for \$2,774.
See pages 2- 3 for details.

L 70 $\frac{5}{8}$ "
W 37 $\frac{1}{8}$ "
H 20 $\frac{1}{2}$ "



Carlyle 70" Resin Freestanding Tub

- Matte or gloss finish
- No faucet holes
- Overflow slot
- Includes white pop-up drain
- Center drain

Gallon capacity: 68 • Shipping weight: 355 lbs.
Empty weight: 255 lbs. • Filled weight: 823 lbs.

The following is recommended for RTOVN70-OF tubs with no faucet holes and overflow slot:

- Faucet: part #7082 or 7088
- Double offset supplies: part #5576
- Freestanding filler: part #7901, 7922 or 7952
(Supplies included with filler)

Color	Product Number	Finish	Price
WH	RTOVN70-OF-WH	Matte white	\$5,534
WH	RTOVN70-OF-WHGL	Gloss white	\$5,805

Schedule B

Tub has overflow slot with channel built into tub wall and includes tub drain.
Tubs with air kit installed are "special order" and not returnable.



To add Air Jet Massage to your tub order Air Kit 1 or Air Kit 2 for \$2,774.
See pages 2- 3 for details.

Bathtubs are thoroughly inspected before being shipped.

Color Code **WH** White

Resin Tubs

L 56"
W 32"
H 24"



Color	Product Number	Finish	Price
WH	RTDSN56-OF-WH	Matte white	\$5,842
WH	RTDSN56-OF-WHGL	Gloss white	\$6,122

Schedule B

Tub has overflow slot with channel built into tub wall and includes tub drain.
Tubs with air kit installed are "special order" and not returnable.



To add Air Jet Massage to your tub order Air Kit 1 or Air Kit 2 for \$2,774.
See pages 2- 3 for details.

Edison 56" Resin Freestanding Oval Tub

- Matte or gloss finish
- Overflow slot
- Center drain
- No faucet holes
- Includes white pop-up drain

Gallon capacity: 73 • Shipping weight: 371 lbs.
Empty weight: 271 lbs. • Filled weight: 881 lbs

The following is recommended for RTDSN56-OF tubs with no faucet holes and overflow slot:

- Faucet: part **#7082 or 7088**
- Rigid, freestanding supplies: part **#4502**
- Freestanding filler: part **#7901, 7922 or 7952**
(Supplies included with filler)

L 64"
W 32"
H 25¼"



Color	Product Number	Finish	Price
WH	RTDSN64-OF-WH	Matte white	\$6,225
WH	RTDSN64-OF-WHGL	Gloss white	\$6,542

Schedule B

Tub has overflow slot with channel built into tub wall and includes tub drain.
Tubs with air kit installed are "special order" and not returnable.



To add Air Jet Massage to your tub order Air Kit 1 or Air Kit 2 for \$2,774.
See pages 2- 3 for details.

Electra 64" Resin Freestanding Oval Tub

- Matte or gloss finish
- Overflow slot
- Center drain
- No faucet holes
- Includes white pop-up drain

Gallon capacity: 91 • Shipping weight: 415 lbs.
Empty weight: 315 lbs. • Filled weight: 1,075 lbs.

The following is recommended for RTDSN64-OF tubs with no faucet holes and overflow slot:

- Faucet: part **#7082 or 7088**
- Double offset supplies: part **#4502**
- Freestanding filler: part **#7901, 7922 or 7952**
(Supplies included with filler)

Bathtubs are thoroughly inspected before being shipped.

Color Code **WH** White

Soakers

Cast iron, acrylic, copper and resin bathtubs

Resin Tubs

L 65 $\frac{1}{8}$ "
W 33 $\frac{1}{2}$ "
H 24 $\frac{1}{2}$ "



Howe 65" Resin Freestanding Tub

- Matte or gloss finish
- Overflow slot
- Center drain
- No faucet holes
- Includes white pop-up drain

Gallon capacity: 88 • Shipping weight: 429 lbs.
Empty weight: 329 lbs. • Filled weight: 1,064 lbs.

The following is recommended for RTOVN64-OF tubs with no faucet holes and overflow slot:

- Faucet: part **#7082 or 7088**
- Double offset supplies: part **#4502**
- Freestanding filler: part **#7901, 7922 or 7952**
(Supplies included with filler)

Color	Product Number	Finish	Price
WH	RTOVN64-OF-WH	Matte white	\$6,225
WH	RTOVN64-OF-WHGL	Gloss white	\$6,542

Schedule B

Tub has overflow slot with channel built into tub wall and includes tub drain.
Tubs with air kit installed are "special order" and not returnable.



To add Air Jet Massage to your tub order Air Kit 1 or Air Kit 2 for \$2,774.
See pages 2- 3 for details.

Julianna 71" Resin Double Slipper Tub

- Matte or gloss finish
- Overflow slot
- Center drain
- No faucet holes
- Includes white pop-up drain

Gallon capacity: 86 • Shipping weight: 404 lbs.
Empty weight: 304 lbs. • Filled weight: 1,022 lbs.

The following is recommended for RTDSN71 tubs with no faucet holes and overflow slot:

- Faucet: part **#7082 or 7088**
- Double offset supplies: part **#4502**
- Freestanding filler: part **#7901, 7922 or 7952**
(Supplies included with filler)

L 70 $\frac{3}{4}$ "
W 34 $\frac{5}{8}$ "
H 25 $\frac{1}{4}$ "



Color	Product Number	Finish	Price
WH	RTDSN71-WH	Matte white	\$5,730
WH	RTDSN71-WHGL	Gloss white	\$6,020

Schedule B

Tub has overflow slot with channel built into tub wall and includes tub drain.
Tubs with air kit installed are "special order" and not returnable.



To add Air Jet Massage to your tub order Air Kit 1 or Air Kit 2 for \$2,774.
See pages 2- 3 for details.

Bathtubs are thoroughly inspected before being shipped.

Color Code **WH** White

Resin Tubs



L 63"
W 27½"
H 22⅜"

Color	Product Number	Finish	Price
WH	RTFN63-WH	Matte white	\$6,766
WH	RTFN63-WHGL	Gloss white	\$7,028

Schedule B

Tub has overflow slot with channel built into tub wall and includes tub drain.
Tubs with air kit installed are "special order" and not returnable.



To add Air Jet Massage to your tub order Air Kit 1 or Air Kit 2 for \$2,774.
See pages 2- 3 for details.

Larissa 63" Resin Freestanding Tub

- Matte or gloss finish
- Overflow slot
- Center drain
- No faucet holes
- Includes white pop-up drain

Gallon capacity: 79 • Shipping weight: 410 lbs.
Empty weight: 316 lbs. • Filled weight: 976 lbs.

The following is recommended for RTFN63 tubs with no faucet holes and overflow slot:

- Faucet: part **#7082 or 7088**
- Double offset supplies: part **#4502**
- Freestanding filler: part **#7901, 7922 or 7952**
(Supplies included with filler)



L 63"
W 35½"
H 22"

Color	Product Number	Finish	Price
WH	RTOVN63-OF-WH	Matte white	\$6,374
WH	RTOVN63-OF-WHGL	Gloss white	\$6,692

Schedule B

Tub has overflow slot with channel built into tub wall and includes tub drain.
Tubs with air kit installed are "special order" and not returnable.



To add Air Jet Massage to your tub order Air Kit 1 or Air Kit 2 for \$2,774.
See pages 2- 3 for details.

Magnus 63" Resin Freestanding Oval Tub

- Matte or gloss finish
- Overflow
- Center drain
- No faucet holes
- Includes white pop-up drain

Gallon capacity: 91 • Shipping weight: 428 lbs.
Empty weight: 328lbs. • Filled weight: 1,088 lbs.

The following is recommended for RTOVN63-OF tubs with no faucet holes and overflow slot:

- Faucet: part **#7082 or 7088**
- Double offset supplies: part **#4502**
- Freestanding filler: part **#7901, 7922 or 7952**
(Supplies included with filler)

Bathtubs are thoroughly inspected before being shipped.

Color Code **WH** White

Resin Tubs



L 67"
W 34 $\frac{3}{8}$ "
H 22 $\frac{7}{8}$ "

Color	Product Number	Finish	Price
WH	RTFN67-WH	Matte white	\$6,907
WH	RTFN67-WHGL	Gloss white	\$7,167

Schedule B

Tub has overflow slot with channel built into tub wall and includes tub drain.
Tubs with air kit installed are "special order" and not returnable.



To add Air Jet Massage to your tub order Air Kit 1 or Air Kit 2 for \$2,774.
See pages 2- 3 for details.

Neal 67" Resin Freestanding Tub

- Matte or gloss finish
- Built in adjusters
- Center drain
- No faucet holes
- Includes white pop-up drain

Gallon capacity: 86 • Shipping weight: 290 lbs.
Empty weight: 304 lbs. • Filled weight: 1,022 lbs.

The following is recommended for RTFN67 tubs with no faucet holes and overflow slot:

- Faucet: part **#7082 or 7088**
- Double offset supplies: part **#4502**
- Freestanding filler: part **#7901, 7922 or 7952**
(Supplies included with filler)



L 68"
W 29 $\frac{1}{2}$ "
H 24 $\frac{1}{2}$ "

Color	Product Number	Finish	Price
WH	RTOVN68-WH	Matte white	\$6,234
WH	RTOVN68-WHGL	Gloss white	\$6,542

Schedule B

Tub has overflow slot with channel built into tub wall and includes tub drain.
Tubs with air kit installed are "special order" and not returnable.



To add Air Jet Massage to your tub order Air Kit 1 or Air Kit 2 for \$2,774.
See pages 2- 3 for details.

Nishi 68" Resin Freestanding Tub

- Matte or gloss finish
- Built in adjusters
- Center drain
- No faucet holes
- Includes white pop-up drain

Gallon capacity: 79 • Shipping weight: 393 lbs.
Empty weight: 293 lbs. • Filled weight: 953 lbs.


The following is recommended for RTOVN68 tubs with no faucet holes and overflow slot:

- Faucet: part **#7082 or 7088**
- Double offset supplies: part **#4502**
- Freestanding filler: part **#7901, 7922 or 7952**
(Supplies included with filler)

Bathtubs are thoroughly inspected before being shipped.

Color Code **WH** White

Resin Tubs



L 68½"

W 30½"

H 21¼"

Color	Product Number	Finish	Price
WH	RTFSN68-WH	Matte white	\$6,318
WH	RTFSN68-WHGL	Gloss white	\$6,626

Schedule B

Tub has overflow slot with channel built into tub wall and includes tub drain.
Tubs with air kit installed are "special order" and not returnable.



To add Air Jet Massage to your tub order Air Kit 1 or Air Kit 2 for \$2,774.
See pages 2- 3 for details.

Nyoko 68" Resin Freestanding Tub

- Matte or gloss finish
- Overflow slot
- Center drain
- No faucet holes
- Includes white pop-up drain

Gallon capacity: 79 • Shipping weight: 416lbs.
Empty weight: 316 lbs. • Filled weight: 976 lbs.

The following is recommended for RTFSN68 tubs with no faucet holes and overflow slot:

- Faucet: part **#7082 or 7088**
- Double offset supplies: part **#4502**
- Freestanding filler: part **#7901, 7922 or 7952**
(Supplies included with filler)



L 59⅝"

W 26¾"

H 22"

Color	Product Number	Finish	Price
WH	RTDEN59-WH	Matte white	\$5,600
WH	RTDEN59-WHGL	Gloss white	\$5,879

Schedule B

Tub has overflow slot with channel built into tub wall and includes tub drain.
Tubs with air kit installed are "special order" and not returnable.



To add Air Jet Massage to your tub order Air Kit 1 or Air Kit 2 for \$2,774.
See pages 2- 3 for details.

Orfeo 59" Resin Freestanding Tub

- Matte or gloss finish
- Overflow slot
- Center drain
- No faucet holes
- Includes white pop-up drain

Gallon capacity: 97 • Shipping weight: 444 lbs.
Empty weight: 344 lbs. • Filled weight: 783 lbs.

The following is recommended for RTDEN59 tubs with no faucet holes and no overflow:

- Faucet: part **#7082 or 7088**
- Double offset supplies: part **#4502**
- Freestanding filler: part **#7901, 7922 or 7952**
(Supplies included with filler)

Bathtubs are thoroughly inspected before being shipped.

Color Code **WH** White

Soakers

Cast iron, acrylic, copper and resin bathtubs

Resin Tubs

L 62¼"
W 27⅝"
H 25½"



Color	Product Number	Finish	Price
WH	RTFSN62-WH	Matte white	\$6,225
WH	RTFSN62-WHGL	Gloss white	\$6,542

Schedule B

Tub has overflow slot with channel built into tub wall and includes tub drain.
Tubs with air kit installed are "special order" and not returnable.



To add Air Jet Massage to your tub order Air Kit 1 or Air Kit 2 for \$2,774.
See pages 2- 3 for details.

Paden 62" Resin Freestanding Tub

- Matte or gloss finish
- Overflow slot
- Center drain
- No faucet holes
- Includes white pop-up drain

Gallon capacity: 97 • Shipping weight: 444 lbs.
Empty weight: 344 lbs. • Filled weight: 1,154 lbs.

The following is recommended for RTFSN62 tubs with no faucet holes and no overflow:

- Faucet: part **#7082 or 7088**
- Double offset supplies: part **#4502**
- Freestanding filler: part **#7901, 7922 or 7952**
(Supplies included with filler)

L 59"
W 26¾"
H 22⅝"



Color	Product Number	Finish	Price
WH	RTRECN59-WH	Matte white	\$5,954
WH	RTRECN59-WHGL	Gloss white	\$6,254

Schedule B

Tub has overflow slot with channel built into tub wall and includes tub drain.
Tubs with air kit installed are "special order" and not returnable.



To add Air Jet Massage to your tub order Air Kit 1 or Air Kit 2 for \$2,774.
See pages 2- 3 for details.

Romo 59" Resin Freestanding Tub

- Matte or gloss finish
- Overflow slot
- Center drain
- No faucet holes
- Includes white pop-up drain

Gallon capacity: 66 • Shipping weight: 385 lbs.
Empty weight: 285 lbs. • Filled weight: 809 lbs.

The following is recommended for RTRECN59 tubs with no faucet holes and overflow slot:

- Faucet: part **#7082 or 7088**
- Double offset supplies: part **#4502**
- Freestanding filler: part **#7901, 7922 or 7952**
(Supplies included with filler)

Bathtubs are thoroughly inspected before being shipped.

Color Code **WH** White

Resin Tubs

L 67"
W 31½"
H 21½"



Color	Product Number	Finish	Price
WH	RTFSN67-WH	Matte white	\$6,710
WH	RTFSN67-WHGL	Gloss white	\$6,972

Schedule B

Tub has overflow slot with channel built into tub wall and includes tub drain.
Tubs with air kit installed are "special order" and not returnable.

Scofield 67" Resin Freestanding Tub

- Matte or gloss finish
- Overflow slot
- Center drain
- No faucet holes
- Includes white pop-up drain

Gallon capacity: 70 • Shipping weight: 355 lbs.
Empty weight: 273 lbs. • Filled weight: 854 lbs.

The following is recommended for RTFSN67 tubs with no faucet holes and overflow slot:

- Faucet: part **#7082 or 7088**
- Freestanding bath supplies: part **#4502**
- Freestanding filler: part **#7901, 7922 or 7952**
(Does not need bath supplies)

L 67"
W 31½"
H 21⅝"



Color	Product Number	Finish	Price
WH	RTRECN67-WH	Matte white	\$6,822
WH	RTRECN67-WHGL	Gloss white	\$7,084

Schedule B

Tub has overflow slot with channel built into tub wall and includes tub drain.
Tubs with air kit installed are "special order" and not returnable.

Timon 67" Resin Freestanding Tub

- Matte or gloss finish
- Overflow slot
- Center drain
- No faucet holes
- Includes white pop-up drain

Gallon capacity: 85 • Shipping weight: 388 lbs.
Empty weight: 330 lbs. • Filled weight: 1035 lbs.

The following is recommended for RTRECN67 tubs with no faucet holes and overflow slot:

- Faucet: part **#7082 or 7088**
- Freestanding bath supplies: part **#4502**
- Freestanding filler: part **#7901, 7922 or 7952**
(Does not need bath supplies)

Bathtubs are thoroughly inspected before being shipped.

Color Code **WH** White

Soakers

Cast iron, acrylic, copper and resin bathtubs

Resin Tubs

L 71"
W 32½"
H 21⅝"



Tristan 71" Resin Freestanding Tub

- Matte or gloss finish
- Overflow slot
- Center drain
- No faucet holes
- Includes white pop-up drain

Gallon capacity: 97 • Shipping weight: 449 lbs.
Empty weight: 374 lbs. • Filled weight: 1179 lbs.

Color	Product Number	Finish	Price
WH	RTREC71-WH	Matte white	\$7,046
WH	RTREC71-WHGL	Gloss white	\$7,307

Schedule B

Tub has overflow slot with channel built into tub wall and includes tub drain.
Tubs with air kit installed are "special order" and not returnable.

The following is recommended for RTREC71 tubs with no faucet holes and overflow slot:

- Faucet: part **#7082 or 7088**
- Rigid, freestanding bath supplies: part **#4502**
- Freestanding filler: part **#7901, 7922 or 7952**
(Does not need bath supplies)

L 59"
W 31"
H 24"



Wingate 59" Resin Freestanding Tub on Base

- Matte or gloss finish
- Overflow slot
- Center drain
- No faucet holes
- Includes white pop-up drain

Gallon capacity: 66 • Shipping weight: 358 lbs.
Empty weight: 266 lbs. • Filled weight: 813 lbs.

Color	Product Number	Finish	Price
WH	RTDRN59B-WH	Matte white	\$6,766
WH	RTDRN59B-WHGL	Gloss white	\$7,028

Schedule B

Tub has overflow slot with channel built into tub wall and includes tub drain.
Tubs with air kit installed are "special order" and not returnable.

The following is recommended for RTDRN59B tubs with no faucet holes and overflow slot:

- Faucet: part **#7082, #7088 or #4602**
- Rigid, freestanding bath supplies: part **#4502**
- Freestanding filler: part **#7901, 7922, 7952, or 7932**
(Does not need bath supplies)

Bathtubs are thoroughly inspected before being shipped.

Color Code **WH** White

Resin Tubs



L 66"
W 32⁵/₈"
H 23⁵/₈"

Color	Product Number	Finish	Price
WH	RTDRN66B-WH	Matte white	\$6,972
WH	RTDRN66B-WHGL	Gloss white	\$7,233

Schedule B

Tub has overflow slot with channel built into tub wall and includes tub drain.
Tubs with air kit installed are "special order" and not returnable.



To add Air Jet Massage to your tub order Air Kit 1 or Air Kit 2 for \$2,774.
See pages 2- 3 for details.

Winslow 66" Resin Freestanding Tub on Base

- Matte or gloss finish
- Overflow slot
- Center drain
- No faucet holes
- Includes white pop-up drain

Gallon capacity: 75 • Shipping weight: 384 lbs.
Empty weight: 295 lbs. • Filled weight: 917 lbs.

The following is recommended for RTDRN66B tubs with no faucet holes and overflow slot:

- Faucet: part **#7082, #7088 or #4602**
- Rigid, freestanding bath supplies: part **#4502**
- Freestanding filler: part **#7901, 7922, 7952, or 7932**
(Does not need bath supplies)



L 70"
W 32"
H 23³/₄"

Color	Product Number	Finish	Price
WH	RTDRN70B-WH	Matte white	\$7,187
WH	RTDRN70B-WHGL	Gloss white	\$7,448

Schedule B

Tub has overflow slot with channel built into tub wall and includes tub drain.
Tubs with air kit installed are "special order" and not returnable.



To add Air Jet Massage to your tub order Air Kit 1 or Air Kit 2 for \$2,774.
See pages 2- 3 for details.

Winston 70" Resin Freestanding Tub on Base

- Matte or gloss finish
- Overflow slot
- Center drain
- No faucet holes
- Includes white pop-up drain

Gallon capacity: 66 • Shipping weight: 375 lbs.
Empty weight: 266 lbs. • Filled weight: 813 lbs.

The following is recommended for RTDRN70B tubs with no faucet holes and overflow slot:

- Faucet: part **#7082 or #7088**
- Rigid, freestanding bath supplies: part **#4502**
- Freestanding filler: part **#7901, 7922, or 7952**
(Does not need bath supplies)

Bathtubs are thoroughly inspected before being shipped.

Color Code **WH** White

Soakers

Cast iron, acrylic, copper and resin bathtubs

Copper Tubs

L 66"
W 30 $\frac{5}{8}$ "
H 30 $\frac{3}{8}$ "



Allegro 66" Copper Bateau Double Slipper Tub

- Includes base
- 16 gauge metal
- No overflow
- No faucet holes
- Hammered finish
- Center drain

Gallon capacity: 63 • Shipping weight: 325 lbs.
Empty weight: 170 lbs. • Filled weight: 696 lbs.

The following is recommended for COTDSN66P tubs without faucet holes:

- Faucet: part **#4602, 4604 or 7082**
- Free standing bath supplies: part **#4502**
- Leg tub drain: part **#5599LT or 5599TS**

Color	Product Number		Price
AC	COTDSN66P-AC	Copper base	\$5,408

Schedule B

Order #DRILL-OFF to have an overflow drilled at no charge.

With overflow drilled, this tub requires drain part **#5599E**.

Tubs with overflow drilled or air kit installed are "special order" and not returnable.



To add Air Jet Massage to your tub order Air Kit 1 or Air Kit 2 for \$2,774.
See pages 2- 3 for details.

L 71 $\frac{1}{2}$ "
W 33"
H 31"



Amara 72" Copper Bateau Double Slipper Tub

- Includes base
- 16 gauge metal
- No overflow
- No faucet holes
- Hammered finish
- Center drain

Gallon capacity: 70 • Shipping weight: 325 lbs.
Empty weight: 170 lbs. • Filled weight: 755 lbs.

The following is recommended for COTDSN72P tubs without faucet holes:

- Faucet: part **#4602, 4604 or 7082**
- Free standing bath supplies: part **#4502**
- Leg tub drain: part **#5599LT or 5599TS**

Color	Product Number		Price
AC	COTDSN72P-AC	Copper base	\$5,744

Schedule B

Order #DRILL-OFF to have an overflow drilled at no charge.

With overflow drilled, this tub requires drain part **#5599E**.

Tubs with overflow drilled or air kit installed are "special order" and not returnable.



To add Air Jet Massage to your tub order Air Kit 1 or Air Kit 2 for \$2,774.
See pages 2- 3 for details.

Copper is a living finish and will patina over time. To prevent normal aging of finish, wipe dry after each use. Apply normal wax at least once every 15-20 days.

Bathtubs are thoroughly inspected before being shipped.

Color Code **AC** Hammered Antique Copper

Copper Tubs

L 66"
W 30 $\frac{5}{8}$ "
H 30 $\frac{3}{8}$ "



Color	Product Number		Price
CN	COTDSN66P-CN	Copper base	\$6,424

Schedule B

Order #DRILL-OFF to have an overflow drilled at no charge.

With overflow drilled, this tub requires drain part **#5599E**.

Tubs with overflow drilled or air kit installed are "special order" and not returnable.



To add Air Jet Massage to your tub order Air Kit 1 or Air Kit 2 for \$2,774.
See pages 2- 3 for details.

Ankara 66" Copper Bateau Double Slipper Tub

- Includes base
- 16 gauge metal
- Nickel interior
- Center drain
- No faucet holes
- Hammered finish
- No overflow

Gallon capacity: 63 • Shipping weight: 325 lbs.

Empty weight: 170 lbs. • Filled weight: 696 lbs.

The following is recommended for COTDSN66P tubs without faucet holes:

- Faucet: part **#4602, 4604 or 7082**
- Free standing bath supplies: part **#4502**
- Leg tub drain: part **#5599LT or 5599TS**

L 71 $\frac{1}{2}$ "
W 33"
H 31"



Color	Product Number		Price
CN	COTDSN72P-CN	Copper base	\$6,760

Schedule B

Order #DRILL-OFF to have an overflow drilled at no charge.

With overflow drilled, this tub requires drain part **#5599E**.

Tubs with overflow drilled or air kit installed are "special order" and not returnable.



To add Air Jet Massage to your tub order Air Kit 1 or Air Kit 2 for \$2,774.
See pages 2- 3 for details.

Ashton 72" Copper Bateau Double Slipper Tub

- Includes base
- 16 gauge metal
- Nickel interior
- Center drain
- No faucet holes
- Hammered finish
- No overflow

Gallon capacity: 70 • Shipping weight: 325 lbs.

Empty weight: 170 lbs. • Filled weight: 755 lbs.

The following is recommended for COTDSN72P tubs without faucet holes:

- Faucet: part **#4602, 4604 or 7082**
- Free standing bath supplies: part **#4502**
- Leg tub drain: part **#5599LT or 5599TS**

Copper is a living finish and will patina over time. To prevent normal aging of finish, wipe dry after each use. Apply normal wax at least once every 15-20 days.

Bathtubs are thoroughly inspected before being shipped.

Color Code **CN** Hammered Antique Copper/Nickel Interior

Copper Tubs

L 66"
W 32 $\frac{1}{8}$ "
H 30 $\frac{5}{8}$ "



Color	Product Number		Price
AC	COTDSN66S-AC	Copper base	\$6,529

Schedule B

Order #DRILL-OFF to have an overflow drilled at no charge.

With overflow drilled, this tub requires drain part **#5599E**.

Tubs with overflow drilled or air kit installed are "special order" and not returnable.



To add Air Jet Massage to your tub order Air Kit 1 or Air Kit 2 for \$2,774. See pages 2- 3 for details.

Baylis 66" Copper Bateau Double Slipper Tub

- Includes base
- 16 gauge metal
- Extra wide
- No overflow
- No faucet holes
- Hammered finish
- Decorative rings
- Center drain

Gallon capacity: 60 • Shipping weight: 225 lbs.

Empty weight: 170 lbs. • Filled weight: 671 lbs.

The following is recommended for COTDSN66S tubs without faucet holes:

- Faucet: part **#4602, 4604 or 7082**
- Free standing bath supplies: part **#4502**
- Leg tub drain: part **#5599LT or 5599TS**

Copper is a living finish and will patina over time. To prevent normal aging of finish, wipe dry after each use. Apply normal wax at least once every 15-20 days.

Bathtubs are thoroughly inspected before being shipped.

Color Code **AC** Hammered Antique Copper

Copper Tubs



L 72"
W 32"
H 29½"

Color	Product Number		Price
AC	COTDSN72S-AC	Copper base	\$6,924

Schedule B

Order #DRILL-OFF to have an overflow drilled at no charge.

With overflow drilled, this tub requires drain part **#5599E**.

Tubs with overflow drilled or air kit installed are "special order" and not returnable.



To add Air Jet Massage to your tub order Air Kit 1 or Air Kit 2 for \$2,774.
See pages 2- 3 for details.

Bolero 72" Copper Bateau Double Slipper Tub

- Includes base
- 16 gauge metal
- Extra wide
- No overflow
- No faucet holes
- Hammered finish
- Decorative rings
- Center drain

Gallon capacity: 65 • Shipping weight: 235 lbs.
Empty weight: 170 lbs. • Filled weight: 713 lbs.

The following is recommended for COTDSN72S tubs without faucet holes:

- Faucet: part **#4602, 4604 or 7082**
- Free standing bath supplies: part **#4502**
- Leg tub drain: part **#5599LT or 5599TS**



L 66"
W 30⅝"
H 29¼"

Color	Product Number		Price
SAC	COTDSN66L-SAC	Copper base	\$6,266

Schedule B

Order #DRILL-OFF to have an overflow drilled at no charge.

With overflow drilled, this tub requires drain part **#5599E**.

Tubs with overflow drilled or air kit installed are "special order" and not returnable.



To add Air Jet Massage to your tub order Air Kit 1 or Air Kit 2 for \$2,774.
See pages 2- 3 for details.

Calumet 66" Copper Bateau Double Slipper Tub

- Includes base
- 16 gauge metal
- No overflow
- No faucet holes
- Smooth antique finish
- Center drain

Gallon capacity: 68 • Shipping weight: 325 lbs.
Empty weight: 170 lbs. • Filled weight: 738 lbs.

The following is recommended for COTDSN66L tubs without faucet holes:

- Faucet: part **#4602, 4604 or 7082**
- Free standing bath supplies: part **#4502**
- Leg tub drain: part **#5599LT or 5599TS**

Copper is a living finish and will patina over time. To prevent normal aging of finish, wipe dry after each use. Apply normal wax at least once every 15-20 days.

Bathtubs are thoroughly inspected before being shipped.

Color Code **AC** Hammered Antique Copper **SAC** Smooth Antique Copper

Soakers

Cast iron, acrylic, copper and resin bathtubs

Copper Tubs



L 71 $\frac{5}{8}$ "

W 32"

H 29 $\frac{1}{4}$ "

Color	Product Number		Price
SAC	COTDSN72L-SAC	Copper base	\$5,935

Schedule B

Order #DRILL-OFF to have an overflow drilled at no charge.

With overflow drilled, this tub requires drain part **#5599E**.

Tubs with overflow drilled or air kit installed are "special order" and not returnable.



To add Air Jet Massage to your tub order Air Kit 1 or Air Kit 2 for \$2,774. See pages 2- 3 for details.

Carwyn 72" Copper Bateau Double Slipper Tub

- Includes base
- 16 gauge metal
- No overflow
- No faucet holes
- Smooth antique finish
- Center drain

Gallon capacity: 77 • Shipping weight: 425 lbs.

Empty weight: 200 lbs. • Filled weight: 843 lbs.

The following is recommended for COTDSN72L tubs without faucet holes:

- Faucet: part **#4602, 4604 or 7082**
- Free standing bath supplies: part **#4502**
- Leg tub drain: part **#5599LT or 5599TS**



L 67 $\frac{7}{8}$ "

W 32"

H 31"

Color	Product Number		Price
AC	COTDSN68-AC-AC		\$7,914

Schedule B

Order #DRILL-OFF to have an overflow drilled at no charge.

With overflow drilled, this tub requires drain part **#5599E**.

Tubs that have been drilled with overflow are "special order" and not returnable.

Celana 68" Copper Double Slipper Tub

- Antique copper feet
- 16 gauge metal
- Hammered exterior
- Center drain
- No faucet holes
- No overflow
- Shiny interior

Gallon capacity: 83 • Shipping weight: 221 lbs.

Empty weight: 104 lbs. • Filled weight: 797 lbs.

The following is recommended for COTDSN68 tubs without faucet holes:

- Faucet: part **#4602, 4604 or 7082**
- Free standing bath supplies: part **#4502**
- Leg tub drain: part **#5599LT or 5599TS**

Copper is a living finish and will patina over time. To prevent normal aging of finish, wipe dry after each use. Apply normal wax at least once every 15-20 days.

Bathtubs are thoroughly inspected before being shipped.

Color Code

AC

Hammered Antique Copper

SAC

Smooth Antique Copper

Copper Tubs

L 66"
W 37 $\frac{3}{8}$ "
H 28 $\frac{1}{8}$ "



Color	Product Number		Price
MF	COTDSN66M-MF	Copper base	\$9,232

Schedule B

Order #DRILL-OFF to have an overflow drilled at no charge.
With overflow drilled, this tub requires drain part **#5599E**.
Tubs with overflow drilled or air kit installed are "special order" and not returnable.



To add Air Jet Massage to your tub order Air Kit 1 or Air Kit 2 for \$2,774.
See pages 2- 3 for details.

Celaya 66" Copper Double Slipper Tub

- Mexican finish exterior
- Polished interior
- 16 gauge metal
- No faucet holes
- No overflow
- Center drain

Gallon capacity: 101 • Shipping weight: 225 lbs.
Empty weight: 103 lbs. • Filled weight: 947 lbs.

The following is recommended for COTDSN66M tubs without faucet holes:

- Faucet: part **#4602, 4604 or 7082**
- Free standing bath supplies: part **#4502**
- Leg tub drain: part **#5599LT or 5599TS**

L 69 $\frac{1}{2}$ "
W 31"
H 28 $\frac{1}{2}$ " - 28 $\frac{3}{4}$ "



Color	Product Number		Price
BLP	COTDSN70B-BLP	Copper base	\$8,244

Schedule B

Order #DRILL-OFF to have an overflow drilled at no charge.
With overflow drilled, this tub requires drain part **#5599E**.
Tubs with overflow drilled or air kit installed are "special order" and not returnable.



To add Air Jet Massage to your tub order Air Kit 1 or Air Kit 2 for \$2,774.
See pages 2- 3 for details.

Chapal 70" Copper Double Slipper Tub

- Includes base
- Polished copper interior
- Black copper exterior
- Center drain
- No faucet holes
- 16 Gauge metal
- No overflow

Gallon capacity: 54 • Shipping weight: 179 lbs.
Empty weight: 94 lbs. • Filled weight: 545 lbs.

The following is recommended for COTDSN70B tubs without faucet holes:

- Faucet: part **#4602, 4604 or 7082**
- Free standing bath supplies: part **#4502**
- Leg tub drain: part **#5599LT or 5599TS**

Copper is a living finish and will patina over time. To prevent normal aging of finish, wipe dry after each use. Apply normal wax at least once every 15-20 days.

Bathtubs are thoroughly inspected before being shipped.

Color Code **BLP** Black Copper Exterior/Polished Copper Interior **MF** Mexican Finish

Soakers

Cast iron, acrylic, copper and resin bathtubs

Copper Tubs

L 70 $\frac{1}{4}$ "
W 31 $\frac{5}{8}$ "
H 29"



Chopin 70" Copper Double Slipper Tub

- Smooth antique exterior
- Polished interior
- 16 gauge metal
- No faucet holes
- No overflow
- Center drain

Gallon capacity: 74 • Shipping weight: 335 lbs.
Empty weight: 110 lbs. • Filled weight: 728 lbs.

The following is recommended for COTDSN70B tubs without faucet holes:

- Faucet: part **#4602, 4604 or 7082**
- Free standing bath supplies: part **#4502**
- Leg tub drain: part **#5599LT or 5599TS**

Color	Product Number		Price
SAP	COTDSN70B-SAP	Copper base	\$6,266

Schedule B

Order #DRILL-OFF to have an overflow drilled at no charge.

With overflow drilled, this tub requires drain part **#5599E**.

Tubs with overflow drilled or air kit installed are "special order" and not returnable.



To add Air Jet Massage to your tub order Air Kit 1 or Air Kit 2 for \$2,774.
See pages 2- 3 for details.

L 72"
W 31 $\frac{1}{8}$ "
H 30"



Galileo 72" Copper Double Slipper Tub

- Includes base
- No faucet holes
- Hammered nickel interior
- 16 Gauge metal
- Mirrored mosaic exterior
- No overflow
- Center drain

Gallon capacity: 97 • Shipping weight: 425 lbs.
Empty weight: 200 lbs. • Filled weight: 1,010 lbs.

The following is recommended for COTDSN71B tubs without faucet holes:

- Faucet: part **#4602, 4604 or 7082**
- Free standing bath supplies: part **#4502**
- Leg tub drain: part **#5599LT or 5599TS**

Color	Product Number		Price
MN	COTDSN71B-MN	Copper base	\$7,419

Schedule B

Overflow cannot be drilled in this tub.

Tubs with air kit installed are "special order" and not returnable.



To add Air Jet Massage to your tub order Air Kit 1 or Air Kit 2 for \$2,774.
See pages 2- 3 for details.

Copper is a living finish and will patina over time. To prevent normal aging of finish, wipe dry after each use. Apply normal wax at least once every 15-20 days.

Bathtubs are thoroughly inspected before being shipped.

Color Code **MN** Mosaic/Hammered Nickel Interior **SAP** Smooth Antique Exterior/Polished Interior

Copper Tubs

L 67½"
W 31½"
H 29⅝"



Color	Product Number		Price
AC	COTSN68-AC-AC	Copper feet	\$7,914

Schedule B

Order #DRILL-OFF to have an overflow drilled at no charge.
With overflow drilled, this tub requires drain part **#5599E**.
Tubs that have been drilled with overflow are "special order" and not returnable.

Gitali 68" Copper Slipper Tub

- Antique copper feet
- Hammered antique finish
- No overflow
- No faucet holes
- 16 Gauge metal
- End drain

Gallon capacity: 79 • Shipping weight: 210 lbs.
Empty weight: 90 lbs. • Filled weight: 750 lbs.

The following is recommended for COTSN68 tubs without faucet holes:

- Faucet: part **#4602, 4604 or 7082**
- Free standing bath supplies: part **#4502**
- Leg tub drain: part **#5599LT or 5599TS**

L 66½"
W 32⅞"
H 23¼" - 32"



Color	Product Number	Feet Finish	Price
LC	COTSN66-LC-PB	Brass feet	\$6,924

Schedule B

Order #DRILL-OFF to have an overflow drilled at no charge.
With overflow drilled, this tub requires drain part **#5599E**.
Tubs that have been drilled with overflow are "special order" and not returnable.

Lawson 66" Copper Slipper Tub

- Copper feet
- Smooth light copper finish
- No overflow
- No faucet holes
- 16 Gauge metal
- End drain

Gallon capacity: 80 • Shipping weight: 186 lbs.
Empty weight: 102 lbs. • Filled weight: 770 lbs.

The following is recommended for COTSN66 tubs without faucet holes:

- Faucet: part **#4602, 4604 or 7082**
- Free standing bath supplies: part **#4502**
- Leg tub drain: part **#5599LT or 5599TS**

Copper is a living finish and will patina over time. To prevent normal aging of finish, wipe dry after each use. Apply normal wax at least once every 15-20 days.

Bathtubs are thoroughly inspected before being shipped.

Color Code **AC** Hammered Antique Copper **LC** Smooth Light Copper

Copper Tubs

L 67 $\frac{5}{8}$ "

W 37 $\frac{1}{2}$ "

H 33 $\frac{3}{4}$ "



Lilith 66" Copper Slipper Tub

- Copper base included
- Mexican finish
- No overflow
- No faucet holes
- 16 Gauge metal
- Center drain

Gallon capacity: 101 • Shipping weight: 250 lbs.
Empty weight: 125 lbs. • Filled weight: 969 lbs.

The following is recommended for COTSN68RB tubs without faucet holes:

- Faucet: part **#4602, 4604 or 7082**
- Free standing bath supplies: part **#4502**
- Leg tub drain: part **#5599LT or 5599TS**

Naples 73" Copper Slipper Tub

- Hammered antique exterior
- Polished copper interior
- Exquisitely crafted copper feet
- 16 gauge metal
- No faucet holes
- Center drain

Gallon capacity: 61 • Shipping weight: 251 lbs.
Empty weight: 122 lbs. • Filled weight: 631 lbs.

The following is recommended for COTSN73JF tubs with no faucet holes and no overflow:

- Faucet: part **#4602, 4604 or 7082**
- Free standing bath supplies: part **#4502**
- Leg tub drain: part **#5599LT**

The following is recommended for COTSN73JFL and COTSN73JFR tubs with no faucet holes and overflow:

- Faucet: part **#4602, 4604 or 7082**
- Free standing bath supplies: part **#4502**
- Leg tub drain: part **#5599PD**

Color	Product Number		Price
MF	COTSN66RB-MF	Copper base	\$8,903

Schedule B

Order #DRILL-OFF to have an overflow drilled at no charge.

With overflow drilled, this tub requires drain part **#5599E**.

Tubs with overflow drilled or air kit installed are "special order" and not returnable.



To add Air Jet Massage to your tub order Air Kit 1 or Air Kit 2 for \$2,774.
See pages 2- 3 for details.



L 73"

W 36 $\frac{1}{4}$ "

H 28 $\frac{3}{8}$ " and 34 $\frac{1}{8}$ " (from floor to top of tub)

Color	Product Number	Description	Price
AP	COTSN73JF-AP-AC	No overflow	\$8,903
AP	COTSN73JFLAP-AC	Overflow on left	\$8,903
AP	COTSN73JFRAP-AC	Overflow on right	\$8,903

Schedule B

Copper is a living finish and will patina over time. To prevent normal aging of finish, wipe dry after each use. Apply normal wax at least once every 15-20 days.

Bathtubs are thoroughly inspected before being shipped.

Color Code **AP** Hammered Antique Copper Exterior/Polished Copper Interior **MF** Mexican Finish

Copper Tubs



L 32"

W 18¼"

H 14⅝" (from floor to top of tub)

Color	Product Number	Feet Finish	Price
AC	COTDRN31-AC-AC	Copper	\$1,178

Schedule B

Order #DRILL-OFF to have an overflow drilled at no charge.
 With overflow drilled, this tub requires drain part **#5599E**.
 Tubs that have been drilled with overflow are "special order" and not returnable.

Picasso 32" Copper Double Roll Top Tub

- Copper ball & claw feet
- 16 gauge metal
- Continuous rolled rim
- No faucet holes
- No overflow
- Center drain

Gallon capacity: 11 • Shipping weight: 100 lbs.
 Empty weight: 50 lbs. • Filled weight: 142 lbs.

The following is recommended for COTDRN31 tubs with no faucet holes and no overflow:

- Faucet: part **#4602, 4604 or 7082**
- Free standing bath supplies: part **#4502**
- Leg tub drain: part **#5599LT or 5599TS**



L 68¾"

W 32¾"

H 31" (from floor to top of tub)

Color	Product Number	Feet Finish	Price
AC	COTRN68-AC-AC	Copper	\$7,914

Schedule B

Order #DRILL-OFF to have an overflow drilled at no charge.
 With overflow drilled, this tub requires drain part **#5599E**.
 Tubs that have been drilled with overflow are "special order" and not returnable.

Panya 68" Copper Double Roll Top Tub

- Copper ball & claw feet
- 16 gauge metal
- Continuous rolled rim
- No faucet holes
- No overflow
- Center drain

Gallon capacity: 79 • Shipping weight: 212 lbs.
 Empty weight: 115 lbs. • Filled weight: 775 lbs.

The following is recommended for COTRN68 tubs with no faucet holes and no overflow:

- Faucet: part **#4602, 4604 or 7082**
- Free standing bath supplies: part **#4502**
- Leg tub drain: part **#5599LT or 5599TS**

Copper is a living finish and will patina over time. To prevent normal aging of finish, wipe dry after each use. Apply normal wax at least once every 15-20 days.

Bathtubs are thoroughly inspected before being shipped.

Color Code **AC** Hammered Antique Copper

Soakers

Cast iron, acrylic, copper and resin bathtubs

Copper Tubs

L 59 $\frac{7}{8}$ "

W 31 $\frac{3}{4}$ "

H 26 $\frac{3}{8}$ "



Color	Product Number		Price
AC	COTDR7H61K-AC	Copper base	\$5,013
AC	COTDRN61K-AC	Copper base	\$5,013

Schedule B

Order #DRILL-OFF to have an overflow drilled at no charge.

With overflow drilled, this tub requires drain part **#5599E**.

Tubs with overflow drilled or air kit installed are "special order" and not returnable.



To add Air Jet Massage to your tub order Air Kit 1 or Air Kit 2 for \$2,774.

See pages 2- 3 for details.

L 66"

W 32 $\frac{1}{4}$ "

H 24"



Color	Product Number		Price
HAP	COTDRN66C-SAP	Copper base	\$11,539

Schedule B

Order #DRILL-OFF to have an overflow drilled at no charge.

With overflow drilled, this tub requires drain part **#5599E**.

Tubs with overflow drilled or air kit installed are "special order" and not returnable.



To add Air Jet Massage to your tub order Air Kit 1 or Air Kit 2 for \$2,774.

See pages 2- 3 for details.

Copper is a living finish and will patina over time. To prevent normal aging of finish, wipe dry after each use. Apply normal wax at least once every 15-20 days.

Reedley 60" Copper Double Roll Top Tub

- Includes base
- 16 gauge metal
- Center drain
- No overflow
- Hammered finish

Gallon capacity: 65 • Shipping weight: 325 lbs.

Empty weight: 100 lbs. • Filled weight: 643 lbs.

COTDR7H61K tub has 7" centers in tub deck.

COTDRN61K tub has no faucet holes and tap deck.

The following is recommended for COTDR7H61K tubs with deck holes:

- Rim-mounted faucet: part **#4601** or **4603**
- Straight bath supplies: part **#5577**
- Leg tub drain: part **#5599**

The following is recommended for COTDRN61K tubs without faucet holes:

- Faucet: part **#4602**, **4604** or **7082**
- Free standing bath supplies: part **#4502**
- Leg tub drain: part **#5599LT** or **5599TS**

Rochelle 66" Copper Double Roll Top Tub

- Includes base
- 16 gauge metal
- Hammered antique exterior • Polished copper interior
- Center drain
- No overflow
- No faucet holes

Gallon capacity: 82 • Shipping weight: 216 lbs.

Empty weight: 103 lbs. • Filled weight: 788 lbs.

The following is recommended for COTDRN66C tubs without faucet holes:

- Faucet: part **#4602**, **4604** or **7082**
- Free standing bath supplies: part **#4502**
- Leg tub drain: part **#5599LT** or **5599TS**

Bathtubs are thoroughly inspected before being shipped.

Color Code **AC** Hammered Antique Copper **HAP** Hammered Antique Exterior/Polished Interior

Copper Tubs



L 78"

W 40"

H 25" (from floor to top of tub)

Color	Product Number		Price
AC	COTDRN75B-AC	Copper base	\$8,573

Schedule B

Order #DRILL-OFF to have an overflow drilled at no charge.
 With overflow drilled, this tub requires drain part **#5599PD**.
 Tubs with overflow drilled or air kit installed are "special order" and not returnable.



To add Air Jet Massage to your tub order Air Kit 1 or Air Kit 2 for \$2,774.
 See pages 2- 3 for details.

Somerset 78" Copper Double Roll Top Tub

- Copper base included
- Extra bathing width
- Smooth rim and base
- Hammered interior and exterior
- No faucet holes
- 16 gauge metal
- No overflow
- Center drain

Gallon capacity: 158 • Shipping weight: 325 lbs.
 Empty weight: 100 lbs. • Filled weight: 1,420 lbs.

The following is recommended for COTDRN75B tubs with no faucet holes and no overflow:

- Faucet: part **#4602, 4604 or 7082**
- Free standing bath supplies: part **#4502**
- Leg tub drain: part **#5599LT or 5599TS**



L 65¼"

W 32¾"

H 25½" (from floor to top of tub)

Color	Product Number		Price
AC	COTREC66B-AC	Copper base	\$7,914

Schedule B

Order #DRILL-OFF to have an overflow drilled at no charge.
 With overflow drilled, this tub requires drain part **#5599PD**.
 Tubs with overflow drilled or air kit installed are "special order" and not returnable.



To add Air Jet Massage to your tub order Air Kit 1 or Air Kit 2 for \$2,774.
 See pages 2- 3 for details.

Wilmott 66" Rectangular Copper Tub

- Copper base included
- Hammered antique finish
- No overflow
- No faucet holes
- 16 gauge metal
- Center drain

Gallon capacity: 82 • Shipping weight: 239 lbs.
 Empty weight: 124 lbs. • Filled weight: 809 lbs.

The following is recommended for COTREC66B tubs with no faucet holes and no overflow:

- Faucet: part **#4602, 4604 or 7082**
- Free standing bath supplies: part **#4502**
- Leg tub drain: part **#5599LT or 5599TS**

Copper is a living finish and will patina over time. To prevent normal aging of finish, wipe dry after each use. Apply normal wax at least once every 15-20 days.

Bathtubs are thoroughly inspected before being shipped.

Color Code **AC** Hammered Antique Copper

Tub Fillers with Diverter for Cast Iron Tubs

3 3/8" centers

1/4 turn ceramic disc cartridges

Flow rate 3.68 GPM



Tub Filler with Diverter

- Code gooseneck spout

Finish	Product Number	Handles	Price
CP	4001-PL-CP	Porcelain lever	\$300

Schedule C

Cast Iron tub use only. For acrylic tub use buy: part **#4000**

To be used with shower riser: part **#196R** and a shower rod.

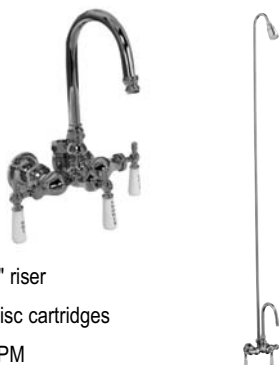
To be used with double offset bath supplies: part **#5576**.

3 3/8" centers • 62" riser

1/4 turn ceramic disc cartridges

Flow rate 3.34 GPM

Flow rate showerhead 2.5 GPM



Tub Filler with Diverter

- Code gooseneck spout
- Plastic shower head

Finish	Product Number	Handles	Price
CP	4013-PL-CP	Porcelain lever	\$372

Schedule C

Cast Iron tub use only. For acrylic tub use buy: part **#4012**

To be used with double offset bath supplies: part **#5576**.

3 3/8" centers

1/4 turn ceramic disc cartridges

59" hose • 60" riser

Flow rate 3.68 GPM

Flow rate handshower 2.5 GPM



Tub Filler with Diverter and Hand Shower

- Code gooseneck spout
- Hand-held shower and cradle
- 6" wall support

Finish	Product Number	Handles	Price
CP	4023-PL-CP	Porcelain lever	\$802
BN	4023-PL-BN	Porcelain lever	\$922

Schedule C

Cast iron tub use only. For acrylic tub use buy: part **#4024**

Shower head not included. Requires 5518C bushing.

To be used with double offset bath supplies: part **#5576**.

Finish Code **BN** Brushed Nickel **CP** Polished Chrome

Tub Fillers with Diverter for Cast Iron Tubs



3 $\frac{3}{8}$ " centers • 62" riser
 ¼ turn ceramic disc cartridges
 Flow rate 3.34 GPM
 Flow rate showerhead 2.5 GPM



Tub Filler with Diverter

- Old style spigot
- Solid brass adjustable shower head

Finish	Product Number	Handles	Price
CP	4030-PL-CP	Porcelain lever	\$390

Schedule C

Cast Iron tub use only. For acrylic tub use buy: part **#4010**
 To be used with double offset bath supplies: part **#5576**.



3 $\frac{3}{8}$ " centers • 62" riser
 ¼ turn ceramic disc cartridges
 Flow rate 3.34 GPM
 Flow rate showerhead 2.44 GPM



Tub Filler with Diverter

- Old style spigot
- Sunflower shower head

Finish	Product Number	Handles	Price
CP	4031-PL-CP	Porcelain lever	\$584

Schedule C

Cast Iron tub use only. For acrylic tub use buy: part **#4011**
 To be used with double offset bath supplies: part **#5576**.



3 $\frac{3}{8}$ " centers • F ¾" riser connection
 ¼ turn ceramic disc cartridges
 Flow rate 3.34 GPM

Tub Diverter Bathcock

- Old style spigot

Finish	Product Number	Handles	Price
CP	4072-PL-CP	Porcelain lever	\$268

Schedule C

Riser cap not available.

Cast Iron tub use only. For acrylic tub use buy: part **#4073**
 To be used with double offset bath supplies: part **#5576**.

Finish Code **CP** Polished Chrome

Tub Fillers with Diverter for Acrylic Tubs

3 3/8" centers
1/4 turn ceramic disc cartridges
Flow rate 3.68 GPM



3 3/8" centers • 62" riser
1/4 turn ceramic disc cartridges
Flow rate 3.34 GPM
Flow rate showerhead 2.5 GPM



3 3/8" centers
59" hose • 60" riser
1/4 turn ceramic disc cartridges
Flow rate 3.68 GPM
Flow rate handshower 2.5 GPM



Tub Filler with Diverter and Hand Shower

- Code gooseneck spout
- Riser cap not available
- Riser sold separately

Finish	Product Number	Handles	Price
PB	4000-PL-PB	Porcelain lever	\$308
CP	4000-PL-CP	Porcelain lever	\$298
PN	4000-PL-PN	Porcelain lever	\$429
BN	4000-PL-SN	Porcelain lever	\$398
ORB	4000-PL-ORB	Porcelain lever	\$399

Schedule C

Acrylic tub use only. For cast iron tub use buy: part **#4001**

To be used with shower riser: part **#196R**.

To be used with double offset bath supplies: part **#5576**.

Tub Filler with Diverter

- Code gooseneck spout
- Plastic shower head

Finish	Product Number	Handles	Price
PB	4012-PL-PB	Porcelain lever	\$481
CP	4012-PL-CP	Porcelain lever	\$429

Schedule C

Acrylic tub use only. For cast iron tub use buy: part **#4013**

To be used with double offset bath supplies: part **#5576**.

Tub Filler with Diverter and Hand Shower

- Code gooseneck spout
- Hand-held shower and cradle
- 6" wall support

Finish	Product Number	Handles	Price
PB	4024-PL-PB	Porcelain lever	\$ 766
CP	4024-PL-CP	Porcelain lever	\$ 691
PN	4024-PL-PN	Porcelain lever	\$1,050
BN	4024-PL-SN	Porcelain lever	\$ 935
ORB	4024-PL-ORB	Porcelain lever	\$1,016

Schedule C

Shower head not included. Requires 5518C bushing.

Acrylic tub use only. For cast iron tub use buy: part **#4023**

To be used with double offset bath supplies: part **#5576**.

Finish Code **BN** Brushed Nickel **PB** Polished Brass **CP** Polished Chrome **PN** Polished Nickel **ORB** Oil Rubbed Bronze

Tub Fillers with Diverter for Acrylic Tubs



3 $\frac{3}{8}$ " centers • F $\frac{3}{8}$ " riser connection
 ¼ turn ceramic disc cartridges
 Flow rate 3.34 GPM

Tub Filler with Diverter

- Old style spigot
- Riser cap not available

Finish	Product Number	Handles	Price
PB	4073-PL-PB	Porcelain lever	\$276
CP	4073-PL-CP	Porcelain lever	\$268
ORB	4073-PL-ORB	Porcelain lever	\$372
PN	4073-PL-PN	Porcelain lever	\$384
BN	4073-PL-SN	Porcelain lever	\$372

Schedule C

To be used with shower riser: part **#196R**.

Acrylic tub use only. For cast iron tub use buy: part **#4072**

To be used with double offset bath supplies: part **#5576**.



3 $\frac{3}{8}$ " centers • 62" riser
 ¼ turn ceramic disc cartridges
 Flow rate 3.34 GPM
 Flow rate showerhead 2.5 GPM



Tub Filler with Diverter

- Old style spigot
- Solid brass adjustable shower head

Finish	Product Number	Handles	Price
PB	4010-PL-PB	Porcelain lever	\$446
CP	4010-PL-CP	Porcelain lever	\$386
ORB	4010-PL-ORB	Porcelain lever	\$548
BN	4010-PL-SN	Porcelain lever	\$725

Schedule C

Acrylic tub use only. For cast iron tub use buy: part **#4030**

To be used with double offset bath supplies: part **#5576**.



3 $\frac{3}{8}$ " centers • 62" riser
 ¼ turn ceramic disc cartridges
 Flow rate 3.34 GPM
 Flow rate showerhead 2.44 GPM



Tub Filler with Diverter

- Old style spigot
- Sunflower shower head

Finish	Product Number	Handles	Price
PB	4011-PL-PB	Porcelain lever	\$534
CP	4011-PL-CP	Porcelain lever	\$475
ORB	4011-PL-ORB	Porcelain lever	\$693
PN	4011-PL-PN	Porcelain lever	\$672
BN	4011-PL-SN	Porcelain lever	\$663

Schedule C

Acrylic tub use only. For cast iron tub use buy: part **#4031**

To be used with double offset bath supplies: part **#5576**.

Fillers & Supplies

Tub fillers, bath supplies, tub drains and parts

Tub Wall-Mounted Fillers



3 3/8" centers • Compression stems
Flow rate 3.84 GPM

Tub Wall-Mounted Filler

- Ceramic "hot" and "cold" buttons

Finish	Product Number	Handles	Price
PB	4050-MC-PB	Metal cross	\$145
CP	4050-MC-CP	Metal cross	\$140
PN	4050-MC-PN	Metal cross	\$193
BN	4050-MC-SN	Metal cross	\$182

Schedule C

To be used with double offset bath supplies: part **#5576**.




3 3/8" centers
1/4 turn ceramic disc cartridges
Flow rate 3.6 GPM

Tub Wall-Mounted Filler

Finish	Product Number	Handles	Price
PB	4051-PL-PB	Porcelain lever	\$217
CP	4051-PL-CP	Porcelain lever	\$217

Schedule C

To be used with double offset bath supplies: part **#5576**.



3 3/8" centers
1/4 turn ceramic disc cartridges
Flow rate 3.6 GPM

Tub Wall-Mounted Filler

- Code gooseneck spout

Finish	Product Number	Handles	Price
PB	4052-PL-PB	Porcelain lever	\$301
CP	4052-PL-CP	Porcelain lever	\$217
PN	4052-PL-PN	Porcelain lever	\$367
BN	4052-PL-SN	Porcelain lever	\$340

Schedule C

To be used with double offset bath supplies: part **#5576**.

Finish Code **BN** Brushed Nickel **PB** Polished Brass **CP** Polished Chrome **PN** Polished Nickel

Tub Wall-Mounted Fillers with Diverter

3 $\frac{3}{8}$ " centers • $\frac{1}{4}$ turn
Flow rate 3.6 GPM



Tub Wall-Mounted Filler

- Gooseneck Spout

Finish	Product Number	Handles	Price
BN	4035-ML-BN	Metal Lever	\$500
PB	4035-ML-PB	Metal Lever	\$463
PN	4035-ML-PN	Metal Lever	\$526

Schedule C

To be used with double offset bath supplies: part **#5576**.

3 $\frac{3}{8}$ " centers • 62" riser
6" wall support
Flow rate 4 GPM
Flow rate showerhead 2.5 GPM



Washerless Diverter Bathcock

- 195-S spout included
- Plastic shower head
- Compression operation

Finish	Product Number	Handles	Price
BN	4195-BN	Metal lever	\$301
CP	4195-CP	Metal lever	\$197
ORB	4195-ORB	Metal lever	\$322
PB	4195-PB	Metal lever	\$312
PN	4195-PN	Metal lever	\$306

Schedule C

To be used with double offset bath supplies: part **#5576**.

Tub Converto Shower Spout with Handles (F $\frac{1}{2}$ " Connection)

BN	195-S-BN	Metal lever	\$159
CP	195-S-CP	Metal lever	\$ 86
ORB	195-S-ORB	Metal lever	\$159
PB	195-S-PB	Metal lever	\$138
PN	195-S-PN	Metal lever	\$175

Schedule C

3 $\frac{3}{8}$ " centers • $\frac{1}{4}$ turn
Flow rate 4 GPM

Tub Converto Shower Spout with Handles (M $\frac{1}{2}$ " Connection)

CP	205-S-CP	Metal lever	\$ 86
-----------	----------	-------------	-------

Schedule C

To be used with double offset bath supplies: part **#5576**.

Tub Wall-Mounted Fillers with Diverter



50" riser



Converto Shower for Built-in Tub, No Handles

- Over rim diverter spout included
- Plastic shower head

Finish	Product Number	Price
PB	4185-PB	\$196
CP	4185-CP	\$177

Schedule C

Built-in Tub Converto Shower Spout Only

PB	185-S-PB	\$80
CP	185-S-CP	\$43

Schedule C



3 3/8" centers • 1/4 turn

56" riser • 6" wall supports

Flow rate 4 GPM

Flow rate showerhead 2.5 GPM



Tub Filler with Diverter

- Code spout included
- Shower head included

Finish	Product Number	Handles	Price
BN	4199-BN	Metal lever	\$339
PB	4199-PB	Plastic lever	\$355
CP	4199-CP	Metal lever	\$263
ORB	4199-ORB	Metal lever	\$360
PN	4199-PN	Metal lever	\$341

Schedule C

To be used with double offset bath supplies: part #5576.

Converto Shower Code Spout with Handles

BN	191-S-BN	Metal lever	\$239
PB	191-S-PB	Plastic lever	\$242
CP	191-S-CP	Metal lever	\$156
ORB	191-S-ORB	Metal lever	\$239
PN	191-S-PN	Metal lever	\$257

Schedule C

Acrylic tub or cast iron tub use.

Tub Wall-Mounted Fillers with Diverter and Hand-Held Showers



3 $\frac{3}{8}$ " centers • $\frac{1}{4}$ turn
 59" hose and wall bracket
 Flow rate 4 GPM
 Flow rate handshower 2.5 GPM

Tub Wall-Mounted Filler with Hand-Held Shower

- Washerless diverter bathcock
- 5 Function hand shower
- Pin wall bracket included

Finish	Product Number	Handles	Price
CP	4205-CP	Metal lever	\$271

Schedule C

To be used with double offset bath supplies: part #5576.



Compression stems • Spout length is 4"
 Adjustable swivel mounts from 3" to 12"
 Flow rate 2.4 GPM

Tub Wall-Mounted Filler with Hand-Held Shower

- Elephant spout
- Hand-held shower and cradle

Finish	Product Number	Handles	Price
ORB	4202-MC-ORB	Metal cross	\$698

Schedule C

To be used with double offset bath supplies: part #5576.



3 $\frac{3}{8}$ " centers • $\frac{1}{4}$ turn
 59" hose
 Flow rate 3.7 GPM
 Flow rate handshower 2.5 GPM

Tub Wall-Mounted Filler with Hand-Held Shower

- Elephant Spout
- Hand-held shower and cradle

Finish	Product Number	Handles	Price
CP	4020-PL-CP	Porcelain Lever	\$610

Schedule C

To be used with double offset bath supplies: part #5576.

Finish Code **CP** Polished Chrome **ORB** Oil Rubbed Bronze

Tub Wall-Mounted Fillers with Diverters and Hand-Held Showers



3 3/8" centers • 59" hose
 1/4 turn ceramic disc cartridges
 Flow rate 3.68 GPM
 Flow rate handshower 2.5 GPM

Tub Wall-Mounted Filler with Hand Shower

- Code gooseneck spout
- Hand-held shower and cradle

Finish	Product Number	Handles	Price
PB	4022-PL-PB	Porcelain lever	\$475
CP	4022-PL-CP	Porcelain lever	\$457
PN	4022-PL-PN	Porcelain lever	\$664
BN	4022-PL-SN	Porcelain lever	\$609
ORB	4022-PL-ORB	Porcelain lever	\$609

Schedule C

To be used with double offset bath supplies: part **#5576**.
 Can be used with rigid, freestanding bath supplies: part **#4502**.



3 3/8" centers • 59" hose
 1/4 turn ceramic disc cartridges
 Flow rate 3.68 GPM
 Flow rate handshower 2.5 GPM

Tub Wall-Mounted Filler with Hand Shower

- Old style spigot
- Hand-held shower and cradle

Finish	Product Number	Handles	Price
PB	4025-PL-PB	Porcelain lever	\$548
CP	4025-PL-CP	Porcelain lever	\$455
PN	4025-PL-PN	Porcelain lever	\$720
BN	4025-PL-SN	Porcelain lever	\$658
ORB	4025-PL-ORB	Porcelain lever	\$709

Schedule C

To be used with double offset bath supplies: part **#5576**.
 Can be used with rigid, freestanding bath supplies: part **#4502**.

Finish Code **BN** Brushed Nickel **BP** Polished Brass **CP** Polished Chrome **PN** Polished Nickel **ORB** Oil Rubbed Bronze

Tub Wall-Mounted Fillers with Diverter and Hand-Held Showers



6" centers • ¼ turn ceramic disc cartridges

Flow rate 6.9 GPM @ 45 psi

Flow rate handshower .83 GPM @ 45 psi

Wall-Mounted Filler with Diverter and Hand Shower

- Elephant spout
- Hand-held shower and cradle
- Includes couplers

Finish	Product Number	Handles	Price
CP	4610-MC-CP	Metal cross	\$507
BN	4610-MC-BN	Metal cross	\$613
ORB	4610-MC-ORB	Metal cross	\$658

Schedule C

To be mounted on bathroom wall.

Vacuum breaker for hand shower sold separately: part #7999.



8" centers • ¼ turn ceramic disc cartridges

Flow rate 7.4 GPM @ 45 psi

Flow rate handshower .83 GPM @ 45 psi

Wall-Mounted Filler with Diverter and Hand Shower

- Elephant spout
- Hand-held shower and cradle
- Includes couplers

Finish	Product Number	Handles	Price
CP	4614-MC-CP	Metal cross	\$532
BN	4614-MC-BN	Metal cross	\$679
ORB	4614-MC-ORB	Metal cross	\$723

Schedule C

To be mounted on bathroom wall.

Vacuum breaker for hand shower sold separately: part #7999.

Finish Code **BN** Brushed Nickel **CP** Polished Chrome **ORB** Oil Rubbed Bronze

Tub Wall-Mounted Fillers with Diverter and Hand-Held Showers



7" centers • ¼ turn ceramic disc cartridges

Flow rate 7.05 GPM @ 80 psi

Flow rate handshower 1.6 GPM

Tub Wall-Mounted Filler with Diverter and Hand Shower

- Elephant spout
- Hand-held shower and cradle
- Includes couplers

Finish	Product Number	Handles	Price
CP	7020-MC-CP	Metal cross	\$ 922
BN	7020-MC-BN	Metal cross	\$1,061
ORB	7020-MC-ORB	Metal cross	\$1,163
PB	7020-MC-PB	Metal cross	\$1,163
PN	7020-MC-PN	Metal cross	\$1,061

Schedule C

To be used with double offset bath supplies: part #5576.

Vacuum breaker for hand shower sold separately: part #7999.

Tub Wall-Mounted Filler with Diverter and Hand Shower

- Gooseneck spout
- Includes swing arm couplers

Finish	Product Number	Handles	Price
CP	7082-MC-CP	Metal cross	\$ 860
BN	7082-MC-BN	Metal cross	\$ 979
ORB	7082-MC-ORB	Metal cross	\$1,085
PN	7082-MC-PN	Metal cross	\$ 979

Schedule C

To be used with double offset bath supplies: part #5576.

Vacuum breaker for hand shower sold separately: part #7999.

Tub Wall-Mounted Filler with Diverter and Hand Shower

- Gooseneck spout
- Includes couplers

Finish	Product Number	Handles	Price
CP	7088-ML-CP	Metal lever	\$ 757
BN	7088-ML-BN	Metal lever	\$ 888
ORB	7088-ML-ORB	Metal lever	\$ 966
PN	7088-ML-PN	Metal lever	\$ 888

Schedule C

To be used with double offset bath supplies: part #5576.

Vacuum breaker for hand shower sold separately: part #7999.



7" centers

Flow rate 7.25 GPM @ 80 psi

Flow rate handshower 1.6 GPM

Finish Code **BN** Brushed Nickel **CP** Polished Chrome **ORB** Oil Rubbed Bronze **PB** Polished Brass **PN** Polished Nickel

Tub Wall-Mounted Fillers with Diverters and Hand-Held Showers



¼ turn ceramic disc cartridges • Spout length is 5¼"
 Adjustable swivel mounts from 3" to 12"
 Flow rate 3.7 GPM
 Flow rate handshower 2.5 GPM

Tub Wall-Mounted Filler with Hand-Held Shower

- Elephant spout
- Hand-held shower and cradle

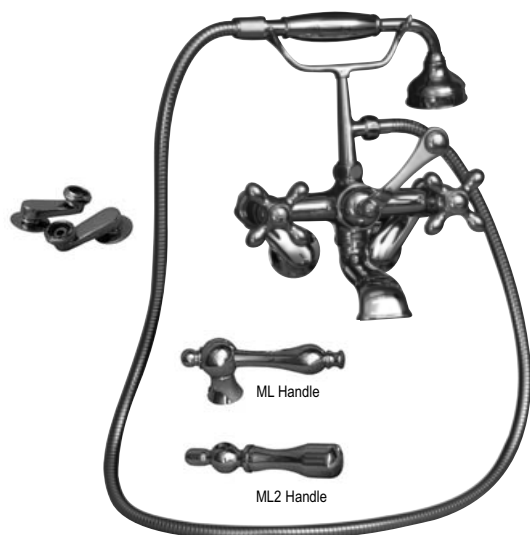
Finish	Product Number	Handles	Price
PB	4602-PL-PB	Porcelain lever	\$ 834
CP	4602-PL-CP	Porcelain lever	\$ 747
PN	4602-PL-PN	Porcelain lever	\$1,011
BN	4602-PL-SN	Porcelain lever	\$ 896
MB	4602-PL-MB	Porcelain lever	\$1,021
ORB	4602-PL-ORB	Porcelain lever	\$1,030
PB	4602-MC-PB	Metal cross	\$ 834
CP	4602-MC-CP	Metal cross	\$ 747
PN	4602-MC-PN	Metal cross	\$1,011
BN	4602-MC-SN	Metal cross	\$ 896
MB	4602-MC-MB	Metal cross	\$1,021
ORB	4602-MC-ORB	Metal cross	\$1,030

Schedule C

To be used with double offset bath supplies: part **#5576**.

Remove adjustable swivel mounts to use with rigid, freestanding bath supplies: part **#4502**.

Tub Wall-Mounted Fillers with Diverters and Hand-Held Showers



¼ turn ceramic disc cartridges • Spout length is 5¾"

Adjustable swivel mounts from 3" to 12"

Flow rate 3.7 GPM

Flow rate handshower 2.5 GPM

Tub Wall-Mounted Filler with Hand-Held Shower

- Elephant spout
- All metal hand-held shower and cradle

Finish	Product Number	Handles	Price
PB	4604-ML-PB	Metal lever	\$ 968
CP	4604-ML-CP	Metal lever	\$ 859
PN	4604-ML-PN	Metal lever	\$1,165
BN	4604-ML-BN	Metal lever	\$1,038
MB	4604-ML-MB	Metal lever	\$1,171
ORB	4604-ML-ORB	Metal lever	\$1,175
PB	4604-ML2-PB	Metal lever 2	\$ 968
CP	4604-ML2-CP	Metal lever 2	\$ 859
PN	4604-ML2-PN	Metal lever 2	\$1,165
BN	4604-ML2-BN	Metal lever 2	\$1,038
MB	4604-ML2-MB	Metal lever 2	\$1,171
ORB	4604-ML2-ORB	Metal lever 2	\$1,175
PB	4604-MC-PB	Metal cross	\$ 968
CP	4604-MC-CP	Metal cross	\$ 859
PN	4604-MC-PN	Metal cross	\$1,165
BN	4604-MC-BN	Metal cross	\$1,038
MB	4604-MC-MB	Metal cross	\$1,171
ORB	4604-MC-ORB	Metal cross	\$1,175

Schedule C

To be used with double offset bath supplies: part **#5576**.

Remove adjustable swivel mounts to use with rigid, freestanding bath supplies: part **#4502**.

Finish Code **BN** Brushed Nickel **PB** Polished Brass **CP** Polished Chrome **MB** Matte Black **ORB** Oil Rubbed Bronze **PN** Polished Nickel

Tub Wall-Mounted Fillers with Diverters and Hand-Held Showers



1/4 turn ceramic disc cartridges • Spout length is 4 1/2"

Adjustable swivel mounts from 3 1/2" to 9"

Flow rate 4.6 GPM

Flow rate handshower 2.5 GPM

Tub Wall-Mounted Filler with Hand-Held Shower

- Elephant spout
- Hand-held shower and cradle

Finish	Product Number	Handles	Price
PB	4802-PL-PB	Porcelain lever	\$773
CP	4802-PL-CP	Porcelain lever	\$600
PN	4802-PL-PN	Porcelain lever	\$802
BN	4802-PL-BN	Porcelain lever	\$744
ORB	4802-PL-ORB	Porcelain lever	\$803
PB	4802-MC-PB	Metal cross	\$773
CP	4802-MC-CP	Metal cross	\$600
PN	4802-MC-PN	Metal cross	\$802
BN	4802-MC-BN	Metal cross	\$744
ORB	4802-MC-ORB	Metal cross	\$803

Schedule C

To be used with double offset bath supplies: part #5576.

Remove adjustable swivel mounts to use with rigid, freestanding bath supplies: part #4502.

Tub Wall-Mounted Filler with Hand-Held Shower

- Elephant spout
- All metal hand-held shower and cradle



1/4 turn ceramic disc cartridges • Spout length is 4 1/2"

Adjustable swivel mounts from 3 1/2" to 9"

Flow rate 4.6 GPM

Flow rate handshower 2.5 GPM

Finish	Product Number	Handles	Price
PB	4804-ML-PB	Metal lever	\$777
CP	4804-ML-CP	Metal lever	\$623
PN	4804-ML-PN	Metal lever	\$809
BN	4804-ML-BN	Metal lever	\$747
ORB	4804-ML-ORB	Metal lever	\$805
PB	4804-ML2-PB	Metal lever 2	\$777
CP	4804-ML2-CP	Metal lever 2	\$623
PN	4804-ML2-PN	Metal lever 2	\$809
BN	4804-ML2-BN	Metal lever 2	\$747
ORB	4804-ML2-ORB	Metal lever 2	\$805
PB	4804-MC-PB	Metal cross	\$777
CP	4804-MC-CP	Metal cross	\$623
PN	4804-MC-PN	Metal cross	\$809
BN	4804-MC-BN	Metal cross	\$747
ORB	4804-MC-ORB	Metal cross	\$805

Schedule C

To be used with double offset bath supplies: part #5576.

Remove adjustable swivel mounts to use with rigid, freestanding bath supplies: part #4502.

Finish Code **BN** Brushed Nickel **PB** Polished Brass **CP** Polished Chrome **ORB** Oil Rubbed Bronze **PN** Polished Nickel

Tub Rim-Mounted Fillers with Diverters and Hand-Held Showers



7" centers • Compression stems • Spout length is 4"
Flow rate 2.4 GPM

Tub Rim-Mounted Filler with Hand-Held Shower

- Elephant spout
- Hand-held shower and cradle

Finish	Product Number	Handles	Price
PN	4201-MC-PN	Metal cross	\$726

Schedule C

To be used with straight bath supplies: part **#5577**.
5½" offset elbow mounts included.

Tub Rim-Mounted Filler with Hand-Held Shower

- Elephant spout
- Hand-held shower and cradle
- Deck mount couplers



7" centers • ¼ turn ceramic disc cartridges
Flow rate 7.07 GPM @ 80 psi
Flow rate handshower 1.6 GPM

Finish	Product Number	Handles	Price
CP	7601-ML-CP	Metal lever	\$ 879
BN	7601-ML-BN	Metal lever	\$ 993
ORB	7601-ML-ORB	Metal lever	\$1,092
PB	7601-ML-PB	Metal lever	\$1,092
PN	7601-ML-PN	Metal lever	\$ 993

Schedule C

To be used with straight bath supplies: part **#5577**.
Vacuum breaker for hand shower sold separately: part **#7999**.

Tub Rim-Mounted Fillers with Diverters and Hand-Held Showers



7" centers • ¼ turn ceramic disc cartridges

Flow rate 7.07 GPM @ 80 psi

Flow rate handshower 1.6 GPM

Tub Rim-Mounted Filler with Hand-Held Shower

- Elephant spout
- Hand-held shower and cradle
- Deck mount couplers

Finish	Product Number	Handles	Price
CP	7601-MC-CP	Metal cross	\$ 946
BN	7601-MC-BN	Metal cross	\$1,077
ORB	7601-MC-ORB	Metal cross	\$1,241
PB	7601-MC-PB	Metal cross	\$1,241
PN	7601-MC-PN	Metal cross	\$1,077

Schedule C

To be used with straight bath supplies: part **#5577**.

Vacuum breaker for hand shower sold separately: part **#7999**.



7" centers • Spout length is 5¼"

¼ turn ceramic disc cartridges • 59" hose

Flow rate 3.7 GPM

Flow rate handshower 2.5 GPM

Tub Rim-Mounted Filler with Hand-Held Shower

- Elephant spout
- Handshower with cradle
- 6" elbows

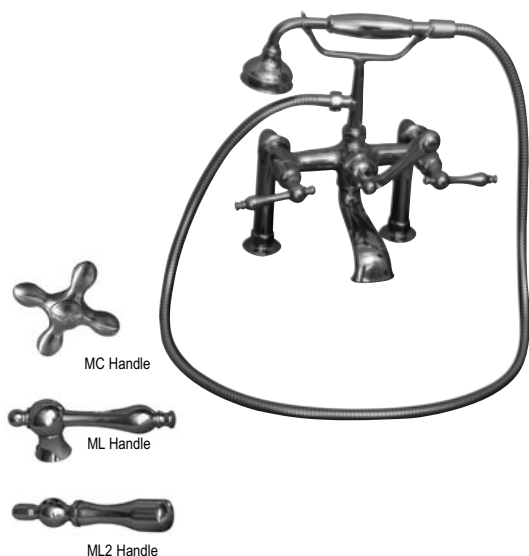
Finish	Product Number	Handles	Price
PB	4601-PL-PB	Porcelain lever	\$ 864
CP	4601-PL-CP	Porcelain lever	\$ 763
PN	4601-PL-PN	Porcelain lever	\$1,049
BN	4601-PL-SN	Porcelain lever	\$ 921
MB	4601-PL-MB	Porcelain lever	\$1,043
ORB	4601-PL-ORB	Porcelain lever	\$1,049
PB	4601-MC-PB	Metal cross	\$ 864
CP	4601-MC-CP	Metal cross	\$ 763
PN	4601-MC-PN	Metal cross	\$1,049
BN	4601-MC-SN	Metal cross	\$ 921
MB	4601-MC-MB	Metal cross	\$1,043
ORB	4601-MC-ORB	Metal cross	\$1,049

Schedule C

To be used with straight bath supplies: part **#5577**.

Finish Code **BN** Brushed Nickel **PB** Polished Brass **CP** Polished Chrome **MB** Matte Black **ORB** Oil Rubbed Bronze **PN** Polished Nickel

Tub Rim-Mounted Fillers with Diverters and Hand-Held Showers



7" centers • Spout length is 5¼"

¼ turn ceramic disc cartridges • 59" hose

Flow rate 3.7 GPM

Flow rate handshower 2.5 GPM

Tub Rim-Mounted Filler with Hand-Held Shower


- Elephant spout
- All metal hand-held shower and cradle
- 6" elbows

Finish	Product Number	Handles	Price
PB	4603-ML-PB	Metal lever	\$ 996
CP	4603-ML-CP	Metal lever	\$ 876
PN	4603-ML-PN	Metal lever	\$1,205
BN	4603-ML-BN	Metal lever	\$1,062
MB	4603-ML-MB	Metal lever	\$1,193
ORB	4603-ML-ORB	Metal lever	\$1,193
PB	4603-ML2-PB	Metal lever 2	\$ 996
CP	4603-ML2-CP	Metal lever 2	\$ 876
PN	4603-ML2-PN	Metal lever 2	\$1,205
BN	4603-ML2-BN	Metal lever 2	\$1,062
MB	4603-ML2-MB	Metal lever 2	\$1,193
ORB	4603-ML2-ORB	Metal lever 2	\$1,193
PB	4603-MC-PB	Metal cross	\$ 996
CP	4603-MC-CP	Metal cross	\$ 876
PN	4603-MC-PN	Metal cross	\$1,205
BN	4603-MC-BN	Metal cross	\$1,062
MB	4603-MC-MB	Metal cross	\$1,193
ORB	4603-MC-ORB	Metal cross	\$1,193

Schedule C

To be used with straight bath supplies: part **#5577**.

Tub Rim-Mounted Fillers with Diverter and Hand-Held Showers



Tub Rim-Mounted Filler with Diverter and Riser

- Elephant spout
- 6" elbows

Finish	Product Number	Handles	Price
PB	4045-PL-PB	Porcelain lever	\$ 945
CP	4045-PL-CP	Porcelain lever	\$ 804
BN	4045-PL-BN	Porcelain lever	\$1,002
PN	4045-PL-PN	Porcelain lever	\$1,127
MB	4045-PL-MB	Porcelain lever	\$1,124
ORB	4045-PL-ORB	Porcelain lever	\$1,169
PB	4045-MC-PB	Metal cross	\$ 945
CP	4045-MC-CP	Metal cross	\$ 804
BN	4045-MC-BN	Metal cross	\$1,002
PN	4045-MC-PN	Metal cross	\$1,127
MB	4045-MC-MB	Metal cross	\$1,124
ORB	4045-MC-ORB	Metal cross	\$1,169

Schedule C

For deck mounting on acrylic or cast iron tubs. Requires wall supports: part **#4195WS**
Shower head not included. To be used with straight bath supplies: part **#5577**.

Tub Rim-Mounted Fillers with Diverters and Risers

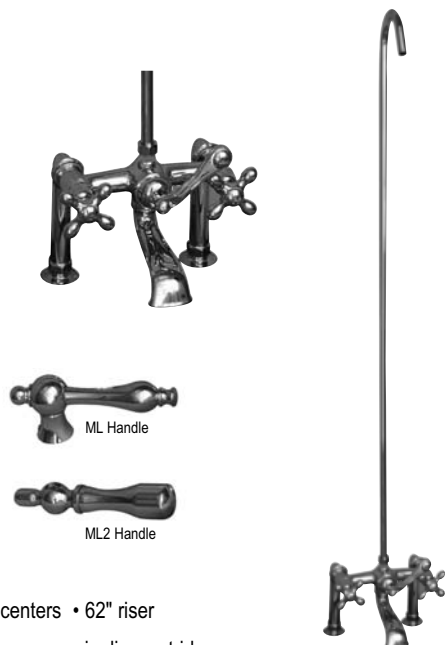
Tub Rim-Mounted Filler with Diverter and Riser

- Elephant spout
- All metal hand-held shower and cradle

Finish	Product Number	Handles	Price
PB	4046-ML-PB	Metal lever	\$1,023
CP	4046-ML-CP	Metal lever	\$ 873
PN	4046-ML-PN	Metal lever	\$1,214
BN	4046-ML-BN	Metal lever	\$1,080
MB	4046-ML-MB	Metal lever	\$1,206
ORB	4046-ML-ORB	Metal lever	\$1,215
PB	4046-ML2-PB	Metal lever 2	\$1,023
CP	4046-ML2-CP	Metal lever 2	\$ 873
PN	4046-ML2-PN	Metal lever 2	\$1,214
BN	4046-ML2-BN	Metal lever 2	\$1,080
MB	4046-ML2-MB	Metal lever 2	\$1,206
ORB	4046-ML2-ORB	Metal lever 2	\$1,215
PB	4046-MC-PB	Metal cross	\$1,023
CP	4046-MC-CP	Metal cross	\$ 873
PN	4046-MC-PN	Metal cross	\$1,214
BN	4046-MC-BN	Metal cross	\$1,080
MB	4046-MC-MB	Metal cross	\$1,206
ORB	4046-MC-ORB	Metal cross	\$1,215

Schedule C

For deck mounting on acrylic or cast iron tubs. Requires wall supports: part **#4195WS**
Shower head not included. To be used with straight bath supplies: part **#5577**.



7" centers • 62" riser

¼ turn ceramic disc cartridges

Flow rate 3.7 GPM

Tub Rim-Mounted Fillers with Diverter and Hand-Held Showers



7" centers • ¼ turn ceramic disc cartridges

59" hose • 62" riser

Flow rate 3.7 GPM

Flow rate handshower 2.5 GPM

Flow rate showerhead 2.44 GPM

Tub Filler with Diverter, Hand-Held Shower and Riser

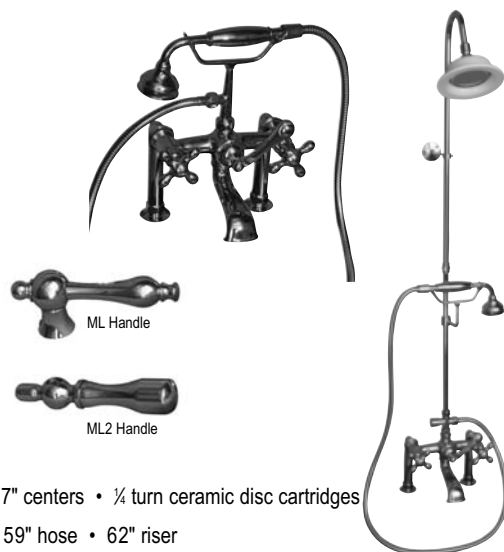
- Elephant spout
- Hand-held shower and cradle
- 6" elbows and wall support
- Sunflower shower head

Finish	Product Number	Handles	Price
PB	4062-PL-PB	Porcelain lever	\$1,687
CP	4062-PL-CP	Porcelain lever	\$1,236
BN	4062-PL-BN	Porcelain lever	\$1,507
PN	4062-PL-PN	Porcelain lever	\$1,739
MB	4062-PL-MB	Porcelain lever	\$1,770
ORB	4062-PL-ORB	Porcelain lever	\$1,658
PB	4062-MC-PB	Metal cross	\$1,687
CP	4062-MC-CP	Metal cross	\$1,236
BN	4062-MC-BN	Metal cross	\$1,507
PN	4062-MC-PN	Metal cross	\$1,739
MB	4062-MC-MB	Metal cross	\$1,770
ORB	4062-MC-ORB	Metal cross	\$1,658

Schedule C

For deck mounting on acrylic or cast iron tubs. To be used with straight bath supplies: part **5577**.

Tub Rim-Mounted Fillers with Diverter and Risers



7" centers • ¼ turn ceramic disc cartridges

59" hose • 62" riser

Flow rate 3.7 GPM

Flow rate handshower 2.5 GPM

Flow rate showerhead 2.44 GPM

Tub Filler with Diverter, Hand-Held Shower and Riser

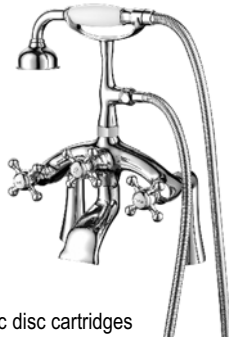
- Elephant spout
- 6" elbows and wall support
- All metal hand-held shower and cradle
- Sunflower shower head

Finish	Product Number	Handles	Price
PB	4064-ML-PB	Metal lever	\$1,847
CP	4064-ML-CP	Metal lever	\$1,375
PN	4064-ML-PN	Metal lever	\$1,929
BN	4064-ML-BN	Metal lever	\$1,677
MB	4064-ML-MB	Metal lever	\$1,952
ORB	4064-ML-ORB	Metal lever	\$1,830
PB	4064-ML2-PB	Metal lever 2	\$1,847
CP	4064-ML2-CP	Metal lever 2	\$1,375
PN	4064-ML2-PN	Metal lever 2	\$1,929
BN	4064-ML2-BN	Metal lever 2	\$1,677
MB	4064-ML2-MB	Metal lever 2	\$1,952
ORB	4064-ML2-ORB	Metal lever 2	\$1,830
PB	4064-MC-PB	Metal cross	\$1,847
CP	4064-MC-CP	Metal cross	\$1,375
PN	4064-MC-PN	Metal cross	\$1,929
BN	4064-MC-BN	Metal cross	\$1,677
MB	4064-MC-MB	Metal cross	\$1,952
ORB	4064-MC-ORB	Metal cross	\$1,830

Schedule C

For deck mounting on acrylic or cast iron tubs. To be used with straight bath supplies: part **5577**.

Tub Rim-Mounted Fillers with Diverter and Hand-Held Showers



8" centers • ¼ turn ceramic disc cartridges

Flow rate 7.4 GPM @ 45 psi

Flow rate handshower .83 GPM @ 45 psi

Tub Rim-Mounted Filler with Diverter and Hand Shower

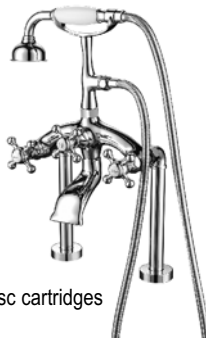
- Elephant spout
- Hand-held shower and cradle
- Includes elbows

Finish	Product Number	Handles	Price
CP	4612-MC-CP	Metal cross	\$ 593
BN	4612-MC-BN	Metal cross	\$ 759
ORB	4612-MC-ORB	Metal cross	\$ 805

Schedule C

To be used with straight bath supplies: part **#5577**.

Vacuum breaker for hand shower sold separately: part **#7999**.



8" centers • ¼ turn ceramic disc cartridges

Flow rate 7.4 GPM @ 45 psi

Flow rate handshower .83 GPM @ 45 psi

Tub Rim-Mounted Filler with Diverter and Hand Shower

- Elephant spout
- Hand-held shower and cradle
- Includes elbows

Finish	Product Number	Handles	Price
CP	4613-MC-CP	Metal cross	\$ 535
BN	4613-MC-BN	Metal cross	\$ 698
ORB	4613-MC-ORB	Metal cross	\$ 744

Schedule C

To be used with straight bath supplies: part **#5577**.

Vacuum breaker for hand shower sold separately: part **#7999**.

Tub Rim-Mounted Fillers with Diverter and Hand-Held Showers



6" centers • ¼ turn ceramic disc cartridges

Flow rate 6.9 GPM @ 45 psi

Flow rate handshower .83 GPM @ 45 psi

Tub Rim-Mounted Filler with Diverter and Hand Shower

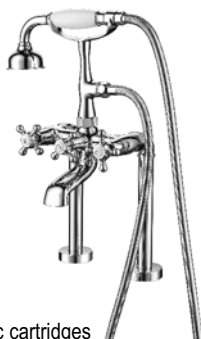
- Elephant spout
- Hand-held shower and cradle
- Includes elbows

Finish	Product Number	Handles	Price
CP	4608-MC-CP	Metal cross	\$ 568
BN	4608-MC-BN	Metal cross	\$ 694
ORB	4608-MC-ORB	Metal cross	\$ 741

Schedule C

To be used with straight bath supplies: part **#5577**.

Vacuum breaker for hand shower sold separately: part **#7999**.



6" centers • ¼ turn ceramic disc cartridges

Flow rate 6.9 GPM @ 45 psi

Flow rate handshower .83 GPM @ 45 psi

Tub Rim-Mounted Filler with Diverter and Hand Shower

- Elephant spout
- Hand-held shower and cradle
- Includes elbows

Finish	Product Number	Handles	Price
CP	4609-MC-CP	Metal cross	\$ 509
BN	4609-MC-BN	Metal cross	\$ 633
ORB	4609-MC-ORB	Metal cross	\$ 679

Schedule C

To be used with straight bath supplies: part **#5577**.

Vacuum breaker for hand shower sold separately: part **#7999**.

Finish Code **BN** Brushed Nickel **CP** Polished Chrome **ORB** Oil Rubbed Bronze

Freestanding Tub Fillers with Hand-held Showers



46" high • 55" hand shower hose
 Spout reach is 8 $\frac{7}{8}$ "
 $\frac{1}{2}$ " NPT connection under floor
 Flow rate 6 GPM
 Flow rate handshower 2.5 GPM

Belmore Freestanding Tub Filler

- Gooseneck spout
- Includes flexible supplies
- Includes rough-in valve

Finish	Product Number	Finish	Price
CP	7901-CP	Polished chrome	\$ 945
BN	7901-BN	Brushed nickel	\$1,183

Schedule C

Vacuum breaker for hand shower sold separately: part #7999.

Includes optional regulator to reduce handshower flow to 2.0 GPM



45 $\frac{1}{2}$ " high • 55" hand shower hose
 Spout reach is 15"
 $\frac{1}{2}$ " NPT connection under floor
 Flow rate 6 GPM
 Flow rate handshower 2.5 GPM

Bianca Freestanding Tub Filler

- Gooseneck spout
- Includes flexible supplies
- Includes rough-in valve

Finish	Product Number	Finish	Price
CP	7902-CP	Polished chrome	\$ 980
BN	7902-BN	Brushed nickel	\$1,217

Schedule C

Vacuum breaker for hand shower sold separately: part #7999.

Freestanding Tub Fillers with Hand-held Showers



45½" high • 55" hand shower hose
Spout reach is 15"
½" NPT connection under floor
Flow rate 6 GPM
Flow rate handshower 2.5 GPM

Branson Freestanding Thermostatic Tub Filler

- Gooseneck spout
- Includes flexible supplies
- Thermostatic control
- Includes rough-in valve

Finish	Product Number	Finish	Price
CP	7912-CP	Polished chrome	\$1,029
BN	7912-BN	Brushed nickel	\$1,266

Schedule C

Vacuum breaker for hand shower sold separately: part #7999.



45½" high • 55" hand shower hose
Spout reach is 8½"
½" NPT connection under floor
Flow rate 6 GPM
Flow rate handshower 2.5 GPM

Burney Freestanding Thermostatic Tub Filler

- Gooseneck spout
- Includes flexible supplies
- Thermostatic control
- Includes rough-in valve

Finish	Product Number	Finish	Price
CP	7913-CP	Polished chrome	\$ 994
BN	7913-BN	Brushed nickel	\$1,232

Schedule C

Vacuum breaker for hand shower sold separately: part #7999.

Finish Code **BN** Brushed Nickel **CP** Polished Chrome

Freestanding Tub Fillers with Hand-held Showers



Ceramic disc cartridge

Flow rate 3.7 GPM @ 45 psi

Flow rate handshower 1.03 GPM

Camari Freestanding Filler with Hand Shower

- Brass construction
- Includes supplies
- Includes rough-in valve
- Includes hand-held shower with cradle
- Hand-held shower includes backflow preventor

Finish	Product Number	Finish	Price
CP	7962-CP	Polished chrome	\$ 978
BN	7962-BN	Brushed nickel	\$1,123
ORB	7962-ORB	Oil rubbed bronze	\$1,159

Schedule C



Ceramic disc cartridge

Flow rate 3.6 GPM @ 45 psi

Flow rate handshower 1.03 GPM

Cohen Freestanding Filler with Hand Shower

- Brass construction
- Includes supplies
- Includes rough-in valve
- Includes hand-held shower with cradle
- Hand-held shower includes backflow preventor

Finish	Product Number	Finish	Price
CP	7960-CP	Polished chrome	\$ 978
BN	7960-BN	Brushed nickel	\$1,123
ORB	7960-ORB	Oil rubbed bronze	\$1,159
MB	7960-MB	Matte black	\$1,159

Schedule C

Freestanding Tub Fillers with Hand-held Showers

36½" high • 66" hand shower hose
Spout reach is 9½"
½" NPT connection under floor
Flow rate 6.65 GPM
Flow rate handshower 2.5 GPM



Coomera Freestanding Thermostatic Tub Filler

- Contemporary waterfall design
- Includes hand-held shower and cradle
- Includes rough-in valve
- Thermostatic control to 1° Celsius

Finish	Product Number	Finish	Price
SP	7918-SP	Polished stainless	\$ 868
SB	7918-SB	Brushed stainless	\$ 784

Schedule C

Vacuum breaker for hand shower sold separately: part #7999.

49¼" high • 59½" hand shower hose
Spout reach is 9¼"
½" NPT connection under floor
Flow rate 6.34 GPM @ 80 psi
Flow rate handshower 1.6 GPM



Dixville Freestanding Tub Filler

- Solid brass filler body
- Includes hand-held shower and cradle
- Flat gooseneck spout
- Includes rough-in valve

Finish	Product Number	Handles	Price
ORB	7954-MC-ORB	Metal cross	\$1,380
BN	7954-ML-BN	Metal lever	\$1,242
ORB	7954-ML-ORB	Metal lever	\$1,318
PN	7954-ML-PN	Metal lever	\$1,242

Schedule C

Vacuum breaker for hand shower sold separately: part #7999.

Finish Code **BN** Brushed Nickel **CP** Polished Chrome **ORB** Oil Rubbed Bronze **PN** Polished Nickel **SP** Polished Stainless **SB** Brushed Stainless

Freestanding Tub Fillers with Hand-held Showers

46" high • 60" hand shower hose
 Spout reach is 9½"
 ½" NPT connection under floor
 Flow rate 5.92 GPM @ 80 psi
 Flow rate handshower 1.6 GPM



Dolan Freestanding Tub Filler

- Brass construction
- Includes hand-held shower and cradle
- Gooseneck spout

Finish	Product Number	Finish	Price
CP	7922-CP	Polished chrome	\$ 778
BN	7922-BN	Brushed nickel	\$ 865
ORB	7922-ORB	Oil rubbed bronze	\$ 940

Schedule C

Vacuum breaker for hand shower sold separately: part #7999.

Ceramic disc cartridge
 Flow rate 2.9 GPM @ 45 psi
 Flow rate handshower 1.08 GPM



Elora Freestanding Filler with Hand Shower

- Brass construction
- Hand-held shower with cradle
- Includes supplies
- Hand-held shower includes backflow preventor
- Includes rough-in valve

Finish	Product Number	Finish	Price
CP	7964-CP	Polished chrome	\$ 782
BN	7964-BN	Brushed nickel	\$ 927
ORB	7964-ORB	Oil rubbed bronze	\$ 963

Schedule C

Freestanding Tub Fillers with Hand-held Showers



Ceramic disc cartridge

Flow rate 2.3 GPM @ 45 psi

Flow rate handshower 1.08 GPM

Flynn Freestanding Filler with Hand Shower

- Brass construction
- Includes supplies
- Includes rough-in valve
- Hand-held shower and cradle
- Gooseneck spout

Finish	Product Number	Finish	Price
CP	7966-CP	Polished chrome	\$ 797
BN	7966-BN	Brushed nickel	\$ 941
ORB	7966-ORB	Oil rubbed bronze	\$ 978

Schedule C



Ceramic disc cartridge

Flow rate 4.3 GPM @ 45 psi

Flow rate handshower 1.08 GPM

Grimley Freestanding Filler with Hand Shower

- Brass construction
- Includes supplies
- Includes rough-in valve
- Hand-held shower and cradle
- Hand-held shower includes backflow preventor

Finish	Product Number	Finish	Price
CP	7968-CP	Polished chrome	\$1,000
BN	7968-BN	Brushed nickel	\$1,144
ORB	7968-ORB	Oil rubbed bronze	\$1,180

Schedule C

Finish Code **BN** Brushed Nickel **CP** Polished Chrome **ORB** Oil Rubbed Bronze

Freestanding Tub Fillers with Hand-held Showers



Ceramic disc cartridge
Flow rate 3.7 GPM @ 45 psi

Harris Freestanding Filler

- Brass construction
- Includes supplies
- Gooseneck spout
- Includes rough-in valve

Finish	Product Number	Finish	Price
CP	7903-CP	Polished chrome	\$ 587
BN	7903-BN	Brushed nickel	\$ 732
ORB	7903-ORB	Oil rubbed bronze	\$ 768

Schedule C



Ceramic disc cartridge
Flow rate 4.62 GPM @ 45 psi
Flow rate handshower 1.08 GPM

Jansen Freestanding Filler with Hand Shower

- Brass construction
- Includes supplies
- Includes rough-in valve
- Hand-held shower and cradle
- Hand-held shower includes backflow preventor

Finish	Product Number	Finish	Price
CP	7972-CP	Polished chrome	\$ 978
BN	7972-BN	Brushed nickel	\$1,123
ORB	7972-ORB	Oil rubbed bronze	\$1,159

Schedule C

Freestanding Tub Fillers with Hand-held Showers



Ceramic disc cartridge
Flow rate 7.8 GPM @ 80 psi
Flow rate handshower 1.6 GPM

Kayla Freestanding Filler with Hand Shower

- Brass construction
- Includes supplies
- Includes rough-in valve
- Hand-held shower and cradle

Finish	Product Number	Finish	Price
BGD	7974-BGD	Brushed gold	\$1,159
BN	7974-BN	Brushed nickel	\$1,123
CP	7974-CP	Polished chrome	\$ 978
MB	7974-MB	Matte black	\$1,159
ORB	7974-ORB	Oil rubbed bronze	\$1,159

Schedule C



38½" high
Spout reach is 8¼"
½" NPT connection under floor
Flow rate 5.82 GPM @ 80 psi
Flow rate handshower 1.6 GPM

Lamar Freestanding Tub Filler

- Solid brass filler body
- Flexible supplies included
- Includes rough-in valve
- Includes hand-held shower and cradle
- Ceramic disc cartridges

Finish	Product Number	Finish	Price
CP	7932-CP	Polished chrome	\$ 766
BN	7932-BN	Brushed nickel	\$ 858
ORB	7932-ORB	Oil rubbed bronze	\$ 928
PN	7932-PN	Polished nickel	\$ 858
MB	7932-MB	Matte black	\$ 928

Schedule C

Vacuum breaker for hand shower sold separately: part #7999.

Finish Code **BGD** Brushed Gold **BN** Brushed Nickel **CP** Polished Chrome **MB** Matte Black **ORB** Oil Rubbed Bronze **PN** Polished Nickel

Freestanding Tub Fillers with Hand-held Showers



42 $\frac{1}{2}$ " high • 55" hand shower hose
 Spout reach is 7 $\frac{1}{8}$ "
 $\frac{1}{2}$ " NPT connection under floor
 Flow rate 3.75 GPM
 Flow rate handshower 2.5 GPM
 (Includes flow restrictor for CA residents)

Larkin Freestanding Thermostatic Tub Filler

- 304 Grade stainless steel
- Includes flexible supplies
- Thermostatic control
- Includes hand-held shower and cradle
- Includes rough-in valve

Finish	Product Number	Finish	Price
SB	7958-SB	Brushed stainless	\$1,092
SP	7958-SP	Polished stainless	\$1,092

Schedule C

Vacuum breaker for hand shower sold separately: part #7999.



Ceramic disc cartridge
 Flow rate 5.82 GPM @ 80 psi
 Flow rate handshower 1.6 GPM

LeBaron Freestanding Filler with Hand Shower

- Brass construction
- Hand-held shower and cradle
- Includes supplies
- Includes rough-in valve

Finish	Product Number	Finish	Price
BGD	7976-BGD	Brushed gold	\$1,180
BN	7976-BN	Brushed nickel	\$1,144
CP	7976-CP	Polished chrome	\$1,000
MB	7976-MB	Matte black	\$1,180
ORB	7976-ORB	Oil rubbed bronze	\$1,180

Schedule C

Freestanding Tub Fillers with Hand-held Showers



41¼" high • 59½" hand shower hose
Spout reach is 5"
½" NPT connection under floor
Flow rate 5.82 GPM @ 80 psi
Flow rate handshower 2.5 GPM

McWay Freestanding Thermostatic Tub Filler

- Brass construction
- Flat contemporary spout
- Includes rough-in valve
- Thermostatic control for safety
- Includes hand-held shower and cradle

Finish	Product Number	Finish	Price
SP	7956-SP	Polished stainless	\$1,105
SB	7956-SB	Brushed stainless	\$1,105

Schedule C

Vacuum breaker for hand shower sold separately: part #7999.



37¼" high
Spout reach is 8"
½" NPT connection under floor
Flow rate 5.82 GPM @ 80 psi
Flow rate handshower 1.6 GPM

Madon Freestanding Tub Filler

- Solid brass filler body
- Flexible supplies included
- Includes rough-in valve
- Includes hand-held shower and cradle
- Ceramic disc cartridges

Finish	Product Number	Finish	Price
CP	7934-CP	Polished chrome	\$ 719
BN	7934-BN	Brushed nickel	\$ 849
ORB	7934-ORB	Oil rubbed bronze	\$ 922
PN	7934-PN	Polished nickel	\$ 849

Schedule C

Vacuum breaker for hand shower sold separately: part #7999.

Finish Code **BN** Brushed Nickel **CP** Polished Chrome **ORB** Oil Rubbed Bronze **PN** Polished Nickel **SP** Polished Stainless **SB** Brushed Stainless

Freestanding Tub Fillers with Hand-held Showers



37 1/2" high • 59" hand shower hose
 Spout reach is 9 1/2"
 1/2" NPT connection under floor
 Flow rate 3.9 GPM @ 80 psi
 Flow rate handshower 3.5 GPM

Slaton Freestanding Thermostatic Tub Filler

- Brass construction
- Ceramic disc cartridges
- Includes handshower and cradle
- Includes rough-in valve

Finish	Product Number	Finish	Price
SB	7948-SB	Brushed stainless	\$1,260
SP	7948-SP	Polished stainless	\$1,260

Schedule C

Vacuum breaker for hand shower sold separately: part #7999.



49" high • 58" hand shower hose
 Spout reach is 9 3/4"
 1/2" NPT connection under floor
 Flow rate 6.36 GPM @ 80 psi
 Flow rate handshower 1.6 GPM

Tessa Freestanding Tub Filler

- Solid brass filler body
- Gooseneck spout
- Includes hand-held shower and cradle
- Includes rough-in valve

Finish	Product Number	Finish	Price
CP	7952-CP	Polished chrome	\$ 869
BN	7952-BN	Brushed nickel	\$ 967
ORB	7952-ORB	Oil rubbed bronze	\$1,051
PN	7952-PN	Polished nickel	\$ 967
MB	7952-MB	Matte black	\$1,051

Schedule C

Vacuum breaker for hand shower sold separately: part #7999.

Finish Code **BN** Brushed Nickel **CP** Polished Chrome **MB** Matte Black **ORB** Oil Rubbed Bronze **PN** Polished Nickel **SP** Polished Stainless **SB** Brushed Stainless

Freestanding Tub Fillers with Hand-held Showers



6" centers • ¼ turn ceramic disc cartridges

Flow rate 6.9 GPM @ 45 psi

Flow rate handshower .83 GPM @ 45 psi

Freestanding Filler with Diverter and Hand Shower

- Elephant spout
- Hand-held shower and cradle
- Includes supplies

Finish	Product Number	Handles	Price
CP	4607-MC-CP	Metal cross	\$ 704
BN	4607-MC-BN	Metal cross	\$ 834
ORB	4607-MC-ORB	Metal cross	\$ 900

Schedule C

Vacuum breaker for hand shower sold separately: part **#7999**.



8" centers • ¼ turn ceramic disc cartridges

Flow rate 7.4 GPM @ 45 psi

Flow rate handshower .83 GPM @ 45 psi

Freestanding Filler with Diverter and Hand Shower

- Elephant spout
- Hand-held shower and cradle
- Includes supplies

Finish	Product Number	Handles	Price
CP	4611-MC-CP	Metal cross	\$ 731
BN	4611-MC-BN	Metal cross	\$ 900
ORB	4611-MC-ORB	Metal cross	\$ 965

Schedule C

Vacuum breaker for hand shower sold separately: part **#7999**.

Finish Code **BN** Brushed Nickel **CP** Polished Chrome **ORB** Oil Rubbed Bronze

Outdoor Showers



W 8"

D 23½"

H 35½"

1/2" NPT Connection

Wall-Mount Outdoor Shower

- Stainless steel
- Cold water only
- Rainfall shower head
- Self closing valve

	Product Number	Price
SB	OSH104-SB	\$ 576

Schedule C

Ceiling support kit included



W 7⅞"

D 23⅜"

H 52"

1/2" NPT Connection

Wall-Mount Outdoor Shower

- Stainless steel
- Cold water only
- Rainfall shower head
- Ceramic disc valve

	Product Number	Price
SB	OSH106-SB	\$ 640

Schedule C

Wall support brackets require assembly.

Finish Code **SB** Brushed Stainless

Freestanding Bath Supplies

Bath Supplies

Freestanding Bath Supply

Finish	Product Number	Handles	Price
PB	4502-PL-PB	Porcelain lever	\$ 526
CP	4502-PL-CP	Porcelain lever	\$ 510
PN	4502-PL-PN	Porcelain lever	\$ 638
BN	4502-PL-SN	Porcelain lever	\$ 588
MB	4502-PL-MB	Porcelain lever	\$ 619
ORB	4502-PL-ORB	Porcelain lever	\$ 614

Schedule C

Sold in pairs. 5" shaft included. Includes stops and wall supports.
Should not be used with fillers that use shower risers and shower rods,
or with leg tubs that have factory drilled holes.



H 30"

½" IP

Reach: 7½"

10" Extension Shaft for 4502

PB	4502L-PB	\$ 70
CP	4502L-CP	\$ 76
BN	4502L-SN	\$ 85

Schedule C

Sold in pairs



Double Offset Bath Supply

PB	5576-PB	\$ 118
CP	5576-CP	\$ 107
PN	5576-PN	\$ 170
BN	5576-SN	\$ 148
MB	5576-MB	\$ 158
ORB	5576-ORB	\$ 156

Schedule C

Sold in pairs. For use with fillers mounted to the tub wall.
Stops sold separately: part **#5102** or **5104**.



H 24"

½" OD

Support Bracket for Tub Supplies

PB	4502SUP-PB	\$ 81
CP	4502SUP-CP	\$ 81
ORB	4502SUP-ORB	\$ 102
PN	4502SUP-PN	\$ 95
BN	4502SUP-BN	\$ 134

Schedule C

For use with ½" tub supplies and 1½" or 1¾" tub overflow.



L 12"

Finish Code **BN** Brushed Nickel **PB** Polished Brass **CP** Polished Chrome **MB** Matte Black **ORB** Oil Rubbed Bronze **PN** Polished Nickel

Freestanding Bath Supplies

Bath Supplies

Freestanding Bath Supply

Available in three sizes:

H 31 $\frac{1}{8}$ " H 34 $\frac{3}{4}$ " H 38 $\frac{1}{8}$ " $\frac{3}{4}$ " IP Reach: 4 $\frac{1}{4}$ "3 $\frac{3}{4}$ " under floor

Finish	Product Number	Handles	Price
PB	4502MC-31-PB	Metal cross	\$ 658
CP	4502MC-31-CP	Metal cross	\$ 605
MB	4502MC-31-MB	Metal cross	\$ 939
ORB	4502MC-31-ORB	Metal cross	\$ 777
BN	4502MC-31-BN	Metal cross	\$ 777
PB	4502MC-34-PB	Metal cross	\$ 704
CP	4502MC-34-CP	Metal cross	\$ 646
MB	4502MC-34-MB	Metal cross	\$ 981
PN	4502MC-34-PN	Metal cross	\$ 981
BN	4502MC-34-BN	Metal cross	\$ 802
ORB	4502MC-34-ORB	Metal cross	\$ 802
PB	4502MC-37-PB	Metal cross	\$ 722
CP	4502MC-37-CP	Metal cross	\$ 663
MB	4502MC-37-MB	Metal cross	\$1,129
BN	4502MC-37-BN	Metal cross	\$ 794
ORB	4502MC-37-ORB	Metal cross	\$ 794

Schedule C

Includes shut-off valves with cross handles and floor escutcheons.
No wall supports required. Sold in pairs.

Straight Bath Supply

PB	5577-PB	\$ 118
CP	5577-CP	\$ 107
PN	5577-PN	\$ 170
BN	5577-SN	\$ 154
MB	5577-MB	\$ 166
ORB	5577-ORB	\$ 158

Schedule C

H 24"

 $\frac{1}{2}$ " OD

Sold in pairs. For use with fillers mounted to the tub deck.
Stops sold separately: part **#5102 or 5104**.

Tub Drains

Tub Drains

Height adjustable: 15"-18"
Depth adjustable: 12"-14"



Leg Tub Drain

PB	5599-PB	\$ 233
CP	5599-CP	\$ 219
PN	5599-PN	\$ 310
BN	5599-SN	\$ 256
MB	5599-MB	\$ 283
ORB	5599-ORB	\$ 280

Schedule C

With twist-and-lift stopper. Includes deep escutcheon.

Height adjustable to 19"
Depth adjustable to 19"



Leg Tub Drain

PB	5599E-PB	\$ 256
CP	5599E-CP	\$ 237
PN	5599E-PN	\$ 319
BN	5599E-BN	\$ 283
MB	5599E-MB	\$ 308
ORB	5599E-ORB	\$ 305

Schedule C

With twist-and-lift stopper. Extra long tubes can be custom cut to application.

Height from floor to overflow
adjustable: 19"-21"
Depth 26⁵/₈"



Leg Tub Tower Drain

PB	5599T-PB	\$ 842
BN	5599T-BN	\$ 701
ORB	5599T-ORB	\$ 842

Schedule C

Drain lift outside of tub.

Tub Drains

Tub Drains

Pivoting Leg Tub Drain

BN	5599PD-BN	\$ 469
CP	5599PD-CP	\$ 401
MB	5599PD-MB	\$ 498
PB	5599PD-PB	\$ 498
PN	5599PD-PN	\$ 498
ORB	5599PD-ORB	\$ 498
WH	5599PD-WH	\$ 430

Schedule C

Pivoting head adjusts to slope of tub.
 Drain and overflow feature soft touch covers.
 Compatible with tubs up to 3½" thick at overflow.

Drain pipe: 21½"
 Overflow pipe: 25¼"



Hidden Leg Tub Drain

CP	5599HD-24-CP	\$ 102
PB	5599HD-24-PB	\$ 112
PN	5599HD-24-PN	\$ 109
BN	5599HD-24-BN	\$ 107
ORB	5599HD-24-ORB	\$ 112
CP	5599HD-36-CP	\$ 114
PB	5599HD-36-PB	\$ 121
PN	5599HD-36-PN	\$ 119
BN	5599HD-36-BN	\$ 118
ORB	5599HD-36-ORB	\$ 121

Schedule C

With soft touch stopper. For use between walls of acrylic tub.
 Compatible with our Onyx, Ogden, Orrick, Opus, Pan, Penney, Pilar, Saville and Saxton tubs.



Tub Drains



Tub Drains

Tub Waste Pop-Up and Overflow

BN	5599P-BN	\$ 330
CP	5599P-CP	\$ 283
MB	5599P-MB	\$ 330
ORB	5599P-ORB	\$ 347
PB	5599P-PB	\$ 300
PN	5599P-PN	\$ 363

Schedule C

With push button drain cover. Includes deep escutcheon.



Tub Shoe Drain

PB	5599TS-PB	\$ 123
CP	5599TS-CP	\$ 123
PN	5599TS-PN	\$ 131
BN	5599TS-BN	\$ 138
ORB	5599TS-ORB	\$ 150

Schedule C

For tubs without overflow.



W 1½"

Tailpiece 6"

Lift & Turn Straight Tub Drain

CP	5599LT-CP	\$ 108
BN	5599LT-BN	\$ 112
ORB	5599LT-ORB	\$ 126
PB	5599LT-PB	\$ 126
PN	5599LT-PN	\$ 126

Schedule C

For tubs without overflow. Must have underfloor access.

Tub Drains



Outer diameter: 2 $\frac{3}{4}$ " • Inner diameter: 1 $\frac{1}{4}$ "

Overall height: 5 $\frac{3}{8}$ "

Threaded body: 4"L x 1 $\frac{1}{8}$ " diameter

Tub Drains

Push Button Pop-Up Drain

PB	5599EX-PB	\$ 123
CP	5599EX-CP	\$ 123
PN	5599EX-PN	\$ 123
BN	5599EX-BN	\$ 123
ORB	5599EX-ORB	\$ 123
MB	5599EX-MB	\$ 123
WH	5599EX-WH	\$ 123

Schedule C

Provides added depth in tub shoe for tubs with extra thick floor.



Outer diameter: 2 $\frac{3}{4}$ " • Inner diameter: 1 $\frac{1}{4}$ "

Overall height: 7 $\frac{3}{8}$ "

Threaded body: 6"L x 1 $\frac{1}{8}$ " diameter

Extended Push Button Pop Up

Price

BN	5599EXL-BN	\$ 98
CP	5599EXL-CP	\$ 89
MB	5599EXL-MB	\$ 102
ORB	5599EXL-ORB	\$ 102
PB	5599EXL-PB	\$ 102
PN	5599EXL-PN	\$ 102
WH	5599EXL-WH	\$ 102

Schedule C

Provides added depth in tub shoe for tubs with extra thick floor.

Tub Drains

Tub Drains

Height : 3 $\frac{3}{8}$ "
Depth : 2 $\frac{1}{8}$ "



Lift and Turn Tub Drain

PB	5598LT-PB	\$ 65
CP	5598LT-CP	\$ 51
PN	5598LT-PN	\$ 55
BN	5598LT-BN	\$ 55
ORB	5598LT-ORB	\$ 65

Schedule C

With twist-and-lift stopper.

Height : 3 $\frac{3}{4}$ "
Depth : 2 $\frac{7}{8}$ "




Pop-Up Tub Drain

PB	5598PB-PB	\$ 67
CP	5598PB-CP	\$ 53
PN	5598PB-PN	\$ 56
BN	5598PB-BN	\$ 56
ORB	5598PB-ORB	\$ 67

Schedule C

With push button stopper.



Easy Install Tub Drain Rough In Kit

ITD	5598-ITD	\$ 346
------------	----------	--------

Schedule C

Tub drain rough-in kit makes tub installation a simple task.
Connectors are PVC

Finish Code **BN** Brushed Nickel **PB** Polished Brass **CP** Polished Chrome **ORB** Oil Rubbed Bronze **PN** Polished Nickel

Bath Parts



Reach: 5½"

Shower Risers and Supports

Finish	Product Number	Description	Price
PB	185R-PB	50" Converto shower riser	\$ 102
CP	185R-CP	50" Converto shower riser	\$ 88
PB	199R-PB	56" Converto shower riser	\$ 109
CP	199R-CP	56" Converto shower riser	\$ 93
ORB	199R-ORB	56" Converto shower riser	\$ 116
PN	199R-PN	56" Converto shower riser	\$ 109
BN	199R-BN	56" Converto shower riser	\$ 109
PB	196R-PB	62" Converto shower riser	\$ 118
CP	196R-CP	62" Converto shower riser	\$ 62
MB	196R-MB	62" Converto shower riser	\$ 118
ORB	196R-ORB	62" Converto shower riser	\$ 155
PN	196R-PN	62" Converto shower riser	\$ 155
BN	196R-SN	62" Converto shower riser	\$ 118

Schedule C

All finishes except polished chrome are 2 pieces.
Requires use of ½" to ¾" face bushing part **#5518C**.



Overall length: 7¼"

Wall Support for 4195 and 4199

Finish	Product Number	Price
PB	4195WS-PB	\$ 28
CP	4195WS-CP	\$ 15
MB	4195WS-MB	\$ 24
BN	4195WS-SN	\$ 33
PN	4195WS-PN	\$ 33
ORB	4195WS-ORB	\$ 36

Schedule C



Wall Support for 4185

PB	4185WS-PB	\$ 18
CP	4185WS-CP	\$ 13

Schedule C

Fillers & Supplies

Tub fillers, bath supplies, tub drains and parts

Bath Parts



1/2" Compression x 1/2" IPS

FOR USE WITH BATH SUPPLIES ONLY

DO NOT USE FOR "POTABLE" WATER SUPPLIES



1/2" Compression x 3/8" Compression

FOR USE WITH BATH SUPPLIES ONLY

DO NOT USE FOR "POTABLE" WATER SUPPLIES



Adjustable from 3" to 12"

Bath Parts and Stops

- Includes flange
- Sold in pairs

Finish	Product Number	Handles	Price
PB	5102-PB	Lever	\$ 145
CP	5102-CP	Lever	\$ 105
BN	5102-BN	Lever	\$ 160
PN	5102-PN	Lever	\$ 153
MB	5102-MB	Lever	\$ 163
ORB	5102-ORB	Lever	\$ 153

Schedule C

- Includes flange
- Sold in pairs

Finish	Product Number	Handles	Price
PB	5104-PB	Lever	\$ 141
CP	5104-CP	Lever	\$ 103
BN	5104-BN	Lever	\$ 145
PN	5104-PN	Lever	\$ 151
MB	5104-MB	Lever	\$ 160
ORB	5104-ORB	Lever	\$ 158

Schedule C

Wall Mount Swivel Arms

PB	4501-PB	\$ 100
CP	4501-CP	\$ 107
MB	4501-MB	\$ 131
PN	4501-PN	\$ 126
BN	4501-SN	\$ 122
ORB	4501-ORB	\$ 136

Schedule C

For use with fillers mounted to the tub wall. Sold in pairs.
Hardware included.

Finish Code **BN** Brushed Nickel **PB** Polished Brass **CP** Polished Chrome **MB** Matte Black **ORB** Oil Rubbed Bronze **PN** Polished Nickel

Bath Parts

Bath Parts

¾" Connections



Deck Mount Swivel Arms

PB	4501D-PB	\$ 128
CP	4501D-CP	\$ 128
PN	4501D-PN	\$ 174
BN	4501D-BN	\$ 174
ORB	4501D-ORB	\$ 128

Schedule C

For use with fillers mounted to the tub deck. Sold in pairs.

Use of deck mount couplers **#4504** recommended. Hardware included.

Length: 1¼"

½" FIP Connection



Straight Wall Mount Couplers

PB	4505S-PB	\$ 117
CP	4505S-CP	\$ 105
PN	4505S-PN	\$ 143
BN	4505S-BN	\$ 128
ORB	4505S-ORB	\$ 120

Schedule C

For use with fillers mounted to a flat wall. Sold in pairs.

Hardware included.

Length: 6"



Straight Wall Mount Couplers

CP	4505L-CP	\$ 193
BN	4505L-BN	\$ 217
ORB	4505L-ORB	\$ 217

Schedule C

For use with fillers mounted to a flat wall. Sold in pairs.

Hardware included.

1¼" x 2¼"

½" NPT Connection



Bent Bathcock Coupling

PB	4506-PB	\$ 44
CP	4506-CP	\$ 43
PN	4506-PN	\$ 64
BN	4506-BN	\$ 56
ORB	4506-ORB	\$ 60

Schedule C

For use with bathcocks. Sold in pairs.

Brass construction.

Finish Code **BN** Brushed Nickel **PB** Polished Brass **CP** Polished Chrome **ORB** Oil Rubbed Bronze **PN** Polished Nickel

Fillers & Supplies

Tub fillers, bath supplies, tub drains and parts

Bath Parts



2 3/8" x 3 3/8"
3/4" NPS Connection

Angled Bathcock Coupling

PB	4507-PB	\$ 129
CP	4507-CP	\$ 118
PN	4507-PN	\$ 168
BN	4507-BN	\$ 159
ORB	4507-ORB	\$ 159

Schedule C

For use with cast iron tubs only. Sold in pairs.
Brass construction.



Length: 1 3/4"

Straight Couplers

PB	4508-PB	\$ 158
CP	4508-CP	\$ 120
PN	4508-PN	\$ 147
BN	4508-BN	\$ 147
ORB	4508-ORB	\$ 158

Schedule C

Sold in pairs. Brass construction.



6" Elbows

PB	4503-PB	\$ 132
CP	4503-CP	\$ 123
MB	4503-MB	\$ 156
PN	4503-PN	\$ 167
SN	4503-SN	\$ 150
ORB	4503-ORB	\$ 155

Schedule C

For rim-mounted fillers. Sold in pairs.

Finish Code **BN** Brushed Nickel **PB** Polished Brass **CP** Polished Chrome **MB** Matte Black **ORB** Oil Rubbed Bronze **PN** Polished Nickel

Bath Parts

Bath Parts



Deck Mount Coupler

PB	4504-PB	\$ 133
CP	4504-CP	\$ 133
BN	4504-BN	\$ 163
ORB	4504-ORB	\$ 133

Schedule C

Converts tub wall mounted fillers to deck mount. Sold in pairs.



Deck Mount Couplers

Price

PB	4505EX-PB	\$ 182
CP	4505EX-CP	\$ 171
PN	4505EX-PN	\$ 197
BN	4505EX-BN	\$ 189
ORB	4505EX-ORB	\$ 193

Schedule C

Converts 3 $\frac{3}{8}$ " wall-mount filler to 7" deck mount filler. Sold in pairs.Includes $\frac{1}{2}$ " nipple kit.

Bath Parts



Daisy Wheel Overflow Cover

AC	5599-4AC	\$ 32
-----------	----------	-------

Schedule C

Includes bolt.



Vacuum Breaker for Hand-Held Showers

PB	7999-PB	\$ 66
CP	7999-CP	\$ 61
PN	7999-PN	\$ 76
BN	7999-BN	\$ 69
ORB	7999-ORB	\$ 71

Schedule C

Fits between flexible hose and handshower diverter.

Shower Rods



Straight Shower Rod

- 1" solid brass tubing

Available in 3 sizes:

L 36"

L 48"

L 60"

36", 48", 60" and 72" are one-piece rods
Rods adjustable by cutting ends

Finish	Product Number	Price
AB	4100-36-AB	\$ 97
BN	4100-36-BN	\$ 93
CP	4100-36-CP	\$ 59
MB	4100-36-MB	\$ 86
ORB	4100-36-ORB	\$ 97
PB	4100-36-PB	\$ 91
PN	4100-36-PN	\$ 94
WH	4100-36-WH	\$ 86
AB	4100-48-AB	\$ 162
BN	4100-48-BN	\$ 130
CP	4100-48-CP	\$ 80
MB	4100-48-MB	\$ 86
ORB	4100-48-ORB	\$ 131
PB	4100-48-PB	\$ 159
PN	4100-48-PN	\$ 131
WH	4100-48-WH	\$ 86
AB	4100-60-AB	\$ 163
BN	4100-60-SN	\$ 154
CP	4100-60-CP	\$ 70
MB	4100-60-MB	\$ 143
ORB	4100-60-ORB	\$ 160
PB	4100-60-PB	\$ 134
PN	4100-60-PN	\$ 154
WH	4100-60-WH	\$ 143
AB	4100-72-AB	\$ 176
BN	4100-72-SN	\$ 168
CP	4100-72-CP	\$ 115
MB	4100-72-MB	\$ 143

Schedule C

Includes die cast flanges: part **#310**.

Decorative flange part **#350** available.

Decorative flange requires use of ceiling support part **#340** available.

Finish Code **AB** Antique Brass **BN** Brushed Nickel **CP** Polished Chrome **MB** Matte Black **ORB** Oil Rubbed Bronze **PB** Polished Brass
PN Polished Nickel **WH** White

Shower Rods



Straight Shower Rod

- 1" solid brass tubing

Available in 4 sizes:

L 72"

L 84"

L 96"

L 108"

72" are one-piece rods

84", 96" and 108" are two-piece rods

Rods adjustable by cutting ends

Finish	Product Number	Price
ORB	4100-72-ORB	\$ 212
PB	4100-72-PB	\$ 163
PN	4100-72-PN	\$ 168
WH	4100-72-WH	\$ 155
AB	4100-84-AB	\$ 251
BN	4100-84-SN	\$ 350
CP	4100-84-CP	\$ 131
MB	4100-84-MB	\$ 223
ORB	4100-84-ORB	\$ 450
PB	4100-84-PB	\$ 310
PN	4100-84-PN	\$ 448
WH	4100-84-WH	\$ 223
AB	4100-96-AB	\$ 251
BN	4100-96-BN	\$ 327
CP	4100-96-CP	\$ 154
MB	4100-96-MB	\$ 223
ORB	4100-96-ORB	\$ 251
PB	4100-96-PB	\$ 227
PN	4100-96-PN	\$ 243
WH	4100-96-WH	\$ 223
AB	4100-108-AB	\$ 252
BN	4100-108-BN	\$ 328
CP	4100-108-CP	\$ 156
MB	4100-108-MB	\$ 224
ORB	4100-108-ORB	\$ 253
PB	4100-108-PB	\$ 229
PN	4100-108-PN	\$ 233
WH	4100-108-WH	\$ 224

Schedule C

Includes die cast flanges: part **#310**.

Decorative flange part **#350** available.

Decorative flange requires use of ceiling support part **#340** available.

Finish Code **AB** Antique Brass **BN** Brushed Nickel **CP** Polished Chrome **MB** Matte Black **ORB** Oil Rubbed Bronze **PB** Polished Brass

PN Polished Nickel **WH** White

Shower Rods



Straight Double Shower Rod

- 1" solid brass tubing

Available in five sizes:

- L 36"
- L 48"
- L 60"
- L 66"
- L 72"

Rods adjustable by cutting ends

2³/₄" distance between rods

Finish	Product Number	Price
CP	7100D-36-CP	\$ 174
BN	7100D-36-BN	\$ 287
ORB	7100D-36-ORB	\$ 300
PB	7100D-36-PB	\$ 276
WH	7100D-36-WH	\$ 250
CP	7100D-48-CP	\$ 164
BN	7100D-48-BN	\$ 362
ORB	7100D-48-ORB	\$ 369
PB	7100D-48-PB	\$ 347
WH	7100D-48-WH	\$ 361
CP	7100D-60-CP	\$ 164
ORB	7100D-60-BN	\$ 382
CP	7100D-60-ORB	\$ 401
BN	7100D-60-PB	\$ 362
ORB	7100D-60-WH	\$ 361
CP	7100D-66-CP	\$ 206
BN	7100D-66-BN	\$ 411
ORB	7100D-66-ORB	\$ 429
PB	7100D-66-PB	\$ 392
WH	7100D-66-WH	\$ 361
CP	7100D-72-CP	\$ 214
BN	7100D-72-BN	\$ 418
ORB	7100D-72-ORB	\$ 436
PB	7100D-72-PB	\$ 400
WH	7100D-72-WH	\$ 368

Schedule C

Includes die cast flanges and mounting hardware.

Shower Rods



Available in five sizes:

- L 36"
- L 48"
- L 60"
- L 66"
- L 72"

Rods adjustable by cutting equal amounts from each end.

$2\frac{3}{4}$ " distance between rods.

Polished Brass finish is brass tubing.

Polished Chrome and Brushed Nickel are aluminum tubing.

Oil Rubbed Bronze, Black and White finishes are steel tubing

Curved Double Shower Rod

- Expands showering space

Finish	Product Number	Price
PB	7110D-36-PB	\$ 299
CP	7110D-36-CP	\$ 206
BN	7110D-36-BN	\$ 227
ORB	7110D-36-ORB	\$ 280
WH	7110D-36-WH	\$ 175
BL	7110D-36-BL	\$ 175
PB	7110D-48-PB	\$ 392
CP	7110D-48-CP	\$ 250
BN	7110D-48-BN	\$ 270
ORB	7110D-48-ORB	\$ 302
WH	7110D-48-WH	\$ 200
BL	7110D-48-BL	\$ 200
PB	7110D-60-PB	\$ 392
CP	7110D-60-CP	\$ 250
BN	7110D-60-BN	\$ 270
ORB	7110D-60-ORB	\$ 302
WH	7110D-60-WH	\$ 200
BL	7110D-60-BL	\$ 200
PB	7110D-66-PB	\$ 439
CP	7110D-66-CP	\$ 270
BN	7110D-66-BN	\$ 290
ORB	7110D-66-ORB	\$ 390
WH	7110D-66-WH	\$ 211
BL	7110D-66-BL	\$ 211
PB	7110D-72-PB	\$ 446
CP	7110D-72-CP	\$ 277
BN	7110D-72-BN	\$ 298
ORB	7110D-72-ORB	\$ 398
WH	7110D-72-WH	\$ 218
BL	7110D-72-BL	\$ 218

Schedule C

Includes die cast flanges and mounting hardware.

Finish Code **BL** Black **BN** Brushed Nickel **CP** Polished Chrome **PB** Polished Brass **ORB** Oil Rubbed Bronze **WH** White

Shower Rods



Available in two sizes:

L 36" D 36"

L 72" D 36"

All rods are two pieces

Rods adjustable by cutting ends

Corner Shower Rod

- 1" solid brass tubing
- Includes rectangular flanges

Finish	Product Number	Price
PB	4117-36-PB	\$ 286
CP	4117-36-CP	\$ 184
BN	4117-36-BN	\$ 308
ORB	4117-36-ORB	\$ 365
PN	4117-36-PN	\$ 362
PB	4117-72-PB	\$ 387
CP	4117-72-CP	\$ 227
BN	4117-72-BN	\$ 405
ORB	4117-72-ORB	\$ 422
PN	4117-72-PN	\$ 410

Schedule C

Includes rectangular flanges: part **#300**.

Decorative flange part **#350** available.

Decorative flange requires use of ceiling support part **#340** available.



Available in two sizes:

L 30" D 30"

L 60" D 30"

All rods are two pieces

Rods adjustable by cutting ends

Corner Shower Rod

- 1" solid brass tubing
- Includes rectangular flanges

Finish	Product Number	Price
PB	4118-30-PB	\$ 217
CP	4118-30-CP	\$ 192
BN	4118-30-BN	\$ 224
ORB	4118-30-ORB	\$ 233
PN	4118-30-PN	\$ 216
PB	4118-60-PB	\$ 286
CP	4118-60-CP	\$ 203
BN	4118-60-BN	\$ 295
ORB	4118-60-ORB	\$ 308
PN	4118-60-PN	\$ 324

Schedule C

Includes rectangular flanges: part **#300**.

Decorative flange part **#350** available.

Decorative flange requires use of ceiling support part **#340** available.

Finish Code **BN** Brushed Nickel **CP** Polished Chrome **PB** Polished Brass **PN** Polished Nickel **ORB** Oil Rubbed Bronze

Shower Rods



Rod size:

L 66" D 27"

All rods are two pieces

Rods adjustable by cutting ends

Corner Shower Rod

- 1" solid brass tubing
- Includes 2 rectangular flanges

Finish	Product Number	Price
CP	4119-66-CP	\$ 148
PB	4119-66-PB	\$ 286
BN	4119-66-BN	\$ 216
ORB	4119-66-ORB	\$ 308
PN	4119-66-PN	\$ 300

Schedule C

Includes rectangular flanges: part **#300**.

Decorative flange part **#350** available.

Decorative flange requires use of ceiling support part **#340** available.



Available in two sizes:

L 60" D 26"

L 66" D 26"

All rods are two pieces

Rods adjustable by cutting ends

Corner Shower Rod

- 1" solid brass tubing

Finish	Product Number	Price
PB	4121-60-PB	\$ 182
CP	4121-60-CP	\$ 150
BN	4121-60-SN	\$ 406
PN	4121-60-PN	\$ 499
ORB	4121-60-ORB	\$ 308
PB	4121-66-PB	\$ 262
CP	4121-66-CP	\$ 204
BN	4121-66-SN	\$ 295
PN	4121-66-PN	\$ 300
ORB	4121-66-ORB	\$ 308

Schedule C

Includes rectangular flanges: part **#300**.

Decorative flange part **#350** available.

Decorative flange requires use of ceiling support part **#340** available.

Shower Rods



Available in five sizes:

L 48" D 48"
L 60" D 48"
L 66" D 48"
L 72" D 48"
L 78" D 48"

All rods are two pieces
Rods adjustable by cutting ends

Corner Shower Rod

- 1" solid brass tubing

Finish	Product Number	Price
PB	4123-48-PB	\$ 286
CP	4123-48-CP	\$ 194
BN	4123-48-BN	\$ 295
ORB	4123-48-ORB	\$ 308
PN	4123-48-PN	\$ 300
PB	4123-60-PB	\$ 320
CP	4123-60-CP	\$ 206
BN	4123-60-BN	\$ 368
ORB	4123-60-ORB	\$ 342
PN	4123-60-PN	\$ 362
PB	4123-66-PB	\$ 332
CP	4123-66-CP	\$ 215
BN	4123-66-BN	\$ 346
ORB	4123-66-ORB	\$ 361
PN	4123-66-PN	\$ 350
PB	4123-72-PB	\$ 328
CP	4123-72-CP	\$ 227
BN	4123-72-BN	\$ 343
ORB	4123-72-ORB	\$ 358
PN	4123-72-PN	\$ 347
PB	4123-78-PB	\$ 317
CP	4123-78-CP	\$ 214
BN	4123-78-BN	\$ 369
ORB	4123-78-ORB	\$ 391
PN	4123-78-PN	\$ 335

Schedule C

Includes rectangular flanges: part **#300**.

Decorative flange part **#350** available.

Decorative flange requires use of ceiling support part **#340** available.

Shower Rods



Available in two sizes:

L 48" D 24"

L 54" D 24"

All rods are four pieces

$\frac{3}{8}$ " OD supports adjustable by cutting

Rectangular Shower Rod

- $\frac{3}{8}$ " solid brass tubing
- Includes 30" ceiling support and 10" wall support

Finish	Product Number	Price
PB	4150-48-PB	\$ 320
CP	4150-48-CP	\$ 232
BN	4150-48-SN	\$ 346
PN	4150-48-PN	\$ 320
ORB	4150-48-ORB	\$ 376
PB	4150-54-PB	\$ 328
CP	4150-54-CP	\$ 246
BN	4150-54-SN	\$ 860

Schedule C



Available in two sizes:

L 48" D 24"

L 54" D 24"

All rods are four pieces

$\frac{3}{8}$ " OD supports adjustable by cutting

Rectangular Shower Rod with Side Wall Support

- $\frac{3}{8}$ " solid brass tubing
- Includes 30" ceiling support and 18" wall support

Finish	Product Number	Price
PB	4152-48-PB	\$ 630
CP	4152-48-CP	\$ 246
ORB	4152-48-ORB	\$ 834
PN	4152-48-PN	\$ 839
BN	4152-48-SN	\$ 532
PB	4152-54-PB	\$ 715
CP	4152-54-CP	\$ 262
BN	4152-54-SN	\$ 995

Schedule C



Available in two sizes:

L 60" D 6"

L 72" D 6"

All rods are three pieces

Rods adjustable by cutting ends

Cellini Offset Shower Rod

- 1" solid brass tubing

Finish	Product Number	Price
PB	4120-60-PB	\$ 267
CP	4120-60-CP	\$ 145
PB	4120-72-PB	\$ 331
CP	4120-72-CP	\$ 145

Schedule C

Includes rectangular flanges: part #300.

Ceiling supports available: part #340. Cannot use decorative flanges with this rod.

Finish Code **BN** Brushed Nickel **CP** Polished Chrome **PB** Polished Brass **PN** Polished Nickel **ORB** Oil Rubbed Bronze

Shower Rods



Product # 4156: 36" x 16" x 36"

Product # 4157: 30" x 24" x 30"

All rods are two pieces

Rods adjustable by cutting ends

Neo Angle Shower Rod

- 1" solid brass tubing

Finish	Product Number	Price
CP	4156-36-CP	\$ 200
CP	4157-30-CP	\$ 193

Schedule C

Includes rectangular flanges: part #300.

Decorative flange part #350 available.

Decorative flange requires use of ceiling support part #340 available.



Available in three sizes:

L 48" D 26"

L 54" D 26"

L 60" D 26"

All rods are four pieces

"D" Shower Rod

- 1" solid brass tubing

Finish	Product Number	Price
PB	4145-48-PB	\$ 465
CP	4145-48-CP	\$ 230
ORB	4145-48-ORB	\$ 450
PN	4145-48-PN	\$ 436
BN	4145-48-BN	\$ 434
PB	4145-54-PB	\$ 410
CP	4145-54-CP	\$ 233
ORB	4145-54-ORB	\$ 451
PN	4145-54-PN	\$ 428
BN	4145-54-SN	\$ 475
PB	4145-60-PB	\$ 375
CP	4145-60-CP	\$ 245
ORB	4145-60-ORB	\$ 477
PN	4145-60-PN	\$ 399
BN	4145-60-BN	\$ 556

Schedule C

Includes rectangular flanges: part #300 and two "D" rod loop connectors: part #331.

Decorative flange part #350 available.

Decorative flange requires use of ceiling support part #340 available.

Finish Code **BN** Brushed Nickel **CP** Polished Chrome **PB** Polished Brass **PN** Polished Nickel **ORB** Oil Rubbed Bronze

Shower Rods



Available in three sizes:

L 48" D 26"

L 54" D 26"

L 60" D 26"

All rods are three pieces

Rods adjustable by cutting ends

"U" Shaped Shower Rod

- 1" solid brass tubing

Finish	Product Number	Price
PB	4140-48-PB	\$ 313
CP	4140-48-CP	\$ 189
BP	4140-54-PB	\$ 308
CP	4140-54-CP	\$ 188
PB	4140-60-PB	\$ 308
CP	4140-60-CP	\$ 189

Schedule C

Includes rectangular flanges: part **#300**.

Decorative flange part **#350** available.

Decorative flange requires use of ceiling support part **#340** available.



Rod size:

L 30" D 30"

All rods are three pieces

Rods adjustable by cutting ends

"U" Shaped Shower Rod

- 1" solid brass tubing

Finish	Product Number	Price
CP	4141-30-CP	\$ 344
BN	4141-30-BN	\$ 152

Schedule C

Includes rectangular flanges: part **#300**.

Decorative flange part **#350** available.

Decorative flange requires use of ceiling support part **#340** available.



Available in two sizes:

L 59" D 6½"

L 66" D 7½"

**Curved Shower Rod**

- 1" steel tubing

Finish	Product Number	Price
CP	4110-60-CP	\$ 46
CP	4110-66-CP	\$ 47

Schedule C

Ceiling supports available : part **#340**

Adjustable by cutting ends

Shower Rods

Curved Shower Rod

- Expands showering space
- 1" solid brass tubing



Available in five sizes:

- L 36"
- L 48"
- L 60"
- L 66"
- L 72"

Rods adjustable by cutting both ends

Polished Brass finish is brass tubing.

Polished Chrome and Brushed Nickel are aluminum tubing.

Oil Rubbed Bronze, Black and White finishes are steel tubing

Finish	Product Number	Price
BL	7120-36-BL	\$ 131
CP	7120-36-CP	\$ 155
BN	7120-36-BN	\$ 164
ORB	7120-36-ORB	\$ 179
PB	7120-36-PB	\$ 223
WH	7120-36-WH	\$ 131
BL	7120-48-BL	\$ 131
CP	7120-48-CP	\$ 155
BN	7120-48-BN	\$ 164
ORB	7120-48-ORB	\$ 181
PB	7120-48-PB	\$ 224
WH	7120-48-WH	\$ 131
BL	7120-60-BL	\$ 131
CP	7120-60-CP	\$ 155
BN	7120-60-BN	\$ 164
ORB	7120-60-ORB	\$ 181
PB	7120-60-PB	\$ 224
WH	7120-60-WH	\$ 131
BL	7120-66-BL	\$ 136
CP	7120-66-CP	\$ 166
BN	7120-66-BN	\$ 174
ORB	7120-66-ORB	\$ 226
PB	7120-66-PB	\$ 246
WH	7120-66-WH	\$ 136
BL	7120-72-BL	\$ 143
CP	7120-72-CP	\$ 143
BN	7120-72-BN	\$ 174
ORB	7120-72-ORB	\$ 232
PB	7120-72-PB	\$ 254
WH	7120-72-WH	\$ 143

Schedule C

Includes swivel flanges and mounting hardware.

Finish Code **BL** Black **BN** Brushed Nickel **CP** Polished Chrome **PB** Polished Brass **ORB** Oil Rubbed Bronze **WH** White

Shower Rods



Available in four sizes:

L 48" D 36"
 L 54" D 36"
 L 60" D 36"
 L 72" D 36"

Includes three 36" ceiling supports adjustable by cutting.

Oval Shower Ring

- 1" solid brass tubing

Finish	Product Number	Price
CP	7152-48-CP	\$ 578
BN	7152-48-BN	\$ 661
ORB	7152-48-ORB	\$ 716
PB	7152-48-PB	\$ 611
CP	7152-54-CP	\$ 578
BN	7152-54-BN	\$ 661
ORB	7152-54-ORB	\$ 716
PB	7152-54-PB	\$ 611
CP	7152-60-CP	\$ 578
BN	7152-60-BN	\$ 661
ORB	7152-60-ORB	\$ 716
PB	7152-60-PB	\$ 611
CP	7152-72-CP	\$ 578
BN	7152-72-BN	\$ 661
ORB	7152-72-ORB	\$ 716
PB	7152-72-PB	\$ 611

Schedule C

Shower Units



Available in two sizes:

L 48" D 24"

L 54" D 24"

62" riser • Washerless diverter bathcock, 3 $\frac{3}{8}$ " centers
10" wall support adjustable by cutting
30" ceiling support adjustable by cutting
Flow rate 4 GPM Flow rate showerhead 2.5 GPM

Rectangular Shower Unit

- $\frac{3}{4}$ " solid brass tubing
- Shower head included

Finish	Product Number	Price
PB	4190-48-PB	\$ 839
CP	4190-48-CP	\$ 384
ORB	4190-48-ORB	\$ 992
PN	4190-48-PN	\$ 1,062
BN	4190-48-BN	\$ 864
PB	4190-54-PB	\$ 839
CP	4190-54-CP	\$ 398
PN	4190-54-PN	\$ 1,163
BN	4190-54-BN	\$ 1,427
ORB	4190-54-ORB	\$ 1,093

Schedule C

For use with acrylic or cast iron tubs.

Recommended for use with **#5576** Double Offset Bath Supplies.



Available in two sizes:

L 48" D 24"

L 54" D 24"

62" riser • Washerless diverter bathcock, 3 $\frac{3}{8}$ " centers
18" wall support adjustable by cutting
30" ceiling support adjustable by cutting
Flow rate 4 GPM Flow rate showerhead 2.5 GPM

Rectangular Shower Unit with Side Wall Support

- $\frac{3}{4}$ " solid brass tubing
- Side wall support fully reversible (left or right)

Finish	Product Number	Price
PB	4192-48-PB	\$ 882
CP	4192-48-CP	\$ 398
ORB	4192-48-ORB	\$ 1,100
PN	4192-48-PN	\$ 1,089
BN	4192-48-BN	\$ 817
PB	4192-54-PB	\$ 968
CP	4192-54-CP	\$ 412
PN	4192-54-PN	\$ 710
BN	4192-54-BN	\$ 1,060
ORB	4192-54-ORB	\$ 885

Schedule C

Shower head included.

For use with acrylic or cast iron tubs.

Recommended for use with **#5576** Double Offset Bath Supplies.

Finish Code **BN** Brushed Nickel **CP** Polished Chrome **PB** Polished Brass **PN** Polished Nickel **ORB** Oil Rubbed Bronze

Shower Units

Rectangular "D" Shower Unit



Available in three sizes:

L 48" D 26"

L 54" D 26"

L 60" D 26"

62" riser • Washerless diverter bathcock, 3/8" centers
Flow rate 4 GPM Flow rate showerhead 2.5 GPM
Recommended for use with #5576 Double Offset Bath Supplies.

- 1" solid brass tubing
- Shower head included

Finish	Product Number	Price
PB	4193-48-PB	\$ 731
CP	4193-48-CP	\$ 283
ORB	4193-48-ORB	\$ 720
PN	4193-48-PN	\$ 693
BN	4193-48-BN	\$ 681
PB	4193-54-PB	\$ 675
CP	4193-54-CP	\$ 285
ORB	4193-54-ORB	\$ 725
PN	4193-54-PN	\$ 687
BN	4193-54-BN	\$ 724
PB	4193-60-PB	\$ 699
CP	4193-60-CP	\$ 283
ORB	4193-60-ORB	\$ 749
PN	4193-60-PN	\$ 716
BN	4193-60-BN	\$ 707

Schedule C

Includes double eye loop connector: part #336 and rectangular flanges: part #300.
For use with acrylic or cast iron tubs.

Code Rectangular Shower Unit

- 3/4" solid brass tubing
- Code spout
- Shower head included



Available in two sizes:

L 48" D 24"

L 54" D 24"

56" riser • Washerless diverter bathcock, 3/8" centers
Code spout: 4" above handles
10" wall support adjustable by cutting
30" ceiling support adjustable by cutting
Flow rate 4 GPM Flow rate showerhead 2.5 GPM

Finish	Product Number	Price
PB	4198-48-PB	\$ 870
CP	4198-48-CP	\$ 439
ORB	4198-48-ORB	\$ 1018
PN	4198-48-PN	\$ 1092
BN	4198-48-BN	\$ 892
PB	4198-54-PB	\$ 956
CP	4198-54-CP	\$ 453
PN	4198-54-PN	\$ 585
BN	4198-54-BN	\$ 504
ORB	4198-54-ORB	\$ 945

Schedule C

For use with acrylic or cast iron tubs.
Recommended for use with #5576 Double Offset Bath Supplies.

Finish Code **BN** Brushed Nickel **CP** Polished Chrome **ORB** Oil Rubbed Bronze **PB** Polished Brass **PN** Polished Nickel

Shower Rods

Shower rods, convert to shower units and parts

Shower Units



Available in three sizes:

L 48" D 26"

L 54" D 26"

L 60" D 26"

56" riser • Washerless diverter bathcock, 3 3/8" centers

Code spout: 4" above handles

Flow rate 4 GPM Flow rate showerhead 2.5 GPM

Code Rectangular Shower Unit

- 1" solid brass tubing
- Shower head included
- Code spout
- "D" Rod

Finish	Product Number	Price
PB	4191-48-PB	\$ 769
CP	4191-48-CP	\$ 349
ORB	4191-48-ORB	\$ 757
PN	4191-48-PN	\$ 733
BN	4191-48-BN	\$ 722
PB	4191-54-PB	\$ 772
CP	4191-54-CP	\$ 416
ORB	4191-54-ORB	\$ 763
PN	4191-54-PN	\$ 726
BN	4191-54-BN	\$ 763
PB	4191-60-PB	\$ 737
CP	4191-60-CP	\$ 349
ORB	4191-60-ORB	\$ 787
PN	4191-60-PN	\$ 756
BN	4191-60-BN	\$ 744

Schedule C

Includes double eye loop connector: part #336 and rectangular flanges: part #300

For acrylic or cast iron tub use.

Recommended for use with #5576 Double Offset Bath Supplies.

Code Rectangular Shower Unit

- 3/4" solid brass tubing
- Code gooseneck spout

Finish	Product Number	Price
PB	4122-PB	\$ 1051
CP	4122-CP	\$ 597
BN	4122-SN	\$1213

Schedule C

Does not include shower head.

For acrylic tub use. For cast iron tub use part #4124

Recommended for use with #5576 Double Offset Bath Supplies.



L 48"

D 24"

62" riser • 3 3/8" centers

1/4 turn ceramic disc cartridges

10" wall support adjustable by cutting

30" ceiling support adjustable by cutting

Flow rate 3.68 GPM

Finish Code **BN** Brushed Nickel **CP** Polished Chrome **ORB** Oil Rubbed Bronze **PB** Polished Brass **PN** Polished Nickel

Shower Units



L 48"

D 24"

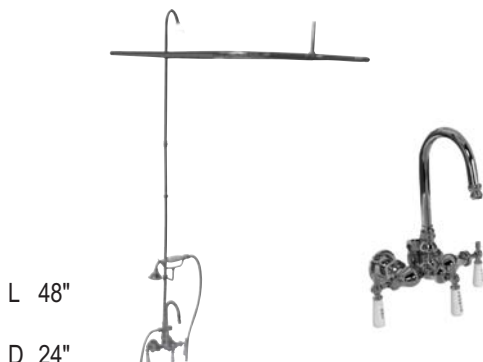
62" riser • 3 $\frac{3}{8}$ " centers
 • $\frac{1}{4}$ turn ceramic disc cartridges
 10" wall support adjustable by cutting
 30" ceiling support adjustable by cutting
 Flow rate 3.68 GPM



L 48"

D 24"

3 $\frac{3}{8}$ " centers • $\frac{1}{4}$ turn • $\frac{1}{4}$ turn ceramic disc cartridges
 60" riser • 59" hose
 Flow rate spout 3.68 GPM Flow rate handshower 2.5 GPM



L 48"

D 24"

3 $\frac{3}{8}$ " centers • • $\frac{1}{4}$ turn ceramic disc cartridges
 60" riser • 59" hose
 Flow rate spout 3.68 GPM Flow rate handshower 2.5 GPM

Code Rectangular Shower Unit

- $\frac{3}{4}$ " solid brass tubing
- Code gooseneck spout

Finish	Product Number	Price
CP	4124-CP	\$ 600

Schedule C

Does not include shower head.

For cast iron tub use. For acrylic tub use part #4122

Recommended for use with #5576 Double Offset Bath Supplies.

Code Rectangular Shower Unit

- Hand held shower and cradle
- Code gooseneck spout
- 10" wall support
- 30" ceiling support

Finish	Product Number	Price
CP	4143-48-CP	\$ 1036
BN	4143-48-BN	\$ 1,543

Schedule C

Shower head not included.

For cast iron tub use. For acrylic tub use part #4144

Recommended for use with #5576 Double Offset Bath Supplies

Code Rectangular Shower Unit

- Hand held shower and cradle
- Code gooseneck spout
- 10" wall support
- 30" ceiling support

Finish	Product Number	Price
PB	4144-48-PB	\$1,352
CP	4144-48-CP	\$ 923
PN	4144-48-PN	\$1,864
BN	4144-48-BN	\$1,555

Schedule C

Does not include showerhead

For acrylic tub use. For cast iron tub use part #4143

Recommended for use with #5576 Double Offset Bath Supplies.

Finish Code **BN** Brushed Nickel **CP** Polished Chrome **PB** Polished Brass **PN** Polished Nickel

Shower Rods

Shower rods, convert to shower units and parts

Shower Units



MC Handle

L 48" D 24"

7" centers • ¼ turn ceramic disc cartridges

59" hose • 62" riser

Flow rate 3.7 GPM

Flow rate handshower 2.5 GPM

Flow rate showerhead 2.44 GPM



Code Rectangular Shower Unit

- Elephant spout
- 6" elbows
- Hand shower and cradle
- Sunflower shower head

Finish	Product Number	Handles	Price
PB	4063-PL-PB	Porcelain lever	\$2,385
CP	4063-PL-CP	Porcelain lever	\$1,295
BN	4063-PL-BN	Porcelain lever	\$2,189
PN	4063-PL-PN	Porcelain lever	\$2,592
ORB	4063-PL-ORB	Porcelain lever	\$2,506
PB	4063-MC-PB	Metal cross	\$2,385
CP	4063-MC-CP	Metal cross	\$1,295
BN	4063-MC-BN	Metal cross	\$2,189
PN	4063-MC-PN	Metal cross	\$2,592
ORB	4063-MC-ORB	Metal cross	\$2,506

Schedule C

For deck mounting on acrylic or cast iron tubs.

Recommended for use with #5577 Straight Bath Supplies.

Code Rectangular Shower Unit

- Elephant spout
- 6" elbows
- All metal hand-held shower and cradle
- Sunflower shower head


Finish	Product Number	Handles	Price
PB	4065-ML-PB	Metal lever	\$2,585
CP	4065-ML-CP	Metal lever	\$1,476
PN	4065-ML-PN	Metal lever	\$2,823
BN	4065-ML-BN	Metal lever	\$2,263
ORB	4065-ML-ORB	Metal lever	\$2,658
PB	4065-ML2-PB	Metal lever 2	\$2,585
CP	4065-ML2-CP	Metal lever 2	\$1,476
PN	4065-ML2-PN	Metal lever 2	\$2,823
BN	4065-ML2-BN	Metal lever 2	\$2,263
ORB	4065-ML2-ORB	Metal lever 2	\$2,658
PB	4065-MC-PB	Metal cross	\$2,585
CP	4065-MC-CP	Metal cross	\$1,476
PN	4065-MC-PN	Metal cross	\$2,823
BN	4065-MC-BN	Metal cross	\$2,263
ORB	4065-MC-ORB	Metal cross	\$2,658

Schedule C

For deck mounting on acrylic or cast iron tubs. To be used with straight bath supplies: part 5577.

Finish Code **BN** Brushed Nickel **CP** Polished Chrome **PB** Polished Brass **ORB** Oil Rubbed Bronze **PN** Polished Nickel

Tub Fillers with Diverters



Tub Rim-Mounted Filler with Diverter and Riser

- Elephant spout
- 6" elbows

Finish	Product Number	Handles	Price
PB	4045-PL-PB	Porcelain lever	\$ 945
CP	4045-PL-CP	Porcelain lever	\$ 804
BN	4045-PL-BN	Porcelain lever	\$ 1002
PN	4045-PL-PN	Porcelain lever	\$ 1127
MB	4045-PL-MB	Porcelain lever	\$ 1124
ORB	4045-PL-ORB	Porcelain lever	\$ 1169
PB	4045-MC-PB	Metal cross	\$ 945
CP	4045-MC-CP	Metal cross	\$ 804
BN	4045-MC-BN	Metal cross	\$ 1002
PN	4045-MC-PN	Metal cross	\$ 1127
MB	4045-MC-MB	Metal cross	\$ 1124
ORB	4045-MC-ORB	Metal cross	\$ 1169

Schedule C

For deck mounting on acrylic or cast iron tubs. Requires wall supports: part **#4195WS**
 Shower head not included. To be used with straight bath supplies: part **#5577**.

Shower Rods

Shower rods, convert to shower units and parts

Tub Fillers with Diverters

Tub Rim-Mounted Filler with Diverter and Riser

- Elephant spout
- All metal hand-held shower and cradle



ML Handle



ML2 Handle

7" centers • 62" riser

¼ turn ceramic disc cartridges

Flow rate 3.7 GPM



Finish	Product Number	Handles	Price
PB	4046-ML-PB	Metal lever	\$ 1023
CP	4046-ML-CP	Metal lever	\$ 873
PN	4046-ML-PN	Metal lever	\$1,214
BN	4046-ML-BN	Metal lever	\$1,080
MB	4046-ML-MB	Metal lever	\$1,206
ORB	4046-ML-ORB	Metal lever	\$1,215
PB	4046-ML2-PB	Metal lever 2	\$ 1,023
CP	4046-ML2-CP	Metal lever 2	\$ 873
PN	4046-ML2-PN	Metal lever 2	\$1,214
BN	4046-ML2-BN	Metal lever 2	\$1,080
MB	4046-ML2-MB	Metal lever 2	\$1,206
ORB	4046-ML2-ORB	Metal lever 2	\$1,215
PB	4046-MC-PB	Metal cross	\$ 1,023
CP	4046-MC-CP	Metal cross	\$ 873
PN	4046-MC-PN	Metal cross	\$1,214
BN	4046-MC-BN	Metal cross	\$ 1,080
MB	4046-MC-MB	Metal cross	\$1,206
ORB	4046-MC-ORB	Metal cross	\$1,215

Schedule C

For deck mounting on acrylic or cast iron tubs. Requires wall supports: part **#4195WS**
Shower head not included. To be used with straight bath supplies: part **#5577**.

Finish Code **BN** Brushed Nickel **CP** Polished Chrome **MB** Matte Black **ORB** Oil Rubbed Bronze **PB** Polished Brass **PN** Polished Nickel

Tub Fillers with Diverters



3 $\frac{3}{8}$ " centers • 59" hose • 60" riser

$\frac{1}{4}$ turn ceramic disc cartridges

Flow rate spout 3.68 GPM

Flow rate handshower 2.5 GPM

Tub Filler with Diverter and Hand Shower

- Code gooseneck spout
- Hand-held shower and cradle
- 6" wall support

Finish	Product Number	Handles	Price
PB	4024-PL-PB	Porcelain lever	\$ 766
CP	4024-PL-CP	Porcelain lever	\$ 691
PN	4024-PL-PN	Porcelain lever	\$ 1050
BN	4024-PL-SN	Porcelain lever	\$ 935
ORB	4024-PL-ORB	Porcelain lever	\$ 1016

Schedule C

Shower head not included.

Acrylic tub use only. For cast iron tub use buy: part **#4023-PL**

Recommended for use with **#5576** Double Offset Bath Supplies.



3 $\frac{3}{8}$ " centers • 60" riser • 59" hose

$\frac{1}{4}$ turn ceramic disc cartridges

Flow rate spout 3.68 GPM

Flow rate handshower 2.5 GPM

Tub Filler with Diverter and Hand Shower

- Code gooseneck spout
- Hand held shower and cradle
- 6" wall support

Finish	Product Number	Handles	Price
CP	4023-PL-CP	Porcelain lever	\$ 802
BN	4023-PL-BN	Porcelain lever	\$ 922

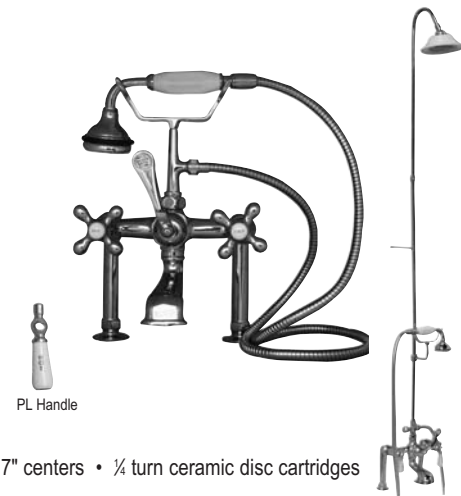
Schedule C

Shower head not included

Cast iron tub use only. For acrylic tub use buy: part **#4024-PL**

Recommended for use with **#5576** Double Offset Bath Supplies.

Tub Fillers with Diverters



7" centers • ¼ turn ceramic disc cartridges
59" hose • 62" riser
Flow rate 3.7 GPM
Flow rate handshower 2.5 GPM
Flow rate showerhead 2.44 GPM

Tub Filler with Diverter, Hand-Held Shower and Riser

- Elephant spout
 - 6" elbows and wall support
- Hand-held shower and cradle
 - Sunflower shower head

Finish	Product Number	Handles	Price
PB	4062-PL-PB	Porcelain lever	\$1,687
CP	4062-PL-CP	Porcelain lever	\$1,236
BN	4062-PL-BN	Porcelain lever	\$1,507
PN	4062-PL-PN	Porcelain lever	\$1,739
MB	4062-PL-MB	Porcelain lever	\$1,770
ORB	4062-PL-ORB	Porcelain lever	\$1,658
PB	4062-MC-PB	Metal cross	\$1,687
CP	4062-MC-CP	Metal cross	\$1,236
BN	4062-MC-BN	Metal cross	\$1,507
PN	4062-MC-PN	Metal cross	\$1,739
MB	4062-MC-MB	Metal cross	\$1,770
ORB	4062-MC-ORB	Metal cross	\$1,658

Schedule C

For deck mounting on acrylic or cast iron tubs. To be used with straight bath supplies: part 5577.

Tub Fillers with Diverter



7" centers • ¼ turn ceramic disc cartridges

59" hose • 62" riser

Flow rate 3.7 GPM

Flow rate handshower 2.5 GPM

Flow rate showerhead 2.44 GPM

Tub Filler with Diverter, Hand-Held Shower and Riser

- Elephant spout
- 6" elbows and wall support
- All metal hand-held shower and cradle
- Sunflower shower head

Finish	Product Number	Handles	Price
PB	4064-ML-PB	Metal lever	\$1,847
CP	4064-ML-CP	Metal lever	\$1,375
PN	4064-ML-PN	Metal lever	\$1,929
BN	4064-ML-BN	Metal lever	\$1,677
MB	4064-ML-MB	Metal lever	\$1,952
ORB	4064-ML-ORB	Metal lever	\$1,830
PB	4064-ML2-PB	Metal lever 2	\$1,847
CP	4064-ML2-CP	Metal lever 2	\$1,375
PN	4064-ML2-PN	Metal lever 2	\$1,929
BN	4064-ML2-BN	Metal lever 2	\$1,677
MB	4064-ML2-MB	Metal lever 2	\$1,952
ORB	4064-ML2-ORB	Metal lever 2	\$1,830
PB	4064-MC-PB	Metal cross	\$1,847
CP	4064-MC-CP	Metal cross	\$1,375
PN	4064-MC-PN	Metal cross	\$1,929
BN	4064-MC-BN	Metal cross	\$1,677
MB	4064-MC-MB	Metal cross	\$1,952
ORB	4064-MC-ORB	Metal cross	\$1,830

Schedule C

For deck mounting on acrylic or cast iron tubs. To be used with straight bath supplies: part 5577.

Shower Rods

Shower rods, convert to shower units and parts

Tub Fillers with Diverters



3 3/8" centers • 62" riser
1/4 turn ceramic disc cartridges
Flow rate spigot 3.34 GPM
Flow rate showerhead 2.5 GPM



3 3/8" centers • 62" riser
1/4 turn ceramic disc cartridges
Flow rate spigot 3.34 GPM
Flow rate showerhead 2.5 GPM



3 3/8" centers • 62" riser
1/4 turn ceramic disc cartridges
Flow rate spigot 3.34 GPM
Flow rate showerhead 2.44 GPM



3 3/8" centers • 62" riser
1/4 turn ceramic disc cartridges
Flow rate spigot 3.34 GPM
Flow rate showerhead 2.44 GPM



Tub Filler with Diverter

- Old style spigot
- Solid brass adjustable shower head

Finish	Product Number	Handles	Price
PB	4010-PL-PB	Porcelain lever	\$ 446
CP	4010-PL-CP	Porcelain lever	\$ 386
ORB	4010-PL-ORB	Porcelain lever	\$ 548
BN	4010-PL-SN	Porcelain lever	\$ 725

Schedule C

For acrylic tub use only. For cast iron tubs use part **#4030**

Recommended for use with **#5576** Double Offset Bath Supplies and **#4195WS** Wall Support.

Tub Filler with Diverter

- Old style spigot
- Solid brass adjustable shower head

CP	4030-PL-CP	Porcelain lever	\$ 390
----	------------	-----------------	--------

Schedule C

For cast iron tub use only. For acrylic tubs use part **#4010**

Recommended for use with **#5576** Double Offset Bath Supplies and **#4195WS** Wall Support.

Tub Filler with Diverter

- Old style spigot
- Sunflower shower head

PB	4011-PL-PB	Porcelain lever	\$ 534
CP	4011-PL-CP	Porcelain lever	\$ 475
ORB	4011-PL-ORB	Porcelain lever	\$ 693
PN	4011-PL-PN	Porcelain lever	\$ 672
BN	4011-PL-SN	Porcelain lever	\$ 663

Schedule C

For acrylic tub use only. For cast iron tubs use part **#4031**

Recommended for use with **#5576** Double Offset Bath Supplies and **#4195WS** Wall Support.

Tub Filler with Diverter

- Old style spigot
- Sunflower shower head

CP	4031-PL-CP	White plastic	\$ 584
----	------------	---------------	--------

Schedule C

For cast iron tub use only. For acrylic tubs use part **#4011**

Recommended for use with **#5576** Double Offset Bath Supplies and **#4195WS** Wall Support.

Finish Code **BN** Brushed Nickel **CP** Polished Chrome **ORB** Oil Rubbed Bronze **PB** Polished Brass **PN** Polished Nickel

Tub Fillers and Shower Diverter



3 $\frac{3}{8}$ " centers • 62" riser
 • $\frac{1}{4}$ turn ceramic disc cartridges
 Flow rate 3.34 GPM
 Flow rate showerhead 2.5 GPM



Tub Filler with Diverter

- Code gooseneck spout
- Plastic shower head

Finish	Product Number	Handles	Price
PB	4012-PL-PB	Porcelain lever	\$ 481
CP	4012-PL-CP	Porcelain lever	\$ 429

Schedule C

For acrylic tub use only. For cast iron tubs use: part **#4013**

Recommended for use with **#5576** Double Offset Bath Supplies and **#4195WS** Wall Support.

Tub Filler with Diverter

- Code gooseneck spout
- Plastic shower head

CP	4013-PL-CP	Porcelain lever	\$ 372
-----------	------------	-----------------	--------

Schedule C

For cast iron tub use only. For acrylic tubs use: part **#4012**

Recommended for use with **#5576** Double Offset Bath Supplies and **#4195WS** Wall Support.



3 $\frac{3}{8}$ " centers • 62" riser
 • $\frac{1}{4}$ turn ceramic disc cartridges
 Flow rate 3.34 GPM
 Flow rate showerhead 2.5 GPM



Tub Filler with Diverter

- Code spout included
- Shower head included
- Riser included

PB	4199-PB	Plastic lever	\$ 355
CP	4199-CP	Metal lever	\$ 263
ORB	4199-ORB	Metal lever	\$ 360
PN	4199-PN	Metal lever	\$ 341
BN	4199-BN	Metal lever	\$ 339

Schedule C



3 $\frac{3}{8}$ " centers • $\frac{1}{4}$ turn
 56" riser • 6" wall supports
 Flow rate 4 GPM
 Flow rate showerhead 2.5 GPM



Converto Shower Code Spout with Handles only

PB	191-S-PB	Plastic lever	\$ 242
CP	191-S-CP	Metal lever	\$ 156
ORB	191-S-ORB	Metal lever	\$ 239
PN	191-S-PN	Metal lever	\$ 257
BN	191-S-BN	Metal lever	\$ 239

Schedule C

For use with acrylic or cast iron tubs.

Recommended for use with **#5576** Double Offset Bath Supplies.

Finish Code **BN** Brushed Nickel **CP** Polished Chrome **ORB** Oil Rubbed Bronze **PB** Polished Brass **PN** Polished Nickel

Tub Fillers and Shower Diverters



3 3/8" centers • 1/4 turn • 62" riser
6" wall support
Flow rate 4 GPM
Flow rate showerhead 2.5 GPM



Washerless Diverter Bathcock

- 195-S spout included
- Plastic shower head
- Riser included

Finish	Product Number	Handles	Price
PB	4195-PB	Metal lever	\$ 312
CP	4195-CP	Metal lever	\$ 197
ORB	4195-ORB	Metal lever	\$ 322
PN	4195-PN	Metal lever	\$ 306
BN	4195-BN	Metal lever	\$ 301

Schedule C

Tub Converto Shower Spout with Handles only (F 3/8" Connection)

PB	195-S-PB	Metal lever	\$ 138
CP	195-S-CP	Metal lever	\$ 86
ORB	195-S-ORB	Metal lever	\$ 159
PN	195-S-PN	Metal lever	\$ 175
BN	195-S-BN	Metal lever	\$ 159

Schedule C

Tub Converto Shower Spout with Handles only (M 1/2" Connection)

CP	205-S-CP	Metal lever	\$ 76
-----------	----------	-------------	-------

Schedule C

For use with acrylic or cast iron tubs.

Recommended for use with #5576 Double Offset Bath Supplies.

Converto Shower for Built-in Tub, No Handles

- Over rim diverter spout included
- Plastic shower head
- Riser included

Finish	Product Number	Price
PB	4185-PB	\$ 196
CP	4185-CP	\$ 177

Schedule C

Built-in Tub Converto Shower Spout only

PB	185-S-PB	\$ 80
CP	185-S-CP	\$ 43

Schedule C

For use with acrylic or cast iron tubs.



50" riser



Finish Code **BN** Brushed Nickel **CP** Polished Chrome **ORB** Oil Rubbed Bronze **PB** Polished Brass **PN** Polished Nickel

Parts

Ceiling Supports

Available in four sizes:

L 28"

L 36"

L 42"

L 48"

Adjustable by cutting ends

All are 3/16" OD



Ceiling Support Assembly

Finish	Product Number	Price
PB	340-28-PB	\$ 59
CP	340-28-CP	\$ 24
BN	340-28-SN	\$ 78
PN	340-28-PN	\$ 93
ORB	340-28-ORB	\$ 93
PB	340-36-PB	\$ 65
CP	340-36-CP	\$ 36
BN	340-36-SN	\$ 88
PN	340-36-PN	\$ 104
ORB	340-36-ORB	\$ 112
PB	340-42-PB	\$ 80
CP	340-42-CP	\$ 39
BN	340-42-BN	\$ 85
PN	340-42-PN	\$ 91
ORB	340-42-ORB	\$ 136
PB	340-48-PB	\$ 85
CP	340-48-CP	\$ 43
BN	340-48-BN	\$ 84
PN	340-48-PN	\$ 82
ORB	340-48-ORB	\$ 78

Schedule C

Includes flange 340-F and eyeloop 340E

L 37½"

Adjustable by cutting flange end

All are 5/8" OD



Ceiling Support for Oval Shower Rods

PB	7150CS-PB	\$ 100
CP	7150CS-CP	\$ 94
PN	7150CS-PN	\$ 108
BN	7150CS-BN	\$ 108
ORB	7150CS-ORB	\$ 119

Schedule C

Includes flange, eyeloop, wood screws and allen wrench

Finish Code **BN** Brushed Nickel **CP** Polished Chrome **ORB** Oil Rubbed Bronze **PB** Polished Brass **PN** Polished Nickel

Parts




For use with 4150CT ceiling tee and 150F flange



For use with 4150CT ceiling tee and 150F flange



For use with 4150WT wall tee and 150F flange



Ceiling Supports

Ceiling Support, 5/8" x 30"

PB	150CS-PB	\$ 72
CP	150CS-CP	\$ 37
BN	150CS-SN	\$ 106
PN	150CS-PN	\$ 116
ORB	150CS-ORB	\$ 134

Schedule C

Ceiling Support, 5/8" x 48"

PB	150LCS-PB	\$ 104
CP	150LCS-CP	\$ 28
BN	150LCS-SN	\$ 77
PN	150LCS-PN	\$ 104
ORB	150LCS-ORB	\$ 104

Schedule C

Brass tubing

Wall Supports

Finish	Product Number	Description	Price
PB	4150WS-PB	5/8" x 10"	\$ 48
CP	4150WS-CP	5/8" x 10"	\$ 17
PN	4150WS-PN	5/8" x 10"	\$ 78
BN	4150WS-SN	5/8" x 10"	\$ 56
ORB	4150WS-ORB	5/8" x 10"	\$ 52
PB	4152WS-PB	5/8" x 18"	\$ 69
CP	4152WS-CP	5/8" x 18"	\$ 22
PN	4152WS-PN	5/8" x 18"	\$ 123
BN	4152WS-SN	5/8" x 18"	\$ 97
ORB	4152WS-ORB	5/8" x 18"	\$ 112

Schedule C

Wall Support Assemblies

Finish	Product Number	Description	Price
PB	4185WS-PB	Supports for 4185	\$ 28
CP	4185WS-CP	Supports for 4185	\$ 15
PB	4195WS-PB	Supports for 4195 and 4199	\$ 28
CP	4195WS-CP	Supports for 4195 and 4199	\$ 15
MB	4195WS-MB	Supports for 4195 and 4199	\$ 24
PN	4195WS-PN	Supports for 4195 and 4199	\$ 33
BN	4195WS-SN	Supports for 4195 and 4199	\$ 33
ORB	4195WS-ORB	Supports for 4195 and 4199	\$ 36

Schedule C

Finish Code **BN** Brushed Nickel **CP** Polished Chrome **MB** Matte Black **ORB** Oil Rubbed Bronze **PB** Polished Brass **PN** Polished Nickel

Parts

Parts

Wall Tee



Length: 2½"
Diameter: 1½"

Finish	Product Number	Price
PB	4150WT-PB	\$ 22
CP	4150WT-CP	\$ 13
PN	4150WT-PN	\$ 28
BN	4150WT-SN	\$ 28
ORB	4150WT-ORB	\$ 28

Schedule C

Ceiling Tee



Length: 2½"
Diameter: 1½"

PB	4150CT-PB	\$ 22
CP	4150CT-CP	\$ 13
PN	4150CT-PN	\$ 28
BN	4150CT-SN	\$ 28
ORB	4150CT-ORB	\$ 28

Schedule C

Double Eyeloop (1" OD x 5/8" pipe connection)



Length: 2"
Width: ¾"
Height: 1¼"

PB	336-PB	\$ 40
CP	336-CP	\$ 28
PN	336-PN	\$ 31
BN	336-BN	\$ 31
ORB	336-ORB	\$ 40

Schedule C

Street Elbow, 3/8"



Length: 1½"
Height: 1"

PB	152L-PB	\$ 19
CP	152L-CP	\$ 10
PN	152L-PN	\$ 36
BN	152L-SN	\$ 36
ORB	152L-ORB	\$ 36

Schedule C

Parts



Diameter: 1 1/4"



Base diameter: 3/4"
Ring diameter: 1 1/4"
Length: 2"

Parts

Eye Loop for 340 Ceiling Support

PB	340E-PB	\$ 10
CP	340E-CP	\$ 8
PN	340E-PN	\$ 10
BN	340E-BN	\$ 9
ORB	340E-ORB	\$ 10

Schedule C

"D" Rod Loop Connector

PB	331-PB	\$ 15
CP	331-CP	\$ 15
PN	331-PN	\$ 13
BN	331-BN	\$ 13
ORB	331-ORB	\$ 15

Schedule C

Parts

Ceiling and Wall Flanges

Flange for Rectangular Rod

Finish	Product Number	Price
PB	150F-PB	\$ 13
CP	150F-CP	\$ 8
ORB	150F-ORB	\$ 19
PN	150F-PN	\$ 19
BN	150F-SN	\$ 19

Schedule C




Diameter: 2¼"
Height: 1"

Jumbo Rectangular Die Cast Flanges (pair)

AB	300-AB	\$ 29
BN	300-BN	\$ 27
CP	300-CP	\$ 19
MB	300-MB	\$ 24
ORB	300-ORB	\$ 30
PB	300-PB	\$ 29
PN	300-PN	\$ 32
WH	300-WH	\$ 24

Schedule C



Length: 5"
Width: 2¼"
Height: 2¼"

Heavy Round Die Cast Flanges (pair)

AB	310-AB	\$ 17
BN	310-SN	\$ 13
CP	310-CP	\$ 9
MB	310-MB	\$ 15
ORB	310-ORB	\$ 15
PB	310-PB	\$ 13
PN	310-PN	\$ 13
WH	310-WH	\$ 15

Schedule C



Diameter: 2¼"
Height: 1"

Flange for 340 Ceiling Support

BN	340F-PB	\$ 10
CP	340F-CP	\$ 8
PN	340F-PN	\$ 13
BN	340F-BN	\$ 13
ORB	340F-ORB	\$ 17

Schedule C



Diameter: 2¼"

Finish Code **AB** Antique Brass **BN** Brushed Nickel **PB** Polished Brass **CP** Polished Chrome **MB** Matte Black **ORB** Oil Rubbed Bronze
PN Polished Nickel **WH** White

Parts

Decorative Flange (pair)



Finish	Product Number	Price
PB	350-PB	\$ 104
CP	350-CP	\$ 94
BN	350-BN	\$ 110
PN	350-PN	\$ 120
ORB	350-ORB	\$ 117
MB	350-MB	\$ 107
WH	350-WH	\$ 108

Schedule C

Decorative flange requires use of ceiling support part #340 available.



Decorative Shower Rod Flange (pair)

BN	352-BN	\$ 39
CP	352-CP	\$ 33
MB	352-MB	\$ 35
ORB	352-ORB	\$ 42
PB	352-PB	\$ 39
PN	352-PN	\$ 39
WH	352-WH	\$ 35

Schedule C



Decorative Shower Rod Flange (pair)

BN	356-BN	\$ 44
CP	356-CP	\$ 39
MB	356-MB	\$ 41
ORB	356-ORB	\$ 48
PB	356-PB	\$ 44
PN	356-PN	\$ 44
WH	356-WH	\$ 41

Schedule C

Finish Code **BN** Brushed Nickel **CP** Polished Chrome **MB** Matte Black **ORB** Oil Rubbed Bronze **PB** Polished Brass **PN** Polished Nickel **WH** White

Parts

Decorative Flange (pair)



Finish	Product Number	Price
BN	354-BN	\$ 62
CP	354-CP	\$ 55
MB	354-MB	\$ 55
ORB	354-ORB	\$ 67
PB	354-PB	\$ 62
PN	354-PN	\$ 62
WH	354-WH	\$ 55

Schedule C

Adjustable Shower Rod Flange (pair)



BN	360-BN	\$ 24
CP	360-CP	\$ 21
MB	360-MB	\$ 21
ORB	360-ORB	\$ 28
PB	360-PB	\$ 24
PN	360-PN	\$ 24
WH	360-WH	\$ 21

Schedule C

Finish Code **BN** Brushed Nickel **PB** Polished Brass **CP** Polished Chrome **MB** Matte Black **ORB** Oil Rubbed Bronze **WH** White
PN Polished Nickel

Risers



Reach: 5½"

Shower Risers

Finish	Product Number	Description	Price
PB	185R-PB	50" Converto shower riser	\$ 102
CP	185R-CP	50" Converto shower riser	\$ 88
PB	199R-PB	56" Converto shower riser	\$ 109
CP	199R-CP	56" Converto shower riser	\$ 93
ORB	199R-ORB	56" Converto shower riser	\$ 116
PN	199R-PN	56" Converto shower riser	\$ 109
BN	199R-BN	56" Converto shower riser	\$ 109
PB	196R-PB	62" Converto shower riser	\$ 118
CP	196R-CP	62" Converto shower riser	\$ 62
MB	196R-MB	62" Converto shower riser	\$ 118
ORB	196R-ORB	62" Converto shower riser	\$ 155
PN	196R-PN	62" Converto shower riser	\$ 155
BN	196R-SN	62" Converto shower riser	\$ 118

Schedule C

All finishes except polished chrome are 2 pieces.
Requires use of ½" to ¾" face bushing part **#5518C**.

Finish Code **BN** Brushed Nickel **CP** Polished Chrome **MB** Matte Black **ORB** Oil Rubbed Bronze **PB** Polished Brass **PN** Polished Nickel

Showerheads



½ threaded connection


Draper Round Shower Head

- 304 Grade stainless steel
- Wall mount installation

Finish	Product Number	Description	Price
SB	5902-8-SB	8" Diameter	\$ 83
SP	5902-8-SP	8" Diameter	\$ 83
SB	5902-10-SB	10" Diameter	\$ 115
SP	5902-10-SP	10" Diameter	\$ 115
SB	5902-12-SB	12" Diameter	\$ 171
SP	5902-12-SP	12" Diameter	\$ 171
SB	5902-14-SB	14" Diameter	\$ 208
SP	5902-14-SP	14" Diameter	\$ 208
SB	5902-16-SB	16" Diameter	\$ 246
SP	5902-16-SP	16" Diameter	\$ 246

Schedule C

Flow rate: 2 GPM



½ threaded connection

Elia Square Shower Head

- 304 Grade stainless steel
- Wall mount installation

Finish	Product Number	Description	Price
SB	5900-8-SB	8" X 8"	\$ 77
SP	5900-8-SP	8" X 8"	\$ 77
SB	5900-10-SB	10" X 10"	\$ 108
SP	5900-10-SP	10" X 10"	\$ 108
SB	5900-12-SB	12" X 12"	\$ 165
SB	5900-14-SB	14" X 14"	\$ 203
SP	5900-14-SP	14" X 14"	\$ 203
SB	5900-16-SB	16" X 16"	\$ 240
SP	5900-16-SP	16" X 16"	\$ 240

Schedule C

Flow rate: 2 GPM

Finish Code **SB** Brushed Stainless **SP** Polished Stainless

Bath Accessories

Shower heads, bath caddies, shower seats
and stools

Showerheads



Seneca Rain Shower Head

- Solid brass
- Silicon nozzles

Finish	Product Number	Description	Price
PB	5800-6-PB	6" shower head	\$ 204
BN	5800-6-BN	6" shower head	\$ 162
PN	5800-6-PN	6" shower head	\$ 206
ORB	5800-6-ORB	6" shower head	\$ 206
PB	5800-8-PB	8" shower head	\$ 263
BN	5800-8-BN	8" shower head	\$ 211
PN	5800-8-PN	8" shower head	\$ 263
ORB	5800-8-ORB	8" shower head	\$ 263
PB	5800-10-PB	10" shower head	\$ 390
CP	5800-10-CP	10" shower head	\$ 244
BN	5800-10-BN	10" shower head	\$ 311
PN	5800-10-PN	10" shower head	\$ 390
ORB	5800-10-ORB	10" shower head	\$ 390
PB	5800-12-PB	12" shower head	\$ 535
CP	5800-12-CP	12" shower head	\$ 335
BN	5800-12-BN	12" shower head	\$ 394
PN	5800-12-PN	12" shower head	\$ 535
ORB	5800-12-ORB	12" shower head	\$ 535

Schedule B

Flow rate: 1.8 GPM



Diameter: 4¾"

Sprinkler Can Shower Head

- Solid brass

Finish	Product Number	Description	Price
PB	5591-PB	4¾" shower head	\$ 121
CP	5591-CP	4¾" shower head	\$ 115
BN	5591-SN	4¾" shower head	\$ 142

Schedule B

Flow rate: 2.21 GPM

Finish Code **BN** Brushed Nickel **CP** Polished Chrome **ORB** Oil Rubbed Bronze **PB** Polished Brass **PN** Polished Nickel

Showerheads



Diameter: 6¼"

Sunflower Shower Head

- Solid brass
- Porcelain outside

Finish	Product Number	Description	Price
PB	5590-PB	6¼" shower head	\$ 136
CP	5590-CP	6¼" shower head	\$ 129
BN	5590-SN	6¼" shower head	\$ 144
PN	5590-PN	6¼" shower head	\$ 142
MB	5590-MB	6¼" shower head	\$ 142
ORB	5590-ORB	6¼" shower head	\$ 148

Schedule B

Flow rate: 2.44 GPM



Diameter: 2¼"

Traditional Shower Head

- Solid brass

Finish	Product Number	Description	Price
PB	5592-PB	2¼" shower head	\$ 80
CP	5592-CP	2¼" shower head	\$ 80
BN	5592-SN	2¼" shower head	\$ 94
ORB	5592-ORB	2¼" shower head	\$ 129
PN	5592-PN	2¼" shower head	\$ 129

Schedule B

Flow rate: 2.5 GPM



Trapp Rain Shower Head

- Solid brass
- Silicon nozzles

Finish	Product Number	Description	Price
PB	5810-PB	4¼" shower head	\$ 119
BN	5810-BN	4¼" shower head	\$ 94
PN	5810-PN	4¼" shower head	\$ 119
ORB	5810-ORB	4¼" shower head	\$ 119

Schedule B

Flow rate: 1.8 GPM

Bath Accessories

Shower heads, bath caddies, shower
seats and stools

Shower Arms



½" IPS connection

Square Shower Arm with Flange

- Brass construction
- Wall mount installation

Finish	Product Number	Description	Price
CP	5700-12-CP	12" Length	\$ 116
ORB	5700-12-ORB	12" Length	\$ 162
PB	5700-12-PB	12" Length	\$ 162
PN	5700-12-PN	12" Length	\$ 162
ORB	5700-17-ORB	17" Length	\$ 174
PB	5700-17-PB	17" Length	\$ 174
PN	5700-17-PN	17" Length	\$ 174

Schedule C



½" IPS connection

Square Shower Arm with Flange

- Brass construction
- Ceiling mount installation

Finish	Product Number	Description	Price
CP	5702-12-CP	12" Length	\$ 116
ORB	5702-12-ORB	12" Length	\$ 162
PB	5702-12-PB	12" Length	\$ 162
PN	5702-12-PN	12" Length	\$ 162
ORB	5702-17-ORB	17" Length	\$ 174
PB	5702-17-PB	17" Length	\$ 174
PN	5702-17-PN	17" Length	\$ 174

Schedule C

Finish Code **BN** Brushed Nickel **CP** Polished Chrome **ORB** Oil Rubbed Bronze **PB** Polished Brass **PN** Polished Nickel

Shower Arms



½" IPS connection

Shower Arm with Flange

- Brass construction
- Ceiling mount installation

Finish	Product Number	Description	Price
BN	5706-10-BN	10" Length	\$ 95
CP	5706-10-CP	10" Length	\$ 80
ORB	5706-10-ORB	10" Length	\$ 118
PB	5706-10-PB	10" Length	\$ 118
PN	5706-10-PN	10" Length	\$ 118
BN	5706-17-BN	17" Length	\$ 98
CP	5706-17-CP	17" Length	\$ 83
ORB	5706-17-ORB	17" Length	\$ 122
PB	5706-17-PB	17" Length	\$ 122
PN	5706-17-PN	17" Length	\$ 122

Schedule C



½" IPS connection

Shower Arm with Flange

- Brass construction
- Wall mount installation

Finish	Product Number	Description	Price
BN	5708-12-BN	12" Length	\$ 81
CP	5708-12-CP	12" Length	\$ 67
ORB	5708-12-ORB	12" Length	\$ 100
PB	5708-12-PB	12" Length	\$ 100
PN	5708-12-PN	12" Length	\$ 100
BN	5708-17-BN	17" Length	\$ 95
CP	5708-17-CP	17" Length	\$ 80
ORB	5708-17-ORB	17" Length	\$ 118
PB	5708-17-PB	17" Length	\$ 118
PN	5708-17-PN	17" Length	\$ 118

Schedule C

Bath Accessories

Shower heads, bath caddies, shower
seats and stools

Shower Arms



1/2" IPS connection

Heavy Duty Offset Shower Arm with Flange

- Brass construction
- Wall mount installation

Finish	Product Number	Description	Price
BN	5690-BN	8 3/4" with 8 1/4" extension from wall	\$ 62
CP	5690-CP	8 3/4" with 8 1/4" extension from wall	\$ 54
ORB	5690-ORB	8 3/4" with 8 1/4" extension from wall	\$ 67
PB	5690-PB	8 3/4" with 8 1/4" extension from wall	\$ 67
PN	5690-PN	8 3/4" with 8 1/4" extension from wall	\$ 62
BN	5691-BN	11" with 8 1/2" extension from wall	\$ 52
CP	5691-CP	11" with 8 1/2" extension from wall	\$ 46
ORB	5691-ORB	11" with 8 1/2" extension from wall	\$ 58
PB	5691-PB	11" with 8 1/2" extension from wall	\$ 58
PN	5691-PN	11" with 8 1/2" extension from wall	\$ 62

Schedule C



1/2" NPT connection

Heavy Duty Standard Shower Arm with Flange

- Brass construction
- Wall mount installation

Finish	Product Number	Description	Price
BN	5692-BN	8" Length	\$ 33
CP	5692-CP	8" Length	\$ 29
ORB	5692-ORB	8" Length	\$ 41
PB	5692-PB	8" Length	\$ 41
PN	5692-PN	8" Length	\$ 33
BN	5693-BN	12" Length	\$ 51
CP	5693-CP	12" Length	\$ 40
ORB	5693-ORB	12" Length	\$ 56
PB	5693-PB	12" Length	\$ 56
PN	5693-PN	12" Length	\$ 51

Schedule C

Finish Code **BN** Brushed Nickel **CP** Polished Chrome **ORB** Oil Rubbed Bronze **PB** Polished Brass **PN** Polished Nickel

Shower Arms



1/2" IPS connection

Vintage Shower Arm with Flange

- Brass construction
- Wall mount installation

Finish	Product Number	Description	Price
BN	5710-17-BN	17" Length	\$ 103
CP	5710-17-CP	17" Length	\$ 85
ORB	5710-17-ORB	17" Length	\$ 121
PB	5710-17-PB	17" Length	\$ 128
PN	5710-17-PN	17" Length	\$ 128

Schedule B



Adjustable Shower Arm

- Brass construction
- Wall mount installation

Finish	Product Number	Description	Price
BN	5632-BN	10" Length	\$ 60
CP	5632-CP	10" Length	\$ 49
ORB	5632-ORB	10" Length	\$ 64
PB	5632-PB	10" Length	\$ 64
PN	5632-PN	10" Length	\$ 60

Schedule B

Bath Accessories

Shower heads, bath caddies, shower seats and stools

Bath Caddies



L 6½"
W 6⅝"
H 4⅞"

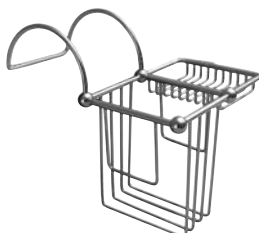
Bath Caddy for Shower Riser

- Solid brass

Finish	Product Number	Price
CP	BC2000-CP	\$ 114
SN	BC2000-BN	\$ 134
ORB	BC2000-ORB	\$ 150
PN	BC2000-PN	\$ 134

Schedule C

Compatible with 1/2" IPS or 5/8" OD riser tubing.



L 6⅝"
W 8¼"
H 7"

Bath Supply Basket for Tub Rim

- Solid brass
- Hangs conveniently on tub rim

Finish	Product Number	Price
SN	BC2004-BN	\$ 148
CP	BC2004-CP	\$ 126
PN	BC2004-PN	\$ 148

Schedule C

Designed to hang over tub rim.



L Adjustable 28⅞" - 38"

W 7¾"

Large basket: 7¾" x 7½"

Small baskets: 3½" x 7½"

38" Tub Caddy

- Solid brass construction
- 3 Separate basket style compartments

Finish	Product Number	Price
CP	BC2038-CP	\$ 231
ORB	BC2038-ORB	\$ 268

Schedule C

Designed to rest over tub rims.

Finish Code **CP** Polished Chrome **ORB** Oil Rubbed Bronze **PN** Polished Nickel **SN** Brushed Nickel

Bath Caddies



W 11 $\frac{3}{4}$ "
H 3"

Teak Tub Caddy Tray

- Teak construction
- Natural unsealed finish

	Product Number	Description	Price
	BC2022	30" long	\$ 185
	BC2024	33" long	\$ 195

Schedule B

Designed to rest over tub rims.



L 31 $\frac{5}{8}$ "
W 11 $\frac{3}{4}$ "
H 3"

Teak Tub Caddy Shelf

- Teak construction
- Natural unsealed finish

	Product Number	Price
	BC2026	\$ 168

Schedule C

Designed to rest over tub rims.



L 32"
W 9 $\frac{1}{4}$ "
H 1"

Universal Acrylic Tub Caddy

- Acrylic construction
- Rectangular tray

	Product Number	Price
WH	BC2046-WH	\$ 109

Schedule C

Designed to rest over tub rims.

Shower Seats



L 13¾"
W 13¾"

Wall Mounted Shower Seat

- Durable plastic construction
- Anti-slip surface
- Folds up when not in use
- Maximum weight capacity 350 lb.

	Product Number	Price
WH	6183-WH	\$ 127

Schedule C



L 12¾"
W 12¾"

Wall Mounted Shower Seat

- Durable plastic construction
- Anti-slip surface
- Folds up when not in use
- Maximum weight capacity 285 lb.

	Product Number	Price
WH	6189-WH	\$ 84

Schedule C



L 18¾"
W 15½"

Wall Mounted Shower Seat

- Durable plastic construction
- Anti-slip surface
- Folds down legs for added support
- Maximum weight capacity 350 lb.

	Product Number	Price
WH	6191-WH	\$ 171

Schedule C



L 13¾"
W 13¾"

Wall Mounted Shower Seat

- Durable plastic construction
- Anti-slip surface
- Fold down legs for added support
- Maximum weight capacity 350 lb.

	Product Number	Price
WH	6193-WH	\$ 165

Schedule C

Finish Code WH White

Shower Seats



W 15"
D 12½"

Wall Mounted Teak Shower Seat

- Natural teak seat
- Stainless steel mounting bracket
- Folds up when not in use
- Maximum weight capacity 396 lb.

	Product Number	Price
CP	6105-CP	\$ 195

Schedule C



W 15¼"
D 13"

Wall Mounted Teak Shower Seat

- Natural teak seat
- Mounting hardware included
- Folds up when not in use
- Maximum weight capacity 350 lb.

	Product Number	Price
BN	6113-BN	\$ 265
CP	6113-CP	\$ 265
ORB	6113-ORB	\$ 278

Schedule C

Finish Code **BN** Brushed Nickel **CP** Polished Chrome **ORB** Oil Rubbed Bronze

Bath Accessories

Shower heads, bath caddies, shower seats
and stools

Shower Seats



W 15"
D 13 $\frac{3}{8}$ "

Wall Mounted Shower Seat

- Bullet wood construction
- Folds up when not in use
- Stainless steel mounting bracket
- Maximum weight capacity 397 lb.

	Product Number	Price
	6112	\$ 136

Schedule C



W 17 $\frac{3}{8}$ "
D 15"

Wall Mounted Teak Shower Seat

- Natural teak construction
- Folds up when not in use
- Aluminum frame
- Maximum weight capacity 331 lb.

	Product Number	Price
	6119	\$ 329

Schedule C



W 35 $\frac{3}{8}$ "
D 12 $\frac{3}{8}$ "

Wall Mounted Teak Shower Seat

- Natural teak seat
- Folds up when not in use
- Stainless steel mounting bracket
- Maximum weight capacity 350 lb.

	Product Number	Price
SP	6115-SP	\$ 362

Schedule C

Finish Code **SP** Polished Stainless

Shower Seats



W 15"
D 13"
H 17¼"

Wall Mounted Teak Shower Seat

- Natural teak seat
- Stainless steel mounting hardware
- Fold down legs for added support
- Maximum weight capacity 440 lb.

	Product Number	Price
SP	6121-SP	\$ 196
Schedule C		



L 18⅞"
W 18⅞"
H 15⅞" to 20½"

Wall Mounted Teak Shower Seat

- Rubber woods seat
- Stainless steel mounting hardware
- Fold down legs for added support
- Maximum weight capacity 440 lb.

	Product Number	Price
	6122	\$ 343
Schedule C		

Bath Accessories

Shower heads, bath caddies, shower seats and stools

Shower Seats



W 16½"
D 9"
H 17¾"

Resin Shower Stool

- Durable resin seat
- Use in or out of shower
- Maximum weight capacity 330 lb
- Curved comfort seat

	Product Number	Description	Price
WH	6216-GL	Gloss finish	\$ 515
WH	6216-MT	Matte finish	\$ 389

Schedule B



W 16¾"
D 10"
H 17"

Resin Shower Stool

- Durable resin seat
- Use in or out of shower
- Maximum weight capacity 330 lb

	Product Number	Description	Price
WH	6223-GL	Gloss finish	\$ 515
WH	6223-MT	Matte finish	\$ 389

Schedule B



W 16½"
D 9"
H 16¾"

Resin Shower Stool

- Durable resin seat
- Use in or out of shower
- Maximum weight capacity 330 lb

	Product Number	Description	Price
WH	6218-GL	Gloss finish	\$ 515
WH	6218-MT	Matte finish	\$ 389

Schedule B

Finish Code **WH** White

Shower Stools and Bath Steps



W 15 $\frac{3}{4}$ "
D 10 $\frac{5}{8}$ "
H 17"

Resin Shower Stool

- Durable resin seat
- Use in or out of shower
- Maximum weight capacity 250 lb

	Product Number	Description	Price
WH	6243-GL	Gloss finish	\$ 546
WH	6243-MT	Matte finish	\$ 499

Schedule B




W 15 $\frac{1}{8}$ "
D 9"
H 17"

Resin Shower Stool

- Durable resin seat
- Use in or out of shower
- Curved comfort seat
- Maximum weight capacity 250 lb.

	Product Number	Description	Price
WH	6215-GL	Gloss finish	\$ 569
WH	6215-MT	Matte finish	\$ 514

Schedule B



W 14"
D 16"
H 13 $\frac{1}{4}$ "

Hammered Copper Steps

- 16 gauge metal
- Maximum weight capacity 275 lb
- Hammered finish

Color	Product Number	Price
AC	COSTP-SQ-AC	\$ 627

Schedule B

Finish Code **WH** White **AC** Hammered Antique Copper

Shower Stools



Bamboo Shower Stool

- Natural bamboo seat
- Slatted seat for drainage
- Maximum weight capacity 300 lb.

	Product Number	Price
	6220	\$ 409
Schedule C		



Teak Shower Stool

- Natural teak seat
- Slatted seat for drainage
- Convenient shelf below seat
- Maximum weight capacity 330 lb.

	Product Number	Price
	6132	\$454
Schedule C		

Outdoor Showers



W 8"
D 23½"
H 35½"

Wall-Mount Outdoor Shower

- Stainless steel
- Rainfall shower head

	Product Number	Price
SB	OSH104-SB	\$ 576

Schedule C



W 7⅞"
D 23⅝"
H 52"

Wall-Mount Outdoor Shower

- Stainless steel
- Rainfall shower head

	Product Number	Price
SB	OSH106-SB	\$ 640

Schedule C

Finish Code SB Brushed Stainless Steel

Bath Accessories

Shower heads, bath caddies, shower seats
and stools

Bath Accessories

W 15 $\frac{3}{4}$ "

D 11 $\frac{1}{2}$ "

H 39 $\frac{3}{8}$ "



Bamboo Towel Rack

- Natural bamboo construction
- 3 Towel bars
- Freestanding design
- Slatted shelf


	Product Number	Price
	TRK500	\$ 362

Schedule C

W 25 $\frac{1}{4}$ "

D 9 $\frac{7}{8}$ "

H 7 $\frac{7}{8}$ "



Bamboo Towel Rack

- Natural bamboo construction
- 2 Towel bars
- Wall hung design
- Mounting hardware included

	Product Number	Price
	TRK502	\$ 472

Schedule C

W 11 $\frac{7}{8}$ "

D 11 $\frac{7}{8}$ "

H 27 $\frac{5}{8}$ "



Bamboo Towel Rack

- Natural bamboo construction
- 3 Slatted shelves
- Freestanding design

	Product Number	Price
	TRK504	\$ 401

Schedule C

W 15"

D 2"

H 65"



Bamboo Towel Rack

- Natural bamboo construction
- 5 Towel bars
- Freestanding design

	Product Number	Price
	TRK506	\$ 691

Schedule C

Bath Accessories

L 12"
W 4 $\frac{3}{8}$ "



Tub Pillow

- Comfortable gel
- Secured with washable adhesive

	Product Number	Price
BL	7992-BL	\$ 134

Schedule C

Thickest point of pillow is 1" at top.

L 9 $\frac{7}{8}$ "
W 7"



Tub Pillow

- Comfortable gel
- Secured with washable adhesive

	Product Number	Price
BL	7993-BL	\$ 148

Schedule C

Thickest point of pillow is 1" at top.

Diameter 3 $\frac{1}{2}$ "
H $\frac{7}{8}$ "



Tub Foot Coasters

- Solid brass
- Set of 4

Finish	Product Number	Price
ABN	7997-ABN	\$ 148
BN	7997-BN	\$ 148
PN	7997-PN	\$ 148

Schedule C

Not for use with Lion Paw Feet.



Tub Foot Leveler

- Stainless steel construction
- Sold in sets of 4
- Designed for cast iron feet
- Padded bottom

	Product Number	Price
CI-FL-SS		\$ 139

Schedule C

Swivels to ease leveling of cast iron tubs with feet.

Not for use with Lion Paw Feet.

Finish Code **ABN** Antique Brushed Nickel **BN** Brushed Nickel **BL** Black **PN** Polished Nickel

Item No	Page	Item No	Page	Item No	Page
150CS-CP.....	224	300-PB.....	227	350-BN.....	228
150CS-ORB.....	224	300-PN.....	227	350-CP.....	228
150CS-PB.....	224	300-AB.....	227	350-ORB.....	228
150CS-PN.....	224	300-MB.....	227	350-PB.....	228
150CS-SN.....	224	300-WH.....	227	350-PN.....	228
150F-CP.....	227	310-SN.....	227	352-BN.....	228
150F-ORB.....	227	310-CP.....	227	352-CP.....	228
150F-PB.....	227	310-ORB.....	227	352-MB.....	228
150F-PN.....	227	310-PB.....	227	352-ORB.....	228
150F-SN.....	227	310-PN.....	227	352-PB.....	228
150LCS-CP.....	224	310-AB.....	227	352-PN.....	228
150LCS-ORB.....	224	310-MB.....	227	352-WH.....	228
150LCS-PB.....	224	310-WH.....	227	354-BN.....	229
150LCS-PN.....	224	331-BN.....	226	354-CP.....	229
150LCS-SN.....	224	331-CP.....	226	354-MB.....	229
152L-CP.....	225	331-ORB.....	226	354-ORB.....	229
152L-ORB.....	225	331-PB.....	226	354-PB.....	229
152L-PB.....	225	331-PN.....	226	354-PN.....	229
152L-PN.....	225	336-BN.....	225	354-WH.....	229
152L-SN.....	225	336-CP.....	225	356-BN.....	228
185-S-CP.....	156,222	336-ORB.....	225	356-CP.....	228
185-S-PB.....	156,222	336-PB.....	225	356-MB.....	228
185R-CP.....	193,230	336-PN.....	225	356-ORB.....	228
185R-PB.....	193,230	340-28-BN.....	223	356-PB.....	228
191-S-BN.....	156,221	340-28-CP.....	223	356-PN.....	228
191-S-CP.....	156,221	340-28-PB.....	223	356-WH.....	228
191-S-ORB.....	156,221	340-36-CP.....	223	360-BN.....	229
191-S-PB.....	156,221	340-36-ORB.....	223	360-CP.....	229
191-S-PN.....	156,221	340-36-PB.....	223	360-MB.....	229
195-S-BN.....	155,222	340-36-PN.....	223	360-ORB.....	229
195-S-CP.....	155,222	340-36-SN.....	223	360-PB.....	229
195-S-ORB.....	155,222	340-42-BN.....	223	360-PN.....	229
195-S-PB.....	155,222	340-42-CP.....	223	360-WH.....	229
195-S-PN.....	155,222	340-42-OR.....	223	4000-PL-CP.....	152
196R-CP.....	193,230	340-42-PB.....	223	4000-PL-ORB.....	152
196R-ORB.....	193,230	340-42-PN.....	223	4000-PL-PB.....	152
196R-PB.....	193,230	340-48-CP.....	223	4000-PL-SN.....	152
196R-PN.....	193,230	340-48-PB.....	223	4001-PL-CP.....	150
196R-SN.....	193,230	340E-BN.....	226	4010-PL-CP.....	153,220
199R-BN.....	193,230	340E-CP.....	226	4010-PL-ORB.....	153,220
199R-CP.....	193,230	340E-ORB.....	226	4010-PL-PB.....	153,220
199R-ORB.....	193,230	340E-PB.....	226	4010-PL-SN.....	153,220
199R-PB.....	193,230	340E-PN.....	226	4011-PL-CP.....	153,220
199R-PN.....	193,230	340F-BN.....	227	4011-PL-ORB.....	153,220
205-S-CP.....	155,222	340F-CP.....	227	4011-PL-PB.....	153,220
300-BN.....	227	340F-ORB.....	227	4011-PL-PN.....	153,220
300-CP.....	227	340F-PB.....	227	4011-PL-SN.....	153,220
300-ORB.....	227	340F-PN.....	227	4012-PL-CP.....	152,221

Index by Part Number



Item No	Page	Item No	Page	Item No	Page
4012-PL-PB.....	152,221	4046-ML-ORB.....	168,216	4064-ML-CP.....	170,219
4013-PL-CP.....	150,221	4046-ML-PB.....	168,216	4064-ML-MB.....	170,219
4020-PL-CP.....	157	4046-ML-PN.....	168,216	4064-ML-ORB.....	170,219
4022-PL-CP.....	158	4046-ML2-BN.....	168,216	4064-ML-PB.....	170,219
4022-PL-ORB.....	158	4046-ML2-CP.....	168,216	4064-ML-PN.....	170,219
4022-PL-PB.....	158	4046-ML2-MB.....	168,216	4064-ML2-BN.....	170,219
4022-PL-PN.....	158	4046-ML2-ORB.....	168,216	4064-ML2-CP.....	170,219
4022-PL-SN.....	158	4046-ML2-PB.....	168,216	4064-ML2-MB.....	170,219
4023-PL-BN.....	150,217	4046-ML2-PN.....	168,216	4064-ML2-ORB.....	170,219
4023-PL-CP.....	150,217	4050-MC-CP.....	154	4064-ML2-PB.....	170,219
4024-PL-CP.....	152,217	4050-MC-PB.....	154	4064-ML2-PN.....	170,219
4024-PL-ORB.....	152,217	4050-MC-PN.....	154	4065-MC-BN.....	214
4024-PL-PB.....	152,217	4050-MC-SN.....	154	4065-MC-CP.....	214
4024-PL-PN.....	152,217	4051-PL-CP.....	154	4065-MC-ORB.....	214
4024-PL-SN.....	152,217	4051-PL-PB.....	154	4065-MC-PB.....	214
4025-PL-CP.....	158	4052-PL-CP.....	154	4065-MC-PN.....	214
4025-PL-ORB.....	158	4052-PL-PB.....	154	4065-ML-BN.....	214
4025-PL-PB.....	158	4052-PL-PN.....	154	4065-ML-CP.....	214
4025-PL-PN.....	158	4052-PL-SN.....	154	4065-ML-ORB.....	214
4025-PL-SN.....	158	4062-MC-BN.....	169,218	4065-ML-PB.....	214
4030-PL-CP.....	151,220	4062-MC-CP.....	169,218	4065-ML-PN.....	214
4031-PL-CP.....	151,220	4062-MC-MB.....	169,218	4065-ML2-BN.....	214
4035-ML-BN.....	155	4062-MC-ORB.....	169,218	4065-ML2-CP.....	214
4035-ML-CP.....	155	4062-MC-PB.....	169,218	4065-ML2-ORB.....	214
4035-ML-ORB.....	155	4062-MC-PN.....	169,218	4065-ML2-PB.....	214
4035-ML-PB.....	155	4062-PL-BN.....	169,218	4065-ML2-PN.....	214
4035-ML-PN.....	155	4062-PL-CP.....	169,218	4072-PL-CP.....	151
4045-MC-BN.....	167,215	4062-PL-MB.....	169,218	4073-PL-CP.....	153
4045-MC-CP.....	167,215	4062-PL-ORB.....	169,218	4073-PL-ORB.....	153
4045-MC-MB.....	167,215	4062-PL-PB.....	169,218	4073-PL-PB.....	153
4045-MC-ORB.....	167,215	4062-PL-PN.....	169,218	4073-PL-PN.....	153
4045-MC-PB.....	167,215	4063-MC-BN.....	214	4073-PL-SN.....	153
4045-MC-PN.....	167,215	4063-MC-CP.....	214	4100-36-AB.....	198
4045-PL-BN.....	167,215	4063-MC-ORB.....	214	4100-36-BN.....	198
4045-PL-CP.....	167,215	4063-MC-PB.....	214	4100-36-CP.....	198
4045-PL-MB.....	167,215	4063-MC-PN.....	214	4100-36-MB.....	198
4045-PL-ORB.....	167,215	4063-PL-BN.....	214	4100-36-ORB.....	198
4045-PL-PB.....	167,215	4063-PL-CP.....	214	4100-36-PB.....	198
4045-PL-PN.....	167,215	4063-PL-ORB.....	214	4100-36-PN.....	198
4046-MC-BN.....	168,216	4063-PL-PB.....	214	4100-36-WH.....	198
4046-MC-CP.....	168,216	4063-PL-PN.....	214	4100-48-AB.....	198
4046-MC-MB.....	168,216	4064-MC-BN.....	170,219	4100-48-BN.....	198
4046-MC-ORB.....	168,216	4064-MC-CP.....	170,219	4100-48-MB.....	198
4046-MC-PB.....	168,216	4064-MC-MB.....	170,219	4100-48-CP.....	198
4046-MC-PN.....	168,216	4064-MC-ORB.....	170,219	4100-48-ORB.....	198
4046-ML-BN.....	168,216	4064-MC-PB.....	170,219	4100-48-PB.....	198
4046-ML-CP.....	168,216	4064-MC-PN.....	170,219	4100-48-PN.....	198
4046-ML-MB.....	168,216	4064-ML-BN.....	170,219	4100-48-WH.....	198

Item No	Page	Item No	Page	Item No	Page
4100-60-AB.....	198	4117-72-CP.....	202	4123-66-ORB.....	204
4100-60-CP.....	198	4117-72-ORB.....	202	4123-66-PB.....	204
4100-60-ORB.....	198	4117-72-PB.....	202	4123-66-PN.....	204
4100-60-MB.....	198	4117-72-PN.....	202	4123-72-BN.....	204
4100-60-PB.....	198	4118-30-BN.....	202	4123-72-CP.....	204
4100-60-PN.....	198	4118-30-CP.....	202	4123-72-ORB.....	204
4100-60-SN.....	198	4118-30-ORB.....	202	4123-72-PB.....	204
4100-60-WH.....	198	4118-30-PB.....	202	4123-72-PN.....	204
4100-72-AB.....	198	4118-30-PN.....	202	4123-78-BN.....	204
4100-72-SN.....	198	4118-60-BN.....	202	4123-78-CP.....	204
4100-72-CP.....	198	4118-60-CP.....	202	4123-78-ORB.....	204
4100-72-MB.....	198	4118-60-ORB.....	202	4123-78-PB.....	204
4100-72-ORB.....	199	4118-60-PB.....	202	4123-78-PN.....	204
4100-72-PB.....	199	4118-60-PN.....	202	4124-CP.....	213
4100-72-PN.....	199	4119-66-BN.....	203	4140-48-CP.....	207
4100-72-WH.....	199	4119-66-CP.....	203	4140-48-PB.....	207
4100-84-AB.....	199	4119-66-ORB.....	203	4140-54-CP.....	207
4100-84-CP.....	199	4119-66-PB.....	203	4140-54-PB.....	207
4100-84-ORB.....	199	4119-66-PN.....	203	4140-60-CP.....	207
4100-84-MB.....	199	4120-60-CP.....	205	4140-60-PB.....	207
4100-84-PB.....	199	4120-60-PB.....	205	4141-30-BN.....	207
4100-84-PN.....	199	4120-72-CP.....	205	4141-30-CP.....	207
4100-84-SN.....	199	4120-72-PB.....	205	4143-48-BN.....	213
4100-84-WH.....	199	4121-60-CP.....	203	4143-48-CP.....	213
4100-96-AB.....	199	4121-60-ORB.....	203	4144-48-BN.....	213
4100-96-BN.....	199	4121-60-PB.....	203	4144-48-CP.....	213
4100-96-CP.....	199	4121-60-PN.....	203	4144-48-PB.....	213
4100-96-MB.....	199	4121-60-SN.....	203	4144-48-PN.....	213
4100-96-ORB.....	199	4121-66-CP.....	203	4145-48-BN.....	206
4100-96-PB.....	199	4121-66-ORB.....	203	4145-48-CP.....	206
4100-96-PN.....	199	4121-66-PB.....	203	4145-48-ORB.....	206
4100-96-WH.....	199	4121-66-PN.....	203	4145-48-PB.....	206
4100-108-AB.....	199	4121-66-SN.....	203	4145-48-PN.....	206
4100-108-PB.....	199	4122-CP.....	212	4145-54-CP.....	206
4100-108-CP.....	199	4122-PB.....	212	4145-54-ORB.....	206
4100-108-MB.....	199	4122-SN.....	212	4145-54-PB.....	206
4100-108-BN.....	199	4123-48-BN.....	204	4145-54-PN.....	206
4100-108-PN.....	199	4123-48-CP.....	204	4145-54-SN.....	206
4100-108-ORB.....	199	4123-48-ORB.....	204	4145-60-BN.....	206
4100-108-WH.....	199	4123-48-PB.....	204	4145-60-CP.....	206
4110-60-CP.....	207	4123-48-PN.....	204	4145-60-ORB.....	206
4110-66-CP.....	207	4123-60-BN.....	204	4145-60-PB.....	206
4117-36-BN.....	202	4123-60-CP.....	204	4145-60-PN.....	206
4117-36-CP.....	202	4123-60-ORB.....	204	4150-48-CP.....	205
4117-36-ORB.....	202	4123-60-PB.....	204	4150-48-ORB.....	205
4117-36-PB.....	202	4123-60-PN.....	204	4150-48-PB.....	205
4117-36-PN.....	202	4123-66-BN.....	204	4150-48-PN.....	205
4117-72-BN.....	202	4123-66-CP.....	204	4150-48-SN.....	205

Index by Part Number



Item No	Page	Item No	Page	Item No	Page
4150-54-CP.....	205	4191-48-CP.....	212	4195WS-PN.....	193,224
4150-54-PB.....	205	4191-48-ORB.....	212	4195WS-SN.....	193,224
4150-54-SN.....	205	4191-48-PB.....	212	4198-48-BN.....	211
4150CT-CP.....	225	4191-48-PN.....	212	4198-48-CP.....	211
4150CT-ORB.....	225	4191-54-BN.....	212	4198-48-ORB.....	211
4150CT-PB.....	225	4191-54-CP.....	212	4198-48-PB.....	211
4150CT-PN.....	225	4191-54-ORB.....	212	4198-48-PN.....	211
4150CT-SN.....	225	4191-54-PB.....	212	4198-54-BN.....	211
4150WS-CP.....	224	4191-54-PN.....	212	4198-54-CP.....	211
4150WS-ORB.....	224	4191-60-BN.....	212	4198-54-ORB.....	211
4150WS-PB.....	224	4191-60-CP.....	212	4198-54-PB.....	211
4150WS-PN.....	224	4191-60-ORB.....	212	4198-54-PN.....	211
4150WS-SN.....	224	4191-60-PB.....	212	4199-BN.....	156,221
4150WT-CP.....	225	4191-60-PN.....	212	4199-CP.....	156,221
4150WT-ORB.....	225	4192-48-BN.....	210	4199-ORB.....	156,221
4150WT-PB.....	225	4192-48-CP.....	210	4199-PB.....	156,221
4150WT-PN.....	225	4192-48-ORB.....	210	4199-PN.....	156,221
4150WT-SN.....	225	4192-48-PB.....	210	4201-MC-PN.....	164
4152-48-CP.....	205	4192-48-PN.....	210	4202-MC-ORB.....	157
4152-48-ORB.....	205	4192-54-BN.....	210	4205-CP.....	157
4152-48-PB.....	205	4192-54-CP.....	210	4501-CP.....	194
4152-48-PN.....	205	4192-54-ORB.....	210	4501-MB.....	194
4152-48-SN.....	205	4192-54-PB.....	210	4501-ORB.....	194
4152-54-CP.....	205	4192-54-PN.....	210	4501-PB.....	194
4152-54-PB.....	205	4193-48-BN.....	211	4501-PN.....	194
4152-54-SN.....	205	4193-48-CP.....	211	4501-SN.....	194
4152WS-CP.....	224	4193-48-ORB.....	211	4501D-BN.....	195
4152WS-ORB.....	224	4193-48-PB.....	211	4501D-CP.....	195
4152WS-PB.....	224	4193-48-PN.....	211	4501D-ORB.....	195
4152WS-PN.....	224	4193-54-BN.....	211	4501D-PB.....	195
4152WS-SN.....	224	4193-54-CP.....	211	4501D-PN.....	195
4156-36-CP.....	206	4193-54-ORB.....	211	4502-PL-CP.....	186
4157-30-CP.....	206	4193-54-PB.....	211	4502-PL-MB.....	186
4185-CP.....	156,222	4193-54-PN.....	211	4502-PL-ORB.....	186
4185-PB.....	156,222	4193-60-BN.....	211	4502-PL-PB.....	186
4185WS-CP.....	193,224	4193-60-CP.....	211	4502-PL-PN.....	186
4185WS-PB.....	193,224	4193-60-ORB.....	211	4502-PL-SN.....	186
4190-48-BN.....	210	4193-60-PB.....	211	4502L-CP.....	186
4190-48-CP.....	210	4193-60-PN.....	211	4502L-PB.....	186
4190-48-ORB.....	210	4195-BN.....	155,222	4502L-SN.....	186
4190-48-PB.....	210	4195-CP.....	155,222	4502MC-31-BN.....	187
4190-48-PN.....	210	4195-ORB.....	155,222	4502MC-31-CP.....	187
4190-54-BN.....	210	4195-PB.....	155,222	4502MC-31-MB.....	187
4190-54-CP.....	210	4195-PN.....	155,222	4502MC-31-ORB.....	187
4190-54-PB.....	210	4195WS-CP.....	193,224	4502MC-31-PB.....	187
4190-54-PN.....	210	4195WS-MB.....	193,224	4502MC-34-BN.....	187
4190-54-ORB.....	210	4195WS-ORB.....	193,224	4502MC-34-CP.....	187
4191-48-BN.....	212	4195WS-PB.....	193,224	4502MC-34-MB.....	187

Item No	Page	Item No	Page	Item No	Page
4502MC-34-ORB.....	187	4508-ORB.....	196	4604-MC-ORB.....	162
4502MC-34-PB.....	187	4508-PB.....	196	4604-MC-PB.....	162
4502MC-34-PN.....	187	4508-PN.....	196	4604-MC-PN.....	162
4502MC-37-BN.....	187	4601-MC-CP.....	165	4604-ML-BN.....	162
4502MC-37-CP.....	187	4601-MC-MB.....	165	4604-ML-CP.....	162
4502MC-37-MB.....	187	4601-MC-ORB.....	165	4604-ML-MB.....	162
4502MC-37-ORB.....	187	4601-MC-PB.....	165	4604-ML-ORB.....	162
4502MC-37-PB.....	187	4601-MC-PN.....	165	4604-ML-PB.....	162
4502SUP-BN.....	186	4601-MC-SN.....	165	4604-ML-PN.....	162
4502SUP-CP.....	186	4601-PL-CP.....	165	4604-ML2-BN.....	162
4502SUP-ORB.....	186	4601-PL-MB.....	165	4604-ML2-CP.....	162
4502SUP-PB.....	186	4601-PL-ORB.....	165	4604-ML2-MB.....	162
4502SUP-PN.....	186	4601-PL-PB.....	165	4604-ML2-ORB.....	162
4503-CP.....	196	4601-PL-PN.....	165	4604-ML2-PB.....	162
4503-MB.....	196	4601-PL-SN.....	165	4604-ML2-PN.....	162
4503-ORB.....	196	4602-MC-CP.....	161	4607-MC-BN.....	184
4503-PB.....	196	4602-MC-MB.....	161	4607-MC-CP.....	184
4503-PN.....	196	4602-MC-ORB.....	161	4607-MC-ORB.....	184
4503-SN.....	196	4602-MC-PB.....	161	4608-MC-BN.....	172
4504-BN.....	197	4602-MC-PN.....	161	4608-MC-CP.....	172
4504-CP.....	197	4602-MC-SN.....	161	4608-MC-ORB.....	172
4504-ORB.....	197	4602-PL-CP.....	161	4609-MC-BN.....	172
4504-PB.....	197	4602-PL-MB.....	161	4609-MC-CP.....	172
4505EX-BN.....	197	4602-PL-ORB.....	161	4609-MC-ORB.....	172
4505EX-CP.....	197	4602-PL-PB.....	161	4610-MC-BN.....	159
4505EX-ORB.....	197	4602-PL-PN.....	161	4610-MC-CP.....	159
4505EX-PB.....	197	4602-PL-SN.....	161	4610-MC-ORB.....	159
4505EX-PN.....	197	4603-MC-BN.....	166	4611-MC-BN.....	184
4505L-BN.....	195	4603-MC-CP.....	166	4611-MC-ORB.....	184
4505L-CP.....	195	4603-MC-MB.....	166	4611-MC-ORB.....	184
4505L-ORB.....	195	4603-MC-ORB.....	166	4612-MC-BN.....	171
4505S-BN.....	195	4603-MC-PB.....	166	4612-MC-CP.....	171
4505S-CP.....	195	4603-MC-PN.....	166	4612-MC-ORB.....	171
4505S-ORB.....	195	4603-ML-BN.....	166	4613-MC-BN.....	171
4505S-PB.....	195	4603-ML-CP.....	166	4613-MC-CP.....	171
4505S-PN.....	195	4603-ML-MB.....	166	4613-MC-ORB.....	171
4506-BN.....	195	4603-ML-ORB.....	166	4614-MC-BN.....	159
4506-CP.....	195	4603-ML-PB.....	166	4614-MC-CP.....	159
4506-ORB.....	195	4603-ML-PN.....	166	4614-MC-ORB.....	159
4506-PB.....	195	4603-ML2-BN.....	166	4802-MC-BN.....	163
4506-PN.....	195	4603-ML2-CP.....	166	4802-MC-CP.....	163
4507-BN.....	196	4603-ML2-MB.....	166	4802-MC-ORB.....	163
4507-CP.....	196	4603-ML2-ORB.....	166	4802-MC-PB.....	163
4507-ORB.....	196	4603-ML2-PB.....	166	4802-MC-PN.....	163
4507-PB.....	196	4603-ML2-PN.....	166	4802-PL-BN.....	163
4507-PN.....	196	4604-MC-BN.....	162	4802-PL-CP.....	163
4508-BN.....	196	4604-MC-CP.....	162	4802-PL-ORB.....	163
4508-CP.....	196	4604-MC-MB.....	162	4802-PL-PB.....	163

Index by Part Number



Item No	Page	Item No	Page	Item No	Page
4802-PL-PN.....	163	5591-SN.....	232	5599HD-24-ORB.....	189
4804-MC-BN.....	163	5592-CP.....	233	5599HD-36-CP.....	189
4804-MC-CP.....	163	5592-ORB.....	233	5599HD-36-PB.....	189
4804-MC-ORB.....	163	5592-PB.....	233	5599HD-36-PN.....	189
4804-MC-PB.....	163	5592-PN.....	233	5599HD-36-BN.....	189
4804-MC-PN.....	163	5592-SN.....	233	5599HD-36-ORB.....	189
4804-ML-BN.....	163	5598-ITD.....	192	5599LT-BN.....	190
4804-ML-CP.....	163	5598LT-BN.....	192	5599LT-CP.....	190
4804-ML-ORB.....	163	5598LT-CP.....	192	5599LT-ORB.....	190
4804-ML-PB.....	163	5598LT-ORB.....	192	5599LT-PB.....	190
4804-ML-PN.....	163	5598LT-PB.....	192	5599LT-PN.....	190
4804-ML2-BN.....	163	5598LT-PN.....	192	5599PD-BN.....	189
4804-ML2-CP.....	163	5598PB-BN.....	192	5599PD-CP.....	189
4804-ML2-ORB.....	163	5598PB-CP.....	192	5599PD-MB.....	189
4804-ML2-PB.....	163	5598PB-ORB.....	192	5599PD-ORB.....	189
4804-ML2-PN.....	163	5598PB-PB.....	192	5599PD-PB.....	189
5102-BN.....	194	5598PB-PN.....	192	5599PD-PN.....	189
5102-CP.....	194	5599-4AC.....	197	5599PD-WH.....	189
5102-MB.....	194	5599-CP.....	188	5599P-BN.....	190
5102-ORB.....	194	5599-MB.....	188	5599P-CP.....	190
5102-PB.....	194	5599-ORB.....	188	5599P-MB.....	190
5102-PN.....	194	5599-PB.....	188	5599P-ORB.....	190
5104-BN.....	194	5599-PN.....	188	5599P-PB.....	190
5104-CP.....	194	5599-SN.....	188	5599P-PN.....	190
5104-MB.....	194	5599E-BN.....	188	5599T-CP.....	188
5104-ORB.....	194	5599E-CP.....	188	5599T-ORB.....	188
5104-PB.....	194	5599E-MB.....	188	5599T-PB.....	188
5104-PN.....	194	5599E-ORB.....	188	5599T-PN.....	188
5576-CP.....	186	5599E-PB.....	188	5599T-SN.....	188
5576-MB.....	186	5599E-PN.....	188	5599TS-BN.....	190
5576-ORB.....	186	5599EX-BN.....	191	5599TS-CP.....	190
5576-PB.....	186	5599EX-CP.....	191	5599TS-ORB.....	190
5576-PN.....	186	5599EX-MB.....	191	5599TS-PB.....	190
5576-SN.....	186	5599EX-ORB.....	191	5599TS-PN.....	190
5577-CP.....	187	5599EX-PB.....	191	5632-BN.....	237
5577-MB.....	187	5599EX-PN.....	191	5632-CP.....	237
5577-ORB.....	187	5599EX-WH.....	191	5632-ORB.....	237
5577-PB.....	187	5599EXL-BN.....	191	5632-PB.....	237
5577-PN.....	187	5599EXL-CP.....	191	5632-PN.....	237
5577-SN.....	187	5599EXL-MB.....	191	5690-BN.....	236
5590-CP.....	233	5599EXL-ORB.....	191	5690-CP.....	236
5590-MB.....	233	5599EXL-PB.....	191	5690-ORB.....	236
5590-ORB.....	233	5599EXL-PN.....	191	5690-PB.....	236
5590-PB.....	233	5599EXL-WH.....	191	5690-PN.....	236
5590-PN.....	233	5599HD-24-CP.....	189	5691-BN.....	236
5590-SN.....	233	5599HD-24-PB.....	189	5691-CP.....	236
5591-CP.....	232	5599HD-24-PN.....	189	5691-ORB.....	236
5591-PB.....	232	5599HD-24-BN.....	189	5691-PB.....	236

Item No	Page	Item No	Page	Item No	Page
5691-PN.....	236	5710-17-PB.....	237	6113-CP.....	241
5692-BN.....	236	5710-17-PN.....	237	6113-ORB.....	241
5692-CP.....	236	5800-6-BN.....	232	6115-SP.....	242
5692-ORB.....	236	5800-6-ORB.....	232	6119.....	242
5692-PB.....	236	5800-6-PB.....	232	6121-SP.....	243
5692-PN.....	236	5800-6-PN.....	232	6122.....	243
5693-BN.....	236	5800-8-BN.....	232	6132.....	246
5693-CP.....	236	5800-8-ORB.....	232	6183-WH.....	240
5693-ORB.....	236	5800-8-PB.....	232	6189-WH.....	240
5693-PB.....	236	5800-8-PN.....	232	6191-WH.....	240
5693-PN.....	236	5800-10-BN.....	232	6193-WH.....	240
5700-12-CP.....	234	5800-10-CP.....	232	6215-GL.....	245
5700-12-ORB.....	234	5800-10-ORB.....	232	6215-MT.....	245
5700-12-PB.....	234	5800-10-PB.....	232	6216-GL.....	244
5700-12-PN.....	234	5800-10-PN.....	232	6216-MT.....	244
5700-17-ORB.....	234	5800-12-BN.....	232	6218-GL.....	244
5700-17-PB.....	234	5800-12-CP.....	232	6218-MT.....	244
5700-17-PN.....	234	5800-12-ORB.....	232	6220.....	246
5702-12-CP.....	234	5800-12-PB.....	232	6223-GL.....	244
5702-12-ORB.....	234	5800-12-PN.....	232	6223-MT.....	244
5702-12-PB.....	234	5810-BN.....	233	6243-GL.....	245
5702-12-PN.....	234	5810-CP.....	233	6243-MT.....	245
5702-17-ORB.....	234	5810-ORB.....	233	7020-MC-BN.....	160
5702-17-PB.....	234	5810-PB.....	233	7020-MC-CP.....	160
5702-17-PN.....	234	5810-PN.....	233	7020-MC-ORB.....	160
5706-12-BN.....	235	5900-8-SB.....	231	7020-MC-PB.....	160
5706-12-CP.....	235	5900-8-SP.....	231	7020-MC-PN.....	160
5706-12-ORB.....	235	5900-10-SB.....	231	7082-MC-BN.....	160
5706-12-PB.....	235	5900-10-SP.....	231	7082-MC-CP.....	160
5706-12-PN.....	235	5900-12-SB.....	231	7082-MC-ORB.....	160
5706-17-BN.....	235	5900-12-SP.....	231	7082-MC-PN.....	160
5706-17-CP.....	235	5900-14-SB.....	231	7088-ML-BN.....	160
5706-17-ORB.....	235	5900-14-SP.....	231	7088-ML-CP.....	160
5706-17-PB.....	235	5900-16-SB.....	231	7088-ML-ORB.....	160
5706-17-PN.....	235	5900-16-SP.....	231	7088-ML-PN.....	160
5708-12-BN.....	235	5902-8-SB.....	231	7100D-36-BN.....	200
5708-12-CP.....	235	5902-8-SP.....	231	7100D-36-CP.....	200
5708-12-ORB.....	235	5902-10-SB.....	231	7100D-36-ORB.....	200
5708-12-PB.....	235	5902-10-SP.....	231	7100D-48-BN.....	200
5708-12-PN.....	235	5902-12-SB.....	231	7100D-48-CP.....	200
5708-17-BN.....	235	5902-12-SP.....	231	7100D-48-ORB.....	200
5708-17-CP.....	235	5902-14-SB.....	231	7100D-60-BN.....	200
5708-17-ORB.....	235	5902-14-SP.....	231	7100D-60-CP.....	200
5708-17-PB.....	235	5902-16-SB.....	231	7100D-60-ORB.....	200
5708-17-PN.....	235	5902-16-SP.....	231	7100D-66-BN.....	200
5710-17-BN.....	237	6105-CP.....	241	7100D-66-CP.....	200
5710-17-CP.....	237	6112.....	242	7100D-66-ORB.....	200
5710-17-ORB.....	237	6113-BN.....	241	7100D-72-BN.....	200

Index by Part Number



Item No	Page	Item No	Page	Item No	Page
7100D-72-CP.....	200	7120-60-PB.....	208	7902-CP.....	173
7100D-72-ORB.....	200	7120-60-WH.....	208	7903-BN.....	179
7110D-36-BL.....	201	7120-66-BL.....	208	7903-CP.....	179
7110D-36-BN.....	201	7120-66-BN.....	208	7903-ORB.....	179
7110D-36-CP.....	201	7120-66-CP.....	208	7912-BN.....	174
7110D-36-ORB.....	201	7120-66-ORB.....	208	7912-CP.....	174
7110D-36-PB.....	201	7120-66-PB.....	208	7913-BN.....	174
7110D-36-WH.....	201	7120-66-WH.....	208	7913-CP.....	174
7110D-48-BL.....	201	7120-72-BL.....	208	7918-SB.....	176
7110D-48-BN.....	201	7120-72-BN.....	208	7918-SP.....	176
7110D-48-CP.....	201	7120-72-CP.....	208	7922-BN.....	177
7110D-48-ORB.....	201	7120-72-ORB.....	208	7922-CP.....	177
7110D-48-PB.....	201	7120-72-PB.....	208	7922-ORB.....	177
7110D-48-WH.....	201	7120-72-WH.....	208	7932-BN.....	180
7110D-60-BL.....	201	7150CS-BN.....	223	7932-CP.....	180
7110D-60-BN.....	201	7150CS-CP.....	223	7932-MB.....	180
7110D-60-CP.....	201	7150CS-ORB.....	223	7932-ORB.....	180
7110D-60-ORB.....	201	7150CS-PB.....	223	7932-PN.....	180
7110D-60-PB.....	201	7150CS-PN.....	223	7934-BN.....	182
7110D-60-WH.....	201	7152-48-BN.....	209	7934-CP.....	182
7110D-66-BL.....	201	7152-48-CP.....	209	7934-ORB.....	182
7110D-66-BN.....	201	7152-48-ORB.....	209	7934-PN.....	182
7110D-66-CP.....	201	7152-48-PB.....	209	7948-SB.....	183
7110D-66-ORB.....	201	7152-54-BN.....	209	7948-SP.....	183
7110D-66-PB.....	201	7152-54-CP.....	209	7952-BN.....	183
7110D-66-WH.....	201	7152-54-ORB.....	209	7952-CP.....	183
7110D-72-BL.....	201	7152-54-PB.....	209	7952-ORB.....	183
7110D-72-BN.....	201	7152-60-BN.....	209	7952-PN.....	183
7110D-72-CP.....	201	7152-60-CP.....	209	7954-MC-ORB.....	176
7110D-72-ORB.....	201	7152-60-ORB.....	209	7954-ML-BN.....	176
7110D-72-PB.....	201	7152-60-PB.....	209	7954-ML-ORB.....	176
7110D-72-WH.....	201	7152-72-BN.....	209	7954-ML-PN.....	176
7120-36-BL.....	208	7152-72-CP.....	209	7956-SB.....	182
7120-36-BN.....	208	7152-72-ORB.....	209	7956-SP.....	182
7120-36-CP.....	208	7152-72-PB.....	209	7958-SB.....	181
7120-36-ORB.....	208	7601-MC-BN.....	165	7958-SP.....	181
7120-36-PB.....	208	7601-MC-CP.....	165	7960-BN.....	175
7120-36-WH.....	208	7601-MC-ORB.....	165	7960-CP.....	175
7120-48-BL.....	208	7601-MC-PN.....	165	7960-MB.....	175
7120-48-BN.....	208	7601-MC-PB.....	165	7960-ORB.....	175
7120-48-CP.....	208	7601-ML-BN.....	164	7962-BN.....	175
7120-48-ORB.....	208	7601-ML-CP.....	164	7962-CP.....	175
7120-48-PB.....	208	7601-ML-ORB.....	164	7962-ORB.....	175
7120-48-WH.....	208	7601-ML-PB.....	164	7964-BN.....	177
7120-60-BL.....	208	7601-ML-PN.....	164	7964-CP.....	177
7120-60-BN.....	208	7901-BN.....	173	7964-ORB.....	177
7120-60-CP.....	208	7901-CP.....	173	7966-BN.....	178
7120-60-ORB.....	208	7902-BN.....	173	7966-CP.....	178

Item No	Page	Item No	Page	Item No	Page
7966-ORB.....	178	ADSN63I-WH-PB.....	82	ADTR67-WH-ORB.....	44
7968-BN.....	178	ADSN63I-WH-BN.....	82	ADTS60-BQ-BL.....	64
7968-CP.....	178	ADSN63I-WH-CP.....	82	ADTS60-BQ-BN.....	64
7968-ORB.....	178	ADSN63I-WH-ORB.....	82	ADTS60-BQ-BQ.....	64
7972-BN.....	179	ADSN63I-WH-PB.....	82	ADTS60-BQ-CP.....	64
7972-CP.....	179	ADSN63LP-WH-BN.....	83	ADTS60-BQ-ORB.....	64
7972-ORB.....	179	ADSN63LP-WH-CP.....	83	ADTS60-BQ-PB.....	64
7974-BGD.....	180	ADSN63LP-WH-ORB.....	83	ADTS60-WH-BN.....	64
7974-BN.....	180	ADSN63LP-WH-PB.....	83	ADTS60-WH-BQ.....	64
7974-CP.....	180	ADSN69LP-WH-BN.....	87	ADTS60-WH-CP.....	64
7974-MB.....	180	ADSN69LP-WH-CP.....	87	ADTS60-WH-ORB.....	64
7974-ORB.....	180	ADSN69LP-WH-ORB.....	87	ADTS60-WH-PB.....	64
7976-BGD.....	181	ADSN69LP-WH-PB.....	87	ADTS60-WH-PN.....	64
7976-BN.....	181	ADSNTD63I-WH-BN.....	82	ADTS60-WH-WH.....	64
7976-CP.....	181	ADSNTD63I-WH-CP.....	82	ADTS67-WH-BL.....	68
7976-MB.....	181	ADSNTD63I-WH-ORB.....	82	ADTS67-WH-BN.....	68
7976-ORB.....	181	ADSNTD63I-WH-PB.....	82	ADTS67-WH-BQ.....	68
7992-BL.....	249	ADSTD63LP-WH-BN.....	83	ADTS67-WH-CP.....	68
7993-BL.....	249	ADSTD63LP-WH-CP.....	83	ADTS67-WH-ORB.....	68
7997-ABN.....	249	ADSTD63LP-WH-ORB.....	83	ADTS67-WH-PB.....	68
7997-BN.....	249	ADSTD63LP-WH-PB.....	83	ADTS67-WH-PN.....	68
7997-PN.....	249	ADSTD69LP-WH-BN.....	87	ADTS67-WH-WH.....	68
7999-BN.....	197	ADSTD69LP-WH-CP.....	87	AS7H67I-WH-BN.....	69
7999-CP.....	197	ADSTD69LP-WH-ORB.....	87	AS7H67I-WH-CP.....	69
7999-ORB.....	197	ADSTD69LP-WH-PB.....	87	AS7H67I-WH-ORB.....	69
7999-PB.....	197	ADTR60-BQ-BL.....	43	AS7H67I-WH-PB.....	69
7999-PN.....	197	ADTR60-BQ-BN.....	43	AS7H67LP-WH-BN.....	70
ADR7H60B-WH.....	49	ADTR60-BQ-BQ.....	43	AS7H67LP-WH-CP.....	70
ADR7H70LP-WH-BN.....	57	ADTR60-BQ-CP.....	43	AS7H67LP-WH-ORB.....	70
ADR7H70LP-WH-CP.....	57	ADTR60-BQ-ORB.....	43	AS7H67LP-WH-PB.....	70
ADR7H70LP-WH-PB.....	57	ADTR60-BQ-PB.....	43	ASN67I-WH-BN.....	69
ADR7H70LP-WH-ORB.....	57	ADTR60-BQ-PN.....	43	ASN67I-WH-CP.....	69
ADRN70LP-WH-BN.....	57	ADTR60-BQ-WH.....	43	ASN67I-WH-ORB.....	69
ADRN70LP-WH-CP.....	57	ADTR60-WH-BL.....	43	ASN67I-WH-PB.....	69
ADRN70LP-WH-ORB.....	57	ADTR60-WH-BN.....	43	ASN67IS-WH-BN.....	71
ADRN70LP-WH-PB.....	57	ADTR60-WH-BQ.....	43	ASN67IS-WH-CP.....	71
ADRNTD60B-WH.....	49	ADTR60-WH-CP.....	43	ASN67IS-WH-ORB.....	71
ADS7H63I-WH-BN.....	82	ADTR60-WH-ORB.....	43	ASN67IS-WH-PB.....	71
ADS7H63I-WH-CP.....	82	ADTR60-WH-PB.....	43	ASN67LP-WH-BN.....	70
ADS7H63I-WH-ORB.....	82	ADTR60-WH-PN.....	43	ASN67LP-WH-CP.....	70
ADS7H63I-WH-PB.....	82	ADTR60-WH-WH.....	43	ASN67LP-WH-ORB.....	70
ADS7H63LP-WH-BN.....	83	ADTR67-WH-PB.....	44	ASN67LP-WH-PB.....	70
ADS7H63LP-WH-CP.....	83	ADTR67-WH-CP.....	44	ASN67LPS-WH-BN.....	71
ADS7H63LP-WH-ORB.....	83	ADTR67-WH-BQ.....	44	ASN67LPS-WH-CP.....	71
ADS7H63LP-WH-PB.....	83	ADTR67-WH-BL.....	44	ASN67LPS-WH-ORB.....	71
ADS7H69LP-WH-BN.....	87	ADTR67-WH-WH.....	44	ASN67LPS-WH-PB.....	71
ADS7H69LP-WH-CP.....	87	ADTR67-WH-PN.....	44	ATCRECN60FIG-CP.....	121
ADS7H69LP-WH-ORB.....	87	ADTR67-WH-BN.....	44	ATCRECN60FIG-BN.....	121

Item No	Page	Item No	Page	Item No	Page
ATCRECN60FIG-ORB.....	121	ATDR7H69I-WH-BN.....	55	ATDRSN67RIG-CP.....	122
ATCRECN60FIG-WT.....	121	ATDR7H69I-WH-CP.....	55	ATDRSN67RIG-ORB.....	122
ATCRECN60FIG-PB.....	121	ATDR7H69I-WH-ORB.....	55	ATDRSN67RIG-PB.....	122
ATCRECN60FIG-PN.....	121	ATDR7H69I-WH-PB.....	55	ATDRSN67RIG-PN.....	122
ATCRECN60FIG-MB.....	121	ATDR7H70B-WH.....	59	ATDRSN67RIG-WT.....	122
ATCRECN67BIG-BN.....	123	ATDR7H70I-WH-BN.....	58	ATDRSN71RIG-BN.....	122
ATCRECN67BIG-CP.....	123	ATDR7H70I-WH-CP.....	58	ATDRSN71RIG-CP.....	122
ATCRECN67BIG-MB.....	123	ATDR7H70I-WH-ORB.....	58	ATDRSN71RIG-ORB.....	122
ATCRECN67BIG-ORB.....	123	ATDR7H70I-WH-PB.....	58	ATDRSN71RIG-PB.....	122
ATCRECN67BIG-PB.....	123	ATDR7H71B-WH.....	60	ATDRSN71RIG-PN.....	122
ATCRECN67BIG-PN.....	123	ATDR7H71BB-WH.....	60	ATDRSN71RIG-WT.....	122
ATCRECN67BIG-WT.....	123	ATDRN59B-WH.....	50	ATDS7H69B-WH.....	88
ATCRECN67FIG-BN.....	121	ATDRN63B-WH.....	50	ATDS7H63RB-WH.....	88
ATCRECN67FIG-CP.....	121	ATDRN66A-WH-BN.....	56	ATDS7H69R-WH-BN.....	86
ATCRECN67FIG-MB.....	121	ATDRN66A-WH-CP.....	56	ATDS7H69R-WH-CP.....	86
ATCRECN67FIG-ORB.....	121	ATDRN66A-WH-MB.....	56	ATDS7H69R-WH-OR.....	86
ATCRECN67FIG-PB.....	121	ATDRN66A-WH-ORB.....	56	ATDS7H69R-WH-PB.....	86
ATCRECN67FIG-PN.....	121	ATDRN66A-WH-PB.....	56	ATDSN59IG-BN.....	90
ATCRECN67FIG-WT.....	121	ATDRN66A-WH-PN.....	56	ATDSN59IG-CP.....	90
ATDN59IG-BN.....	51	ATDRN66A-WH-WH.....	56	ATDSN59IG-ORB.....	90
ATDN59IG-CP.....	51	ATDRN66B-WH-BN.....	56	ATDSN59IG-PB.....	90
ATDN59IG-ORB.....	51	ATDRN66B-WH-CP.....	56	ATDSN59IG-PN.....	90
ATDN59IG-PB.....	51	ATDRN66B-WH-MB.....	56	ATDSN59IG-WT.....	90
ATDN59IG-PN.....	51	ATDRN66B-WH-ORB.....	56	ATDSN62FIG-BN.....	92
ATDN59IG-WT.....	51	ATDRN66B-WH-PB.....	56	ATDSN62FIG-CP.....	92
ATDNB59IG-BN.....	48	ATDRN66B-WH-PN.....	56	ATDSN62FIG-MB.....	92
ATDNB59IG-CP.....	48	ATDRN66B-WH-WH.....	56	ATDSN62FIG-ORB.....	92
ATDNB59IG-MB.....	48	ATDRN69BIG-BN.....	54	ATDSN62FIG-PB.....	92
ATDNB59IG-ORB.....	48	ATDRN69BIG-CP.....	54	ATDSN62FIG-PN.....	92
ATDNB59IG-PB.....	48	ATDRN69BIG-ORB.....	54	ATDSN62FIG-WT.....	92
ATDNB59IG-PN.....	48	ATDRN69BIG-PB.....	54	ATDSN63RB-WH.....	88
ATDNB59IG-WT.....	48	ATDRN69BIG-PN.....	54	ATDSN66B-WH-BN.....	85
ATDN63I-WH-BN.....	53	ATDRN69BIG-WT.....	54	ATDSN66B-WH-CP.....	85
ATDN63I-WH-CP.....	53	ATDRN69I-WH-BN.....	55	ATDSN66B-WH-MB.....	85
ATDN63I-WH-ORB.....	53	ATDRN69I-WH-CP.....	55	ATDSN66B-WH-ORB.....	85
ATDN63I-WH-PB.....	53	ATDRN69I-WH-ORB.....	55	ATDSN66B-WH-PB.....	85
ATDN63LP-WH-BN.....	53	ATDRN69I-WH-PB.....	55	ATDSN66B-WH-PN.....	85
ATDN63LP-WH-CP.....	53	ATDRN70B-WH.....	59	ATDSN66B-WH-WH.....	85
ATDN63LP-WH-ORB.....	53	ATDRN70I-WH-BN.....	58	ATDSN66C-WH-BN.....	85
ATDN63LP-WH-PB.....	53	ATDRN70I-WH-CP.....	58	ATDSN66C-WH-CP.....	85
ATDN67IG-BN.....	52	ATDRN70I-WH-ORB.....	58	ATDSN66C-WH-MB.....	85
ATDN67IG-CP.....	52	ATDRN70I-WH-PB.....	58	ATDSN66C-WH-ORB.....	85
ATDN67IG-MB.....	52	ATDRN71B-WH.....	60	ATDSN66C-WH-PB.....	85
ATDN67IG-ORB.....	52	ATDRN71BB-WH.....	60	ATDSN66C-WH-PN.....	85
ATDN67IG-PB.....	52	ATDRNTD59B-WH.....	50	ATDSN66C-WH-WH.....	85
ATDN67IG-PN.....	52	ATDRNTD71B-WH.....	60	ATDSN67IG-BN.....	91
ATDN67IG-WT.....	52	ATDRNTD71BB-WH.....	60	ATDSN67IG-CP.....	91
ATDR7H59B-WH.....	50	ATDRSN67RIG-BN.....	122	ATDSN67IG-MB.....	91

Item No	Page	Item No	Page	Item No	Page
ATDSN67IG-ORB.....	91	ATDSN70BIG-MB.....	95	ATFRECN59AIG-PN.....	118
ATDSN67IG-PB.....	91	ATDSN70BIG-ORB.....	95	ATFRECN59AIG-WT.....	118
ATDSN67IG-PN.....	91	ATDSN70BIG-PB.....	95	ATFRECN59EIG-BN.....	117
ATDSN67IG-WT.....	91	ATDSN70BIG-PN.....	95	ATFRECN59EIG-CP.....	117
ATDSN67BIG-BN.....	91	ATDSN70BIG-WT.....	95	ATFRECN59EIG-ORB.....	117
ATDSN67BIG-CP.....	91	ATDSN70BHIG-CP.....	89	ATFRECN59EIG-PB.....	117
ATDSN67BIG-MB.....	91	ATDSN70BHIG-BN.....	89	ATFRECN59EIG-PN.....	117
ATDSN67BIG-ORB.....	91	ATDSN70BHIG-ORB.....	89	ATFRECN59EIG-WT.....	117
ATDSN67BIG-PB.....	91	ATDSN70BHIG-WT.....	89	ATFRECN67AIG-BN.....	119
ATDSN67BIG-PN.....	91	ATDSN70BHIG-PB.....	89	ATFRECN67AIG-CP.....	119
ATDSN67BIG-WT.....	91	ATDSN70BHIG-PN.....	89	ATFRECN67AIG-OR.....	119
ATDSN68FIG-BN.....	92	ATDSN70BHIG-MB.....	89	ATFRECN67AIG-PB.....	119
ATDSN68FIG-CP.....	92	ATDSN72IG-BN.....	96	ATFRECN67AIG-PN.....	119
ATDSN68FIG-MB.....	92	ATDSN72IG-CP.....	96	ATFRECN67AIG-WT.....	119
ATDSN68FIG-ORB.....	92	ATDSN72IG-MB.....	96	ATFRECN67IG-BN.....	117
ATDSN68FIG-PB.....	92	ATDSN72IG-ORB.....	96	ATFRECN67IG-CP.....	117
ATDSN68FIG-PN.....	92	ATDSN72IG-PB.....	96	ATFRECN67IG-MB.....	117
ATDSN68FIG-WT.....	92	ATDSN72IG-PN.....	96	ATFRECN67IG-ORB.....	117
ATDSN68I-WH-BN.....	81	ATDSN72IG-WT.....	96	ATFRECN67IG-PB.....	117
ATDSN68I-WH-CP.....	81	ATDSNTD63RB-WH.....	88	ATFRECN67IG-PN.....	117
ATDSN68I-WH-ORB.....	81	ATDSNTD69B-WH.....	88	ATFRECN67IG-WT.....	117
ATDSN68I-WH-PB.....	81	ATDSTD69R-WH-BN.....	86	ATFRECN67EIG-BN.....	118
ATDSN68LP-WH-BN.....	81	ATDSTD69R-WH-CP.....	86	ATFRECN67EIG-CP.....	118
ATDSN68LP-WH-CP.....	81	ATDSTD69R-WH-OR.....	86	ATFRECN67EIG-OR.....	118
ATDSN68LP-WH-ORB.....	81	ATDSTD69R-WH-PB.....	86	ATFRECN67EIG-PB.....	118
ATDSN68LP-WH-PB.....	81	ATFDSN72IG-BN.....	96	ATFRECN67EIG-PN.....	118
ATDSN69-WH-BN.....	84	ATFDSN72IG-CP.....	96	ATFRECN67EIG-WT.....	118
ATDSN69-WH-CP.....	84	ATFDSN72IG-MB.....	96	ATFSN65IG-BN.....	113
ATDSN69-WH-ORB.....	84	ATFDSN72IG-ORB.....	96	ATFSN65IG-CP.....	113
ATDSN69-WH-PB.....	84	ATFDSN72IG-PB.....	96	ATFSN65IG-MB.....	113
ATDSN69B-WH.....	88	ATFDSN72IG-PN.....	96	ATFSN65IG-ORB.....	113
ATDSN69I-WH-BN.....	84	ATFDSN72IG-WT.....	96	ATFSN65IG-PB.....	113
ATDSN69I-WH-CP.....	84	ATFN67IG-BN.....	93	ATFSN65IG-PN.....	113
ATDSN69I-WH-ORB.....	84	ATFN67IG-CP.....	93	ATFSN65IG-WT.....	113
ATDSN69I-WH-PB.....	84	ATFN67IG-ORB.....	93	ATFSN66IG-BN.....	94
ATDSN69KIG-BN.....	94	ATFN67IG-PB.....	93	ATFSN66IG-CP.....	94
ATDSN69KIG-CP.....	94	ATFN67IG-PN.....	93	ATFSN66IG-MB.....	94
ATDSN69KIG-ORB.....	94	ATFN67IG-WT.....	93	ATFSN66IG-ORB.....	94
ATDSN69KIG-MB.....	94	ATFN71IG-BN.....	93	ATFSN66IG-PB.....	94
ATDSN69KIG-PB.....	94	ATFN71IG-CP.....	93	ATFSN66IG-PN.....	94
ATDSN69KIG-PN.....	94	ATFN71IG-ORB.....	93	ATFSN66IG-WT.....	94
ATDSN69KIG-WT.....	94	ATFN71IG-PB.....	93	ATFSN67SIG-BN.....	76
ATDSN69R-WH-BN.....	86	ATFN71IG-PN.....	93	ATFSN67SIG-CP.....	76
ATDSN69R-WH-CP.....	86	ATFN71IG-WT.....	93	ATFSN67SIG-MB.....	76
ATDSN69R-WH-OR.....	86	ATFRECN59AIG-BN.....	118	ATFSN67SIG-ORB.....	76
ATDSN69R-WH-PB.....	86	ATFRECN59AIG-CP.....	118	ATFSN67SIG-PB.....	76
ATDSN70BIG-BN.....	95	ATFRECN59AIG-OR.....	118	ATFSN67SIG-PN.....	76
ATDSN70BIG-CP.....	95	ATFRECN59AIG-PB.....	118	ATFSN67SIG-WT.....	76

Item No	Page	Item No	Page	Item No	Page
ATFSN69AIG-BN.....	78	ATOV7H67AIG-CP.....	101	ATOVN59D-WH.....	107
ATFSN69AIG-CP.....	78	ATOV7H67AIG-ORB.....	101	ATOVN59AIG-BN.....	100
ATFSN69AIG-MB.....	78	ATOV7H67AIG-PB.....	101	ATOVN59AIG-CP.....	100
ATFSN69AIG-ORB.....	78	ATOV7H67AIG-PN.....	101	ATOVN59AIG-ORB.....	100
ATFSN69AIG-PB.....	78	ATOV7H67AIG-WT.....	101	ATOVN59AIG-PB.....	100
ATFSN69AIG-PN.....	78	ATOV7H67IG-BN.....	108	ATOVN59AIG-PN.....	100
ATFSN69AIG-WT.....	78	ATOV7H67IG-CP.....	108	ATOVN59AIG-WT.....	100
ATFSN71SIG-BN.....	78	ATOV7H67IG-ORB.....	108	ATOVN59EIG-BN.....	102
ATFSN71SIG-CP.....	78	ATOV7H67IG-PB.....	108	ATOVN59EIG-CP.....	102
ATFSN71SIG-ORB.....	78	ATOV7H67IG-PN.....	108	ATOVN59EIG-MB.....	102
ATFSN71SIG-PB.....	78	ATOV7H67IG-WT.....	108	ATOVN59EIG-ORB.....	102
ATFSN71SIG-PN.....	78	ATOV7H71WIG-BN.....	112	ATOVN59EIG-PB.....	102
ATFSN71SIG-WT.....	78	ATOV7H71WIG-CP.....	112	ATOVN59EIG-PN.....	102
ATOVH61FIG-BN.....	110	ATOV7H71WIG-MB.....	112	ATOVN59EIG-WT.....	102
ATOVH61FIG-CP.....	110	ATOV7H71WIG-ORB.....	112	ATOVN59KIG-BN.....	104
ATOVH61FIG-MB.....	110	ATOV7H71WIG-PB.....	112	ATOVN59KIG-CP.....	104
ATOVH61FIG-ORB.....	110	ATOV7H71WIG-PN.....	112	ATOVN59KIG-MB.....	104
ATOVH61FIG-PB.....	110	ATOV7H71WIG-WT.....	112	ATOVN59KIG-ORB.....	104
ATOVH61FIG-PN.....	110	ATOVN51D-WH.....	106	ATOVN59KIG-PB.....	104
ATOVH61FIG-WT.....	110	ATOVN55D-WH.....	106	ATOVN59KIG-PN.....	104
ATOV7H56BIG-BN.....	109	ATOVN55IIG-BN.....	97	ATOVN59KIG-WT.....	104
ATOV7H56BIG-CP.....	109	ATOVN55IIG-CP.....	97	ATOVN59LIG-BN.....	102
ATOV7H56BIG-MB.....	109	ATOVN55IIG-MB.....	97	ATOVN59LIG-CP.....	102
ATOV7H56BIG-ORB.....	109	ATOVN55IIG-ORB.....	97	ATOVN59LIG-ORB.....	102
ATOV7H56BIG-PB.....	109	ATOVN55IIG-PB.....	97	ATOVN59LIG-PB.....	102
ATOV7H56BIG-PN.....	109	ATOVN55IIG-PN.....	97	ATOVN59LIG-PN.....	102
ATOV7H56BIG-WT.....	109	ATOVN55IIG-WT.....	97	ATOVN59LIG-WT.....	102
ATOV7H59AIG-BN.....	100	ATOVN55IG-BN.....	98	ATOVN59MFIG-BN.....	99
ATOV7H59AIG-CP.....	100	ATOVN55IG-CP.....	98	ATOVN59MFIG-CP.....	99
ATOV7H59AIG-ORB.....	100	ATOVN55IG-MB.....	98	ATOVN59MFIG-MB.....	99
ATOV7H59AIG-PB.....	100	ATOVN55IG-ORB.....	98	ATOVN59MFIG-ORB.....	99
ATOV7H59AIG-PN.....	100	ATOVN55IG-PB.....	98	ATOVN59MFIG-PB.....	99
ATOV7H59AIG-WT.....	100	ATOVN55IG-PN.....	98	ATOVN59MFIG-PN.....	99
ATOV7H61FIG-BN.....	110	ATOVN55IG-WT.....	98	ATOVN59MFIG-WT.....	99
ATOV7H61FIG-CP.....	110	ATOVN56BIG-BN.....	109	ATOVN61FIG-BN.....	110
ATOV7H61FIG-MB.....	110	ATOVN56BIG-CP.....	109	ATOVN61FIG-CP.....	110
ATOV7H61FIG-ORB.....	110	ATOVN56BIG-MB.....	109	ATOVN61FIG-MB.....	110
ATOV7H61FIG-PB.....	110	ATOVN56BIG-ORB.....	109	ATOVN61FIG-ORB.....	110
ATOV7H61FIG-PN.....	110	ATOVN56BIG-PB.....	109	ATOVN61FIG-PB.....	110
ATOV7H61FIG-WT.....	110	ATOVN56BIG-PN.....	109	ATOVN61FIG-PN.....	110
ATOV7H65FIG-BN.....	111	ATOVN56BIG-WT.....	109	ATOVN61FIG-WT.....	110
ATOV7H65FIG-CP.....	111	ATOVN56FIG-BN.....	98	ATOVN63EIG-BN.....	103
ATOV7H65FIG-MB.....	111	ATOVN56FIG-CP.....	98	ATOVN63EIG-CP.....	103
ATOV7H65FIG-ORB.....	111	ATOVN56FIG-MB.....	98	ATOVN63EIG-ORB.....	103
ATOV7H65FIG-PB.....	111	ATOVN56FIG-ORB.....	98	ATOVN63EIG-PB.....	103
ATOV7H65FIG-PN.....	111	ATOVN56FIG-PB.....	98	ATOVN63EIG-PN.....	103
ATOV7H65FIG-WT.....	111	ATOVN56FIG-PN.....	98	ATOVN63EIG-WT.....	103
ATOV7H67AIG-BN.....	101	ATOVN56FIG-WT.....	98	ATOVN63IIG-BN.....	103

Item No	Page	Item No	Page	Item No	Page
ATOVN63IIG-CP.....	103	ATOVN70LIG-ORB.....	114	ATR67-WH-WH.....	45
ATOVN63IIG-MB.....	103	ATOVN70LIG-PB.....	114	ATR7H53-WH-BN.....	40
ATOVN63IIG-ORB.....	103	ATOVN70LIG-PN.....	114	ATR7H53-WH-CP.....	40
ATOVN63IIG-PB.....	103	ATOVN70LIG-WT.....	114	ATR7H53-WH-ORB.....	40
ATOVN63IIG-PN.....	103	ATOVN70MFIG-BN.....	116	ATR7H53-WH-PB.....	40
ATOVN63IIG-WT.....	103	ATOVN70MFIG-CP.....	116	ATR7H58-WH-BN.....	41
ATOVN65FIG-BN.....	111	ATOVN70MFIG-MB.....	116	ATR7H58-WH-CP.....	41
ATOVN65FIG-CP.....	111	ATOVN70MFIG-ORB.....	116	ATR7H58-WH-ORB.....	41
ATOVN65FIG-MB.....	111	ATOVN70MFIG-PB.....	116	ATR7H58-WH-PB.....	41
ATOVN65FIG-ORB.....	111	ATOVN70MFIG-PN.....	116	ATR7H70I-WH-BN.....	47
ATOVN65FIG-PB.....	111	ATOVN70MFIG-WT.....	116	ATR7H70I-WH-CP.....	47
ATOVN65FIG-PN.....	111	ATOVN71FIG-BN.....	115	ATR7H70I-WH-ORB.....	47
ATOVN65FIG-WT.....	111	ATOVN71FIG-CP.....	115	ATR7H70I-WH-PB.....	47
ATOVN65LIG-BN.....	105	ATOVN71FIG-MB.....	115	ATR7H70LP-WH-BN.....	46
ATOVN65LIG-CP.....	105	ATOVN71FIG-ORB.....	115	ATR7H70LP-WH-CP.....	46
ATOVN65LIG-ORB.....	105	ATOVN71FIG-PB.....	115	ATR7H70LP-WH-ORB.....	46
ATOVN65LIG-PB.....	105	ATOVN71FIG-PN.....	115	ATR7H70LP-WH-PB.....	46
ATOVN65LIG-PN.....	105	ATOVN71FIG-WT.....	115	ATREC7H67B-WH.....	120
ATOVN65LIG-WT.....	105	ATOVN71WIG-BN.....	112	ATREC71IG-BN.....	125
ATOVN66MFIG-BN.....	116	ATOVN71WIG-CP.....	112	ATREC71IG-CP.....	125
ATOVN66MFIG-CP.....	116	ATOVN71WIG-MB.....	112	ATREC71IG-MB.....	125
ATOVN66MFIG-MB.....	116	ATOVN71WIG-ORB.....	112	ATREC71IG-ORB.....	125
ATOVN66MFIG-ORB.....	116	ATOVN71WIG-PB.....	112	ATREC71IG-PB.....	125
ATOVN66MFIG-PB.....	116	ATOVN71WIG-PN.....	112	ATREC71IG-PN.....	125
ATOVN66MFIG-PN.....	116	ATOVN71WIG-WT.....	112	ATREC71IG-WT.....	125
ATOVN66MFIG-WT.....	116	ATR60-BQ-BL.....	42	ATRECN64FIG-BN.....	119
ATOVN67D-WH.....	107	ATR60-BQ-BN.....	42	ATRECN64FIG-CP.....	119
ATOVN67AIG-BN.....	101	ATR60-BQ-BQ.....	42	ATRECN64FIG-MB.....	119
ATOVN67AIG-CP.....	101	ATR60-BQ-CP.....	42	ATRECN64FIG-ORB.....	119
ATOVN67AIG-ORB.....	101	ATR60-BQ-ORB.....	42	ATRECN64FIG-PB.....	119
ATOVN67AIG-PB.....	101	ATR60-BQ-PB.....	42	ATRECN64FIG-PN.....	119
ATOVN67AIG-PN.....	101	ATR60-BQ-PN.....	42	ATRECN64FIG-WT.....	119
ATOVN67AIG-WT.....	101	ATR60-BQ-WH.....	42	ATRECN67B-WH.....	120
ATOVN67EIG-BN.....	104	ATR60-WH-BL.....	42	ATRECN67FIG-BN.....	120
ATOVN67EIG-CP.....	104	ATR60-WH-BN.....	42	ATRECN67FIG-CP.....	120
ATOVN67EIG-MB.....	104	ATR60-WH-BQ.....	42	ATRECN67FIG-MB.....	120
ATOVN67EIG-ORB.....	104	ATR60-WH-CP.....	42	ATRECN67FIG-ORB.....	120
ATOVN67EIG-PB.....	104	ATR60-WH-ORB.....	42	ATRECN67FIG-PB.....	120
ATOVN67EIG-PN.....	104	ATR60-WH-PB.....	42	ATRECN67FIG-PN.....	120
ATOVN67EIG-WT.....	104	ATR60-WH-PN.....	42	ATRECN67FIG-WT.....	120
ATOVN67IG-BN.....	108	ATR60-WH-WH.....	42	ATRECN69BIG-BN.....	125
ATOVN67IG-CP.....	108	ATR67-WH-BL.....	45	ATRECN69BIG-CP.....	125
ATOVN67IG-ORB.....	108	ATR67-WH-BN.....	45	ATRECN69BIG-MB.....	125
ATOVN67IG-PB.....	108	ATR67-WH-BQ.....	45	ATRECN69BIG-ORB.....	125
ATOVN67IG-PN.....	108	ATR67-WH-CP.....	45	ATRECN69BIG-PB.....	125
ATOVN67IG-WT.....	108	ATR67-WH-ORB.....	45	ATRECN69BIG-PN.....	125
ATOVN70LIG-BN.....	114	ATR67-WH-PB.....	45	ATRECN69BIG-WT.....	125
ATOVN70LIG-CP.....	114	ATR67-WH-PN.....	45	ATRECN71WIG-BN.....	124

Index by Part Number



Item No	Page	Item No	Page	Item No	Page
ATREC71WIG-CP.....	124	ATRSN68FEIG-PN.....	77	ATSN60FIG-PB.....	73
ATREC71WIG-MB.....	124	ATRSN68FEIG-WT.....	77	ATSN60FIG-PN.....	73
ATREC71WIG-ORB.....	124	ATS60-BQ-BL.....	63	ATSN60FIG-WT.....	73
ATREC71WIG-PB.....	124	ATS60-BQ-BN.....	63	ATSN61LP-WH-BN.....	66
ATREC71WIG-PN.....	124	ATS60-BQ-BQ.....	63	ATSN61LP-WH-CP.....	66
ATREC71WIG-WT.....	124	ATS60-BQ-CP.....	63	ATSN61LP-WH-ORB.....	66
ATRN53-WH-BN.....	40	ATS60-BQ-ORB.....	63	ATSN61LP-WH-PB.....	66
ATRN53-WH-CP.....	40	ATS60-BQ-PB.....	63	ATSN65IG-BN.....	74
ATRN53-WH-ORB.....	40	ATS60-BQ-PN.....	63	ATSN65IG-CP.....	74
ATRN53-WH-PB.....	40	ATS60-BQ-WH.....	63	ATSN65IG-ORB.....	74
ATRN58-WH-BN.....	41	ATS60-WH-BL.....	63	ATSN65IG-PB.....	74
ATRN58-WH-CP.....	41	ATS60-WH-BN.....	63	ATSN65IG-PN.....	74
ATRN58-WH-ORB.....	41	ATS60-WH-BQ.....	63	ATSN65IG-WT.....	74
ATRN58-WH-PB.....	41	ATS60-WH-CP.....	63	ATSN66EIG-BN.....	74
ATRN70I-WH-BN.....	47	ATS60-WH-ORB.....	63	ATSN66EIG-CP.....	74
ATRN70I-WH-CP.....	47	ATS60-WH-PB.....	63	ATSN66EIG-MB.....	74
ATRN70I-WH-ORB.....	47	ATS60-WH-PN.....	63	ATSN66EIG-ORB.....	74
ATRN70I-WH-PB.....	47	ATS60-WH-WH.....	63	ATSN66EIG-PB.....	74
ATRN70LP-WH-BN.....	46	ATS67-WH-BL.....	67	ATSN66EIG-PN.....	74
ATRN70LP-WH-CP.....	46	ATS67-WH-BN.....	67	ATSN66EIG-WT.....	74
ATRN70LP-WH-ORB.....	46	ATS67-WH-BQ.....	67	ATSN66FIG-BN.....	73
ATRN70LP-WH-PB.....	46	ATS67-WH-CP.....	67	ATSN66FIG-BN.....	73
ATRNDN58IG-BN.....	126	ATS67-WH-ORB.....	67	ATSN66FIG-CP.....	73
ATRNDN58IG-CP.....	126	ATS67-WH-PB.....	67	ATSN66FIG-MB.....	73
ATRNDN58IG-MB.....	126	ATS67-WH-PN.....	67	ATSN66FIG-ORB.....	73
ATRNDN58IG-ORB.....	126	ATS67-WH-WH.....	67	ATSN66FIG-PB.....	73
ATRNDN58IG-PB.....	126	ATS7H61I-WH-BN.....	65	ATSN66FIG-PN.....	73
ATRNDN58IG-PN.....	126	ATS7H61I-WH-CP.....	65	ATSN66FIG-WT.....	73
ATRNDN58IG-WT.....	126	ATS7H61I-WH-ORB.....	65	ATSN67B-WH.....	73
ATRNDN61IG-BN.....	126	ATS7H61I-WH-PB.....	65	ATSN67FIG-BN.....	75
ATRNDN61IG-CP.....	126	ATS7H61LP-WH-BN.....	66	ATSN67FIG-CP.....	75
ATRNDN61IG-MB.....	126	ATS7H61LP-WH-CP.....	66	ATSN67FIG-MB.....	75
ATRNDN61IG-ORB.....	126	ATS7H61LP-WH-ORB.....	66	ATSN67FIG-ORB.....	75
ATRNDN61IG-PB.....	126	ATS7H61LP-WH-PB.....	66	ATSN67FIG-PB.....	75
ATRNDN61IG-PN.....	126	ATSN44-WH-BN.....	61	ATSN67FIG-PN.....	75
ATRNDN61IG-WT.....	126	ATSN44-WH-CP.....	61	ATSN67FIG-WT.....	75
ATRSN68FIG-BN.....	80	ATSN51I-WH-BN.....	61	ATSN68BIG-BN.....	76
ATRSN68FIG-CP.....	80	ATSN51I-WH-CP.....	61	ATSN68BIG-CP.....	76
ATRSN68FIG-MB.....	80	ATSN51I-WH-ORB.....	61	ATSN68BIG-MB.....	76
ATRSN68FIG-ORB.....	80	ATSN51I-WH-PB.....	61	ATSN68BIG-ORB.....	76
ATRSN68FIG-PB.....	80	ATSN55I-WH-BN.....	62	ATSN68BIG-PB.....	76
ATRSN68FIG-PN.....	80	ATSN55I-WH-CP.....	62	ATSN68BIG-PN.....	76
ATRSN68FIG-WT.....	80	ATSN55I-WH-ORB.....	62	ATSN68BIG-WT.....	76
ATRSN68FEIG-BN.....	77	ATSN55I-WH-PB.....	62	ATSN68LP-WH-BN.....	72
ATRSN68FEIG-CP.....	77	ATSN60FIG-BN.....	73	ATSN68LP-WH-CP.....	72
ATRSN68FEIG-MB.....	77	ATSN60FIG-CP.....	73	ATSN68LP-WH-ORB.....	72
ATRSN68FEIG-ORB.....	77	ATSN60FIG-MB.....	73	ATSN68LP-WH-PB.....	72
ATRSN68FEIG-PB.....	77	ATSN60FIG-ORB.....	73	ATSN70FIG-BN.....	79

Item No	Page	Item No	Page	Item No	Page
ATSN70FIG-CP.....	79	COTDSN66P-CN.....	139	CTDRN-WH-PB.....	20
ATSN70FIG-MB.....	79	COTDSN66S-AC.....	140	CTDRN-WH-PN.....	20
ATSN70FIG-ORB.....	79	COTDSN68-AC-AC.....	142	CTDRN-WH-SN.....	20
ATSN70FIG-PB.....	79	COTDSN70B-BLP.....	143	CTDRN-WH-UF.....	20
ATSN70FIG-PN.....	79	COTDSN70B-SAP.....	144	CTDRN-WH-WH.....	20
ATSN70FIG-WT.....	79	COTDSN71B-MN.....	144	CTDRN60B-WH.....	17
ATSN71FIG-BN.....	75	COTDSN72L-SAC.....	142	CTDRN61-WH-BL.....	16
ATSN71FIG-CP.....	75	COTDSN72P-AC.....	138	CTDRN61-WH-BQ.....	16
ATSN71FIG-MB.....	75	COTDSN72P-CN.....	134	CTDRN61-WH-CP.....	16
ATSN71FIG-ORB.....	75	COTDSN72S-AC.....	141	CTDRN61-WH-ORB.....	16
ATSN71FIG-PB.....	75	COTREC66B-AC.....	149	CTDRN61-WH-PB.....	16
ATSN71FIG-PN.....	75	COTRN68-AC-AC.....	147	CTDRN61-WH-PN.....	16
ATSN71FIG-WT.....	75	COTSN66-LC-PB.....	145	CTDRN61-WH-SN.....	16
ATSNTD61I-WH-BN.....	65	COTSN66RB-MF.....	146	CTDRN61-WH-UF.....	16
ATSNTD61I-WH-CP.....	65	COTSN68-AC-AC.....	145	CTDRN61-WH-WH.....	16
ATSNTD61I-WH-ORB.....	65	COTSN73JF-AP-AC.....	146	CTDRN61B-WH.....	16
ATSNTD61I-WH-PB.....	65	COTSN73JFLAP-AC.....	146	CTDRN61LP-WH-BL.....	18
ATSOVN67FIG-BN.....	114	COTSN73JFRAP-AC.....	146	CTDRN61LP-WH-BN.....	18
ATSOVN67FIG-CP.....	114	CTBATN66-WH.....	39	CTDRN61LP-WH-BQ.....	18
ATSOVN67FIG-MB.....	114	CTBATN67MS-WH.....	21	CTDRN61LP-WH-CP.....	18
ATSOVN67FIG-ORB.....	114	CTBATN68-WH.....	39	CTDRN61LP-WH-ORB.....	18
ATSOVN67FIG-PB.....	114	CTBATN68W-WH.....	39	CTDRN61LP-WH-PB.....	18
ATSOVN67FIG-PN.....	114	CTDR7H60B-WH.....	17	CTDRN61LP-WH-WH.....	18
ATSOVN67FIG-WT.....	114	CTDR7H61-WH-BL.....	16	CTDRN66B-WH.....	17
BC2000-BN.....	238	CTDR7H61-WH-BQ.....	16	CTDRN67BP-PI.....	19
BC2000-CP.....	238	CTDR7H61-WH-CP.....	16	CTDRN67-PI-PI.....	19
BC2000-ORB.....	238	CTDR7H61-WH-ORB.....	16	CTDRN72-WH-BL.....	21
BC2000-PN.....	238	CTDR7H61-WH-PB.....	16	CTDRN72-WH-BN.....	21
BC2004-BN.....	238	CTDR7H61-WH-PN.....	16	CTDRN72-WH-BQ.....	21
BC2004-CP.....	238	CTDR7H61-WH-SN.....	16	CTDRN72-WH-CP.....	21
BC2004-PN.....	238	CTDR7H61-WH-UF.....	16	CTDRN72-WH-ORB.....	21
BC2022.....	239	CTDR7H61-WH-WH.....	16	CTDRN72-WH-PB.....	21
BC2024.....	239	CTDR7H61B-WH.....	16	CTDRN72-WH-PN.....	21
BC2026.....	239	CTDR7H66B-WH.....	17	CTDRN72-WH-WH.....	21
BC2038-CP.....	238	CTDRH-WH-ORB.....	20	CTDRNB-WH.....	20
BC2038-ORB.....	238	CTDRH-WH-BL.....	20	CTDS7H61-WH-BL.....	31
BC2042.....	239	CTDRH-WH-BQ.....	20	CTDS7H61-WH-BN.....	31
BC2046-WH.....	239	CTDRH-WH-CP.....	20	CTDS7H61-WH-BQ.....	31
CI-FL-SS.....	249	CTDRH-WH-PB.....	20	CTDS7H61-WH-CP.....	31
COSTP-SQ-AC.....	245	CTDRH-WH-PN.....	20	CTDS7H61-WH-ORB.....	31
COTDR7H61K-AC.....	148	CTDRH-WH-SN.....	20	CTDS7H61-WH-PB.....	31
COTDRN31-AC-AC.....	147	CTDRH-WH-UF.....	20	CTDS7H61-WH-PN.....	31
COTDRN61K-AC.....	148	CTDRH-WH-WH.....	20	CTDS7H61-WH-WH.....	31
COTDRN66C-SAP.....	148	CTDRHB-WH.....	20	CTDS7H66-WH-BL.....	33
COTDRN75B-AC.....	149	CTDRN-WH-BL.....	20	CTDS7H66-WH-BN.....	33
COTDSN66L-SAC.....	141	CTDRN-WH-BQ.....	20	CTDS7H66-WH-BQ.....	33
COTDSN66M-MF.....	143	CTDRN-WH-CP.....	20	CTDS7H66-WH-CP.....	33
COTDSN66P-AC.....	138	CTDRN-WH-ORB.....	20	CTDS7H66-WH-ORB.....	33

Index by Part Number



Item No	Page	Item No	Page	Item No	Page
CTDS7H66-WH-PB.....	33	CTDSN67-WH-BN.....	36	CTR7H58-WH-WH.....	10
CTDS7H66-WH-PN.....	33	CTDSN67-WH-CP.....	36	CTR7H60-WH-BL.....	12
CTDS7H66-WH-WH.....	33	CTDSN67-WH-ORB.....	36	CTR7H60-WH-BQ.....	12
CTDS7H72B-WH.....	38	CTDSN67-WH-PB.....	36	CTR7H60-WH-CP.....	12
CTDS7H73L-WH-BL.....	37	CTDSN67-WH-PN.....	36	CTR7H60-WH-ORB.....	12
CTDS7H73L-WH-BN.....	37	CTDSN67-WH-UF.....	36	CTR7H60-WH-PB.....	12
CTDS7H73L-WH-BQ.....	37	CTDSN67-WH-WH.....	36	CTR7H60-WH-PN.....	12
CTDS7H73L-WH-CP.....	37	CTDSN72B-WH.....	38	CTR7H60-WH-SN.....	12
CTDS7H73L-WH-ORB.....	37	CTDSN73L-WH-BL.....	37	CTR7H60-WH-UF.....	12
CTDS7H73L-WH-PB.....	37	CTDSN73L-WH-BN.....	37	CTR7H60-WH-WH.....	12
CTDS7H73L-WH-PN.....	37	CTDSN73L-WH-BQ.....	37	CTR7H67-WH-BL.....	14
CTDS7H73L-WH-WH.....	37	CTDSN73L-WH-CP.....	37	CTR7H67-WH-BQ.....	14
CTDSH-WH-BL.....	34	CTDSN73L-WH-ORB.....	37	CTR7H67-WH-CP.....	14
CTDSH-WH-BQ.....	34	CTDSN73L-WH-PB.....	37	CTR7H67-WH-ORB.....	14
CTDSH-WH-CP.....	34	CTDSN73L-WH-PN.....	37	CTR7H67-WH-PB.....	14
CTDSH-WH-ORB.....	34	CTDSN73L-WH-WH.....	37	CTR7H67-WH-PN.....	14
CTDSH-WH-PB.....	34	CTDSN74B-WH.....	38	CTR7H67-WH-SN.....	14
CTDSH-WH-PN.....	34	CTDSNB-WH.....	35	CTR7H67-WH-UF.....	14
CTDSH-WH-SN.....	34	CTR60-WH-BL.....	11	CTR7H67-WH-WH.....	14
CTDSH-WH-UF.....	34	CTR60-WH-BQ.....	11	CTRH49-WH-BN.....	6
CTDSH-WH-WH.....	34	CTR60-WH-CP.....	11	CTRH49-WH-CP.....	6
CTDSHB-WH.....	35	CTR60-WH-ORB.....	11	CTRH49-WH-ORB.....	6
CTDSN-WH-BL.....	34	CTR60-WH-PB.....	11	CTRH49-WH-PB.....	6
CTDSN-WH-BQ.....	34	CTR60-WH-PN.....	11	CTRH49-WH-PN.....	6
CTDSN-WH-CP.....	34	CTR60-WH-SN.....	11	CTRH49-WH-WH.....	6
CTDSN-WH-ORB.....	34	CTR60-WH-UF.....	11	CTRH49C-WH-BN.....	5
CTDSN-WH-PB.....	34	CTR60-WH-WH.....	11	CTRH49C-WH-CP.....	5
CTDSN-WH-PN.....	34	CTR67-WH-BL.....	13	CTRH49C-WH-ORB.....	5
CTDSN-WH-SN.....	34	CTR67-WH-BQ.....	13	CTRH49C-WH-PB.....	5
CTDSN-WH-UF.....	34	CTR67-WH-CP.....	13	CTRH49C-WH-PN.....	5
CTDSN-WH-WH.....	34	CTR67-WH-ORB.....	13	CTRH49C-WH-WH.....	5
CTDSN61-WH-BL.....	31	CTR67-WH-PB.....	13	CTRH54-WH-BL.....	7
CTDSN61-WH-BQ.....	31	CTR67-WH-PN.....	13	CTRH54-WH-BQ.....	7
CTDSN61-WH-BN.....	31	CTR67-WH-SN.....	13	CTRH54-WH-CP.....	7
CTDSN61-WH-CP.....	31	CTR67-WH-UF.....	13	CTRH54-WH-ORB.....	7
CTDSN61-WH-ORB.....	31	CTR67-WH-WH.....	13	CTRH54-WH-PB.....	7
CTDSN61-WH-PB.....	31	CTR7H54-WH-BL.....	8	CTRH54-WH-PN.....	7
CTDSN61-WH-PN.....	31	CTR7H54-WH-BN.....	8	CTRH54-WH-SN.....	7
CTDSN61-WH-WH.....	31	CTR7H54-WH-BQ.....	8	CTRH54-WH-UF.....	7
CTDSN61B-WH.....	32	CTR7H54-WH-CP.....	8	CTRH54-WH-WH.....	7
CTDSN66-WH-BL.....	33	CTR7H54-WH-ORB.....	8	CTRH58-WH-CP.....	10
CTDSN66-WH-BN.....	33	CTR7H54-WH-PB.....	8	CTRH58-WH-ORB.....	10
CTDSN66-WH-BQ.....	33	CTR7H54-WH-UF.....	8	CTRH58-WH-PB.....	10
CTDSN66-WH-CP.....	33	CTR7H54-WH-WH.....	8	CTRH58-WH-BN.....	10
CTDSN66-WH-ORB.....	33	CTR7H58-WH-CP.....	10	CTRH58-WH-WH.....	10
CTDSN66-WH-PB.....	33	CTR7H58-WH-ORB.....	10	CTRH60B-WH.....	15
CTDSN66-WH-PN.....	33	CTR7H58-WH-PB.....	10	CTRH66B-WH.....	15
CTDSN66-WH-WH.....	33	CTR7H58-WH-BN.....	10	CTRN49C-WH-BN.....	5

Item No	Page	Item No	Page	Item No	Page
CTRN49C-WH-CP.....	5	CTS7H54I-WH-PB.....	23	CTSN54I-WH-BN.....	23
CTRN49C-WH-ORB.....	5	CTS7H54I-WH-PN.....	23	CTSN54I-WH-CP.....	23
CTRN49C-WH-PB.....	5	CTS7H54I-WH-WH.....	23	CTSN54I-WH-ORB.....	23
CTRN49C-WH-PN.....	5	CTS7H61B-WH.....	30	CTSN54I-WH-PB.....	23
CTRN49C-WH-WH.....	5	CTS7H67-WH-BL.....	28	CTSN54I-WH-PN.....	23
CTRN49-WH-BN.....	6	CTS7H67-WH-BN.....	28	CTSN54I-WH-WH.....	23
CTRN49-WH-CP.....	6	CTS7H67-WH-BQ.....	28	CTSN57-WH-BL.....	25
CTRN49-WH-ORB.....	6	CTS7H67-WH-CP.....	28	CTSN57-WH-BN.....	25
CTRN49-WH-PB.....	6	CTS7H67-WH-ORB.....	28	CTSN57-WH-BQ.....	25
CTRN49-WH-PN.....	6	CTS7H67-WH-PB.....	28	CTSN57-WH-CP.....	25
CTRN49-WH-WH.....	6	CTS7H67-WH-PN.....	28	CTSN57-WH-ORB.....	25
CTRN54-WH-BL.....	7	CTS7H67-WH-UF.....	28	CTSN57-WH-PB.....	25
CTRN54-WH-BQ.....	7	CTS7H67-WH-WH.....	28	CTSN57-WH-PN.....	25
CTRN54-WH-CP.....	7	CTS7H67I-WH-BL.....	29	CTSN57-WH-WH.....	25
CTRN54-WH-ORB.....	7	CTS7H67I-WH-BN.....	29	CTSN57I-WH-BN.....	24
CTRN54-WH-PB.....	7	CTS7H67I-WH-BQ.....	29	CTSN57I-WH-CP.....	24
CTRN54-WH-PN.....	7	CTS7H67I-WH-CP.....	29	CTSN57I-WH-ORB.....	24
CTRN54-WH-SN.....	7	CTS7H67I-WH-ORB.....	29	CTSN57I-WH-PB.....	24
CTRN54-WH-UF.....	7	CTS7H67I-WH-PB.....	29	CTSN57I-WH-PN.....	24
CTRN54-WH-WH.....	7	CTS7H67I-WH-PN.....	29	CTSN57I-WH-WH.....	24
CTRN58-WH-BN.....	10	CTS7H67I-WH-UF.....	29	CTSN60-WH-BL.....	26
CTRN58-WH-CP.....	10	CTS7H67I-WH-WH.....	29	CTSN60-WH-BQ.....	26
CTRN58-WH-ORB.....	10	CTS7H68B-WH.....	30	CTSN60-WH-CP.....	26
CTRN58-WH-PB.....	10	CTSH60-WH-BL.....	26	CTSN60-WH-ORB.....	26
CTRN58-WH-WH.....	10	CTSH60-WH-BQ.....	26	CTSN60-WH-PB.....	26
CTRN60-WH-BL.....	11	CTSH60-WH-CP.....	26	CTSN60-WH-PN.....	26
CTRN60-WH-BQ.....	11	CTSH60-WH-ORB.....	26	CTSN60-WH-SN.....	26
CTRN60-WH-CP.....	11	CTSH60-WH-PB.....	26	CTSN60-WH-UF.....	26
CTRN60-WH-ORB.....	11	CTSH60-WH-PN.....	26	CTSN60-WH-WH.....	26
CTRN60-WH-PB.....	11	CTSH60-WH-SN.....	26	CTSN61B-WH.....	30
CTRN60-WH-PN.....	11	CTSH60-WH-UF.....	26	CTSN61I-WH-BL.....	27
CTRN60-WH-SN.....	11	CTSH60-WH-WH.....	26	CTSN61I-WH-BN.....	27
CTRN60-WH-UF.....	11	CTSH61I-WH-BN.....	27	CTSN61I-WH-BQ.....	27
CTRN60-WH-WH.....	11	CTSH61I-WH-BL.....	27	CTSN61I-WH-CP.....	27
CTRN67-WH-BL.....	13	CTSH61I-WH-BQ.....	27	CTSN61I-WH-ORB.....	27
CTRN67-WH-BQ.....	13	CTSH61I-WH-CP.....	27	CTSN61I-WH-PB.....	27
CTRN67-WH-CP.....	13	CTSH61I-WH-ORB.....	27	CTSN61I-WH-PN.....	27
CTRN67-WH-ORB.....	13	CTSH61I-WH-PB.....	27	CTSN61I-WH-WH.....	27
CTRN67-WH-PB.....	13	CTSH61I-WH-PN.....	27	CTSN67-WH-BL.....	28
CTRN67-WH-PN.....	13	CTSH61I-WH-WH.....	27	CTSN67-WH-BN.....	28
CTRN67-WH-SN.....	13	CTSN53-WH-BL.....	22	CTSN67-WH-BQ.....	28
CTRN67-WH-UF.....	13	CTSN53-WH-BN.....	22	CTSN67-WH-CP.....	28
CTRN67-WH-WH.....	13	CTSN53-WH-BQ.....	22	CTSN67-WH-ORB.....	28
CTRNTD60B-WH.....	15	CTSN53-WH-CP.....	22	CTSN67-WH-PB.....	28
CTRNTD66B-WH.....	15	CTSN53-WH-ORB.....	22	CTSN67-WH-PN.....	28
CTS7H54I-WH-BN.....	23	CTSN53-WH-PB.....	22	CTSN67-WH-UF.....	28
CTS7H54I-WH-CP.....	23	CTSN53-WH-PN.....	22	CTSN67-WH-WH.....	28
CTS7H54I-WH-ORB.....	23	CTSN53-WH-WH.....	22	CTSN67I-WH-BL.....	29

Item No	Page	Item No	Page
CTSN67I-WH-BN.....	29	RTRECN59-WH.....	134
CTSN67I-WH-BQ.....	29	RTRECN59-WHGL.....	134
CTSN67I-WH-CP.....	29	RTRECN67-WH.....	135
CTSN67I-WH-ORB.....	29	RTRECN67-WHGL.....	135
CTSN67I-WH-PB.....	29	RTRECN71-WH.....	136
CTSN67I-WH-PN.....	29	RTRECN71-WHGL.....	136
CTSN67I-WH-UF.....	29	RTSN59-WH.....	127
CTSN67I-WH-WH.....	29	RTSN59-WHGL.....	127
CTSN68B-WH.....	30	RTSN67-WH.....	127
CTSQH67-WH.....	9	RTSN67-WHGL.....	127
CTSQN67-WH.....	9	RTSN73-WH.....	128
OSH104-SB.....	185,247	RTSN73-WHGL.....	128
OSH106-SB.....	185,247	TRK500.....	248
RTDEN59-WH.....	133	TRK502.....	248
RTDEN59-WHGL.....	133	TRK504.....	248
RTDRN59B-WH.....	136	TRK506.....	248
RTDRN59B-WHGL.....	136		
RTDRN66B-WH.....	137		
RTDRN66B-WHGL.....	137		
RTDRN70B-WH.....	137		
RTDRN70B-WHGL.....	137		
RTDSN56-OF-WH.....	129		
RTDSN56-OF-WHGL.....	129		
RTDSN64-OF-WH.....	129		
RTDSN64-OF-WHGL.....	129		
RTDSN71-WH.....	130		
RTDSN71-WHGL.....	130		
RTFN63-WH.....	131		
RTFN63-WHGL.....	131		
RTFN67-WH.....	132		
RTFN67-WHGL.....	132		
RTFSN62-WH.....	134		
RTFSN62-WHGL.....	134		
RTFSN67-WH.....	135		
RTFSN67-WHGL.....	135		
RTFSN68-WH.....	133		
RTFSN68-WHGL.....	133		
RTOVN63-OF-WH.....	131		
RTOVN63-OF-WHGL.....	131		
RTOVN64-OF-WH.....	130		
RTOVN64-OF-WHGL.....	130		
RTOVN68-WH.....	132		
RTOVN68-WHGL.....	132		
RTOVN70-OF-WH.....	128		
RTOVN68-WH.....	132		
RTOVN68-WHGL.....	132		
RTOVN70-OF-WH.....	128		
RTOVN70-OF-WHGL.....	128		

Terms and Conditions

Conditions of Sale

TERMS OF SALE: Terms are Net 30 days. Prices are F.O.B. our warehouse in Gurnee, Illinois.

FREIGHT POLICY: All shipments are made F.O.B. our warehouse. Shipping charges will be added to the invoice. All shipments are made at buyer's risk unless we are instructed to ship insured. Claims must be reported within 10 days after receipt of goods. Any claims for damages to the goods occurring during shipping shall be made to the carrier.

POSSESSION OF OUR CATALOG AND/OR PRICE LIST AND ACCESS TO OUR WEBSITE: Possession of our catalog and/or price list or your access to our website does not in any way obligate us to sell to you or service you or your order until such time as we accept your order

PRICES AND AVAILABILITY: Prices are subject to change without notice and shipments will be invoiced at prevailing prices at the time of shipment. We reserve the right to reduce quantities on shipments when necessary, or to refuse orders, based upon product availability. **MINIMUM ORDER:** Due to the nature of our business, we have a minimum net purchase price of \$25.00 per order. Orders for less will be subject to a \$5.00 service charge.

RETURNS: No merchandise will be accepted for return without a written Return Goods Authorization (RGA). All returns must state the reason for the return. Returns made for reasons other than our shipping error, or because of defects in material or workmanship (see Guarantees) may be subject to a 25% restocking charge

WARRANTY: Our plumbing products are guaranteed against defects in material and workmanship for a period of one year from the date of sale. Barclay Products will replace or repair such items that may prove to be defective. Barclay Products does not assume liability for labor charges, removal or reinstallation expenses, freight or postage, or injuries resulting from a defective product. Any product problem which results from abuse, misuse, improper installation or maintenance, hard water, proximity to bodies of salt water or accidental damage, are not covered by any warranty set forth. EXCEPT AS SET FORTH HEREIN, BARCLAY HEREBY EXPRESSLY DISCLAIMS ALL WARRANTIES, EITHER EXPRESS OR IMPLIED, BY OPERATION OF LAW OR OTHERWISE, RELATED TO THE PRODUCTS BEING SOLD HEREUNDER, INCLUDING BUT NOT LIMITED TO ANY WARRANTY OF MERCHANTABILITY OR FITNESS FOR A PARTICULAR PURPOSE, WARRANTY OF TITLE, OR ACCURACY. THIS DISCLAIMER SHALL NOT AFFECT THE TERMS OF ANY MANUFACTURER'S WARRANTY. UNDER NO CIRCUMSTANCES AND IN NO EVENT WILL BARCLAY BE LIABLE FOR ANY CONSEQUENTIAL, PUNATIVE SPECIAL OR LIQUIDATED DAMAGES ARISING IN CONNECTION WITH THE DESIGN, MANUFACTURE, SALE, TRANSPORTATION, USE OR REPAIR OF THE PRODUCTS SOLD BY BARCLAY. CUSTOMER HEREBY AGREES THAT UNDER NO CIRCUMSTANCES AND IN NO EVENT SHALL BARCLAY'S LIABILITY EXCEED THE NET SALES PRICE OF THE PRODUCTS. **IMPLIED WARRANTIES:** Implied warranties including that of merchantability are expressly limited in duration to the duration of this warranty. Barclay Products Limited disclaims any responsibility for consequential damages. Some states do not allow limitations on how long an implied warranty lasts, or the exclusion or limitation of incidental damages, so this limitation and exclusion may not apply to you. This warranty gives you specific legal rights. You may also have other rights, which vary from state to state. This is our exclusive written warranty.

NO IMPLIED WARRANTIES: Implied warranties including that of Merchantability and Fitness for a Particular Purpose are expressly superseded by the Warranty herein.

ACTS OF GOD: Except for any obligation hereunder for the payment of money, neither party to this agreement shall be liable for failing to perform its obligations hereunder to the extent such failure results from events beyond such party's reasonable control, which shall include, but not be limited to, accident, casualty, strikes, riots, earthquake, inclement weather, floods, fires, wars, acts of terrorism and acts of God.

DELAY OF THIRD PARTY MANUFACTURER: Barclay Products Limited shall not be responsible for any delay or failure to timely deliver any product due to the actions or inactions of third party manufacturer of such product.

NOTE: Barclay Products Limited reserves the right to make changes in product characteristics, packaging or availability at any time without notice. Due to raw material availability, colors might vary slightly.

NOTE: All items meet or exceed the appropriate ASME A112.9.2-2018 and CSA B45.1-18.

BARCLAY is customer focused.

Our knowledgeable customer service team is on hand M–F from 8 A.M. to 5 P.M. Central time to answer any questions you may have about Barclay's high-quality bath and kitchen products. Call toll free at 800.446.9700 for information on new products, technical specifications, installation, care, replacement parts or additional product literature.



BATH TUBS
2022
SPECIAL
BY
DESIGN



BARCLAY

4000 Porett Drive
Gurnee, IL 60031

800.446.9700
sales@barclayproducts.com

www.barclayproducts.com