

Plaques

Bronze Commemorative Plaque size
for memorial trees and benches:
4 inches by 6 inches.




Sample Plaques



Memorial Bench

Starting at \$1,500



Your donation of a park bench helps to beautify the park, and provide a useful amenity that thousands of park users can enjoy and appreciate. The gift of a park bench is a unique way to remember a loved one or honor an individual. You have the option to purchase a bench to be placed at a new site or purchase a bench to replace an existing bench that may be reaching the end of its usefulness. Bench design and location may vary based on the needs of the park. Benches may not be available at all locations.

Water Fountains

Starting at \$3,000

A water fountain will help future users (and their pets) of the parks' experience. You can work with City staff on the best location and the type of fountain. Note: fountains can only be placed in areas that are currently close to water lines.



Picnic Tables

Starting at \$1,500

A picnic table is great after a long hike, or a festive barbecue in one of your City parks. Recreation and Parks Staff will assist you in determining the best location for your sponsored picnic table.



*Other items
may include:*

Grills, planters, bleachers,
bike racks, & sports equipment.

**For more information,
please call
(805) 925-0951 ext. 2260**

or visit
www.SantaMariaatPlay.org

COMMEMORATIVE GIVING PROGRAM

The Commemorative Giving Program
is the perfect way to celebrate life's milestones,
such as a birth, birthday, anniversary,
graduation, retirement,
remembrance of a special
achievement, or a
special recognition.



City of Santa Maria
Recreation & Parks
Department

Your sponsorship of a tree,
bench, fountain, table,
etc. is a unique way to
create a lasting memory.

Engraved plaques can be
added with your own
personalized message.



People for Leisure And Youth, Inc.



A gift of a living tree is a wonderful way for you or for a group of friends to remember a loved one, to celebrate a birth, wedding or an anniversary, and to help improve the environment.

Pricing

All tree choices are available in 24-inch boxes for \$275 each.

For more information, or to purchase a tree or other park amenities:

Visit: PLAY, Inc./Recreation and Parks Department
615 S. McClelland St., Santa Maria, CA 93454

Go Online: www.SantaMariaatPlay.org

Call: (805) 925-0951 ext. 2260

Not all trees or amenities are available to be placed at all parks. We are happy to help you make the best selection for the desired park. Please contact us at (805) 925-0951 ext. 2260.



Brisbane Box

BRISBANE BOX


Native to Australia, this evergreen in the Myrtle family can reach 150 feet in height with showy bark. It is a drought-resistant shade tree with lance-shaped leaves that are 3 to 5 inches long, and produces small white flowers. Branches are mostly upright and do not droop.



Catalina Ironwood

CATALINA IRONWOOD


Native to the Channel Islands off the Central Coast of California, this moderate growth rate evergreen tree reaches 25 feet high in Santa Maria. This rare tree is known for its distinctive fern like leaf and peeling bark. It has small white flowers that bloom in early summer.



Chinese Elm

CHINESE ELM

This semi deciduous tree with leaves that thin out in the winter, is from Asia as the name implies. The Chinese Elm is a fast-growing large tree that will provide a lot of shade. The bark on this tree has an interesting mottling.



Chinese Pistache

CHINESE PISTACHE

This deciduous tree is native to China and has slow to moderate growth up to 60 feet tall with nearly an equal spread. Older trees become dense and shapely. The foliage exhibits beautiful autumn colors even in mild climates: scarlet, crimson, orange and yellow. It has divi ded leaves with 10 to 16 paired leaflets that are 2 to 4 inches long.

COASTAL LIVE OAK (PIONEER PARK ONLY)

This oak is native to this coastal area. It is an evergreen tree that reaches 20 to 70 feet in height, often with a greater canopy spread. It has smooth, dark gray bark with dense foliage of rounded holly-like leaves that create a handsome shade tree. It is considered to be a moderate to fast growing tree.



Coastal Live Oak

CRAPE MYRTLE


This tree is a hybrid that likes warm summers, and it loses its leaves in the winter. Showy summer blooms in white, pinks, lavenders, and reds with good fall color. They range from 10 to 20 feet high and have distinctive smooth, fluted bark.



Crape Myrtle

EASTERN REDBUD

This sturdy tree is native to the United States grows 10 to 20 feet in height and spreads slightly wider. It flowers in spring with light to vibrant pink petals a half inch long for 2 to 3 weeks, attracting bees and butterflies. Its deciduous dark green leaves (3 to 5 inches across, often wider than long) turn a distinct yellow in the fall. Grows well in full sun to light shade.



Eastern Redbud

EVERGREEN PEAR


This tree native to Taiwan is an evergreen that grows to 25 feet tall. The leaves are classic Pear leaves that are glossy. Large masses of flowers in late winter. Known for its distinctive 'old' bark, these trees imply age and dignity when planted in a focal area.



Evergreen Pear

STRAWBERRY MADRONE TREE

This evergreen tree is a hybrid that closely resembles the California Madrone. It has slow to moderate growth up to 35 feet tall with equal spread. The trunk and branches have rich red-brown, shredding bark that become twisted and gnarled with age. It has clusters of small white urn-shaped flowers and fruit that resemble strawberries.



Strawberry Madrone

Preisker Park

330 Hidden Pines Way

Grogan Park

1155 West Rancho Verde

Tunnell Park

1100 North Palisade Drive

Available Parks

Armstrong Park

1000 East Chapel Street

Pioneer Park

(Coastal Live Oak Only)

1000 West Foster Road

Bob Orach Park

1800 Westgate Road

Maramonte Park

620 East Sunset Drive

Fletcher Park

2200 South College Drive