



.....

# ***ROTAVATORS***

**... Rugged Rotary Tillers  
Designed to Perform.  
Built to Last.**

# MODEL HR 4 ROTAVATOR®

**40" and 50" Wide for 10-25  
H.P. Tractors**

Our HR 4 ROTAVATOR offers the weekend gardener and home landscaper features and flexibility normally found only in a much larger tiller. It tills perfect seedbeds for gardens, lawns or flower beds, while also mixing in fertilizer and residues to improve soil structure and boost yields. It controls weeds near shrubs, berry bushes and trees, and can prepare sites for patios or walkways.

The HR 4 features a handy parking stand, twin depth-control skids, plus an optional slip clutch to handle rough conditions. For a small tiller with big features and an affordable price, choose the HR 4 Howard ROTAVATOR.



# MODEL HR 8 ROTAVATOR®

**30", 40", 50", 55" Wide for  
12-35 H.P. Tractors**

Howard's HR 8 ROTAVATOR is ruggedly built for the professional nurseryman, landscaper, fruit or vegetable grower -- yet it's economically priced for the home gardener and hobby farmer. And loaded with features for dependable performance! Slip clutch protection, standard. Precise depth control to 7 inches via twin skids standard or optional front wheels. And versatile tilth control with the fully adjustable trailing shield.

Compare the HR 8 ROTAVATOR with any other tiller in its horsepower range. You'll see for quality, features and price, your best value is Howard.



# ROTAVATION

## Modern Soil and Crop Management

ROTAVATION -- rotary tillage -- is a complete tillage system tested and proven around the world and across the U.S.A. Howard pioneered ROTAVATION for agriculture over 60 years ago. We remain the brand most people choose today.

ROTAVATORS are efficient and economical. They help you save on tillage costs in many ways . . .

- **You save fuel** because the PTO-driven ROTAVATOR makes maximum use of your tractor's power while doing the work of a plow, disc and harrow in a single pass. ROTAVATORS provide the perfect finish for spring seedbeds plus summer and fall applications. The same machine can cultivate, chop stalks, incorporate chemicals, renovate pasture, control weeds and reclaim wasteland.

- **ROTAVATORS save time** because fewer trips over your fields are required. They also eliminate wheel slippage; the forward-rotating blades actually help push the tractor ahead instead of creating a drag against it.
- **ROTAVATORS help save your soil.** They chop and mix in crop residues to help build humus, improve soil structure and promote healthy plant growth.

**Why Buy a Howard?** Quality. Best value for your money. Howard pioneered power tillage and has remained the worldwide leader since 1922. We are still the first choice of professionals and the standard of the industry. When you use power tillage, you use the best system. When you choose a Howard ROTAVATOR, you choose the best tiller.

# ROTAVATOR APPLICATIONS

**Vegetables** ROTAVATORS are ideal for preparing vegetable seedbeds, even for deep-rooting plants like carrots, beets or potatoes where the soil must be tilled fine and deep. They also control weeds and handle the post-harvest job of incorporating residues in sweet corn, cabbage, lettuce and more.

**Berries & Fruits** In strawberries a ROTAVATOR will cut back runners without damaging feeder roots. Straw mulch and weeds can be mixed evenly into the soil to provide additional humus -- all in a single pass!

ROTAVATORS are also widely used in vineyards, plus cane and bush berries to chop and mix in prunings and cover crops while controlling grass between the rows.

**Orchards & Nurseries** ROTAVATORS with an offset feature cultivate close to trees without damaging low-overhanging branches. Positive depth control also protects valuable roots.

**Landscaping** Landscapers around the country use ROTAVATORS for seedbed preparation on industrial, commercial and residential sites. Howard's full range of models meets every tillage need and tractor size.

**Flowers** Large growers of flowers, such as chrysanthemums and gladioli, may have 30 acres or more under cloth. ROTAVATORS prepare the soil before the beds are sterilized for the next crop.

**Corn After Corn** Handling tough, fibrous residues from corn, milo and cotton in the fall can be costly -- especially if you use a shredder, disc, chisel or plow. But

one fall pass with a ROTAVATOR is all that's needed for winter fallow. You also reduce compaction and help the soil warm up quicker in the spring.

**Wheat After Corn** Winter wheat does not require a fine seedbed, since the weather breaks down clods after the crop is planted. A single pass with a ROTAVATOR incorporates straw and produces the necessary seedbed.

**Beans After Wheat** In many areas, beans are planted as soon as possible after combining the wheat crop. The ROTAVATOR saves time by preparing the new seedbed in one pass (sometimes two). Minimizing tillage trips also conserves valuable moisture and gets the beans off to a strong start.

**Cotton** In cotton the ROTAVATOR is truly an all-season tillage tool. A single pass in the fall chops stalks and mixes them throughout the full working depth. In the summer, weeds can be controlled by cultivating in skip rows. Spring-ROTAVATED seedbeds conserve moisture while encouraging early germination. And tests prove that ROTAVATION is superior for pre-emergence chemical incorporation.

**Industry & Government** Municipal, county and state engineers rely on heavy-duty Howard ROTAVATORS for grounds maintenance, highway construction and industrial landscaping. You'll also find Howard TURF-QUAKERS serving parks and golf courses everywhere. These special applications demand tillage equipment of superior design and dependability.

# MODEL HR 10 ROTAVATOR®

40", 50", 60" Wide for 25-50 H.P. Tractors

The HR 10 is a truly tough and versatile tiller designed for small farms; fruit, vegetable and other specialized crops; plus commercial nursery and landscaping operations. A heavy-duty rotor and rugged Howard blades make it an efficient performer even in compacted soils.

Since the HR 10 does the work of a plow, disc and harrow in a single pass, it reduces compaction while improving soil structure. It can also be mounted centrally or offset behind the tractor for a variety of tillage tasks. Featuring a clutch-protected drive line, the HR 10 ROTAVATOR conserves your soil while saving on tillage costs.



# MODEL HR 20 ROTAVATOR®

40", 50", 60", 70", 80", 90" Wide for 30-65 H.P. Tractors

Small farms, nurseries, vegetable growers, orchards, groves, vineyards, landscapers and rental operations all find multiple uses for the HR 20 ROTAVATOR.

It prepares seedbeds in fewer passes with less soil compaction than conventional tillage implements. It chops and blends crop residues into the seedbed to build humus and improve soil structure. And it offers the ROTAVATOR owner a wide choice of options -- six tillage widths from 40" to 90"; single-speed or multi-speed SELECTATILTH gearbox; plus twin skid or wheel depth control. A crumble roller is available for 80" and 90" models.



# MODEL HR 30 ROTAVATOR®

**50", 60", 70", 80", 90" Wide  
for 45-85 H.P. Tractors**

The HR 30 brings new economy and flexibility to busy tillage operations. Economy because it finishes tough tillage jobs in a single pass. Flexibility because it can be used for seedbed preparation, weed control, chopping and mixing crop residues, plus chemical incorporation. The 80" and 90" models feature an exclusive depth control system that streamlines fall-to-spring tillage changeover. Simply plug in the crumble roller in place of the wheels.

Whether you're a general crop farmer, specialty grower, nurseryman or landscaper, you can depend on the HR 30 ROTAVATOR for reliable tillage performance.



# MODEL HR 40 ROTAVATOR®

**80", 90", 100", 120" Wide  
for 80-135 H.P. Tractors**

The Howard HR 40 ROTAVATOR is a rugged, all-purpose rotary tiller for medium to large-acreage producers. Designed for both primary tillage and seedbed preparation, it offers precise tilth control for maximum efficiency in a wide range of soils and crop residues. The 100" and 120" models feature our exclusive depth control system that lets you convert from wheels (fall tillage) to crumble roller (spring tillage) in just minutes.

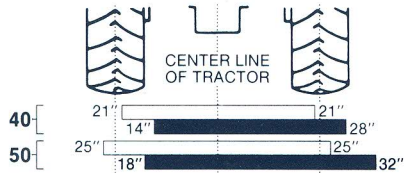
Built to save fuel and field time, the versatile HR 40 ROTAVATOR brings new year-round economy to your tillage program.



# SPECIFICATIONS

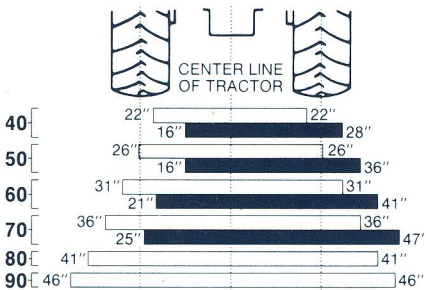
## MODEL HR 4

**Power Range:** 10-25 H.P. tractors with 540 PTO.  
**Tillage Widths:** 40", 50".  
**Hitch:** Cat. O & I.  
**Tillage Depth:** Adjustable to 7" via std. twin depth-control skids.  
**Rotor Speed:** 238 rpm.  
**Weights:** 40"-327 lbs., 50"-358 lbs.



## MODEL HR 20

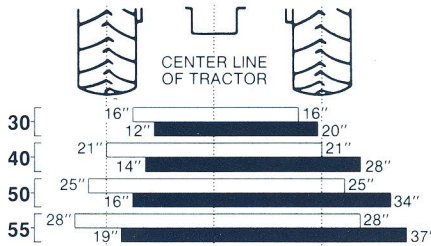
**Power Range:** 30-65 H.P. tractors with 540 PTO.  
**Tillage Widths:** 40", 50", 60", 70", 80", 90".  
**Hitch:** Cat. I & II.  
**Tillage Depth:** Adjustable to 7" via std. skids or opt. wheels. Opt. crumble roller on 80" & 90" models.  
**Rotor Speeds:** 200 rpm with single-speed gearbox. Other speeds with opt. Selectatilh gearbox.  
**Weights:** 40"-748 lbs., 50"-803 lbs., 60"-891 lbs., 70"-979 lbs., 80"-1,100 lbs., 90"-1,210 lbs. with Selectatilh. 77 lbs. less with single-speed gearbox.



Offset is 4" less with Selectatilh.

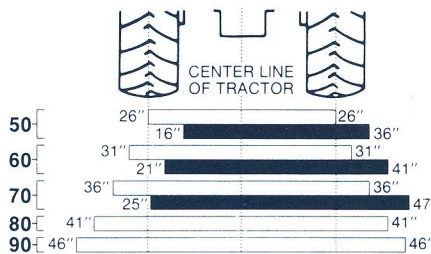
## MODEL HR 8

**Power Range:** 12-35 H.P. tractors with 540 PTO.  
**Tillage Widths:** 30", 40", 50", 55".  
**Hitch:** Cat. I.  
**Tillage Depth:** Adjustable to 7" via std. skids or opt. front wheels.  
**Rotor Speed:** 196 rpm.  
**Weights:** 30"-316 lbs., 40"-352 lbs., 50"-402 lbs., 55"-420 lbs.



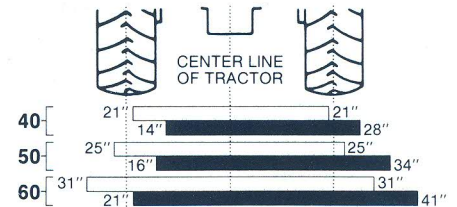
## MODEL HR 30

**Power Range:** 45-85 H.P. tractors with 540/1000 PTO.  
**Tillage Widths:** 50", 60", 70", 80", 90".  
**Hitch:** Cat. I & II.  
**Tillage Depth:** Adjustable to 8" via std. skids or opt. wheels on 50", 60" & 70" models. Std. wheels or opt. crumble roller on 80" & 90" models.  
**Rotor Speeds:** 170, 190, 213 & 235 rpm with 540 PTO; 195 & 245 rpm with 1000 PTO.  
**Weights:** 50"-940 lbs., 60"-1,020 lbs., 70"-1,100 lbs., 80"-1,350 lbs., 90"-1,420 lbs.



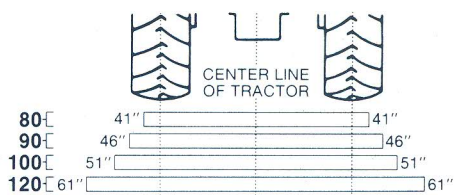
## MODEL HR 10

**Power Range:** 25-50 H.P. tractors with 540 PTO.  
**Tillage Widths:** 40", 50", 60".  
**Hitch:** Cat. I & II.  
**Tillage Depth:** Adjustable to 7" via std. skids or opt. front wheels.  
**Rotor Speed:** 210 rpm.  
**Weights:** 40"-528 lbs., 50"-572 lbs., 60"-627 lbs.



## MODEL HR 40

**Power Range:** 80-135 H.P. tractors with 1000 PTO.  
**Tillage Widths:** 80", 90", 100", 120".  
**Hitch:** Cat. II.  
**Tillage Depth:** Adjustable to 8" via std. wheels. Opt. crumble roller on 90", 100" & 120" models.  
**Rotor Speeds:** 175, 195, 215 & 235 rpm.  
**Weights:** 80"-1,855 lbs., 90"-1,985 lbs., 100"-2,095 lbs., 120"-2,315 lbs.



## DEALER

Specifications and design subject to change without notice.



Thrige Agro A/S  
 P.O. Box 110  
 693 Dane Street  
 Woodstock, IL 60098