

# **Statewide Trends and Community Statistics**

# 2019

## **Wyoming Youth and Alcohol**



**Wyoming Association of Sheriffs  
and Chiefs of Police**

# Wyoming Association of Sheriffs and Chiefs of Police

## Wyoming Youth and Alcohol - 2019: Enforcing Underage Drinking Laws Grant Programs

Big Horn County, Casper, Cheyenne, Douglas, Evanston, Gillette, Guernsey, Hanna, Jackson, Lander, Laramie, Laramie County, Lincoln County, Moorcroft, Powell, Rawlins, Rock Springs, Sheridan, Teton County, Torrington, Uinta County and the University of Wyoming

March 2020

This project was accomplished with grant funding provided by the Wyoming Department of Health – Mental Health and Substance Abuse Services Division (Strategic Prevention Framework Partnerships for Success program grant).

The Wyoming Association of Sheriffs and Chiefs of Police managed the program grant and collected the data contained in this report. Johnson and Associates developed the master database, assembled and analyzed the data. The report was authored by Ernest L. Johnson, Director of Services.

TABLE OF CONTENTS

INTRODUCTION..... 2-3

COLLECTIVE COMMUNITY DATA – SUMMARY..... 4

COLLECTIVE COMMUNITY DATA - GRAPHS/CHARTS..... 5 - 14

INDIVIDUAL COMMUNITY DATA ..... 15 -36

STATEWIDE TRENDS ANALYSIS - GRAPHS..... 37 - 45

PARTICIPATING COMMUNITIES/COUNTIES

- Big Horn County
- Casper
- Cheyenne
- Douglas
- Evanston
- Gillette
- Guernsey
- Hanna
- Jackson
- Lander
- Laramie
- Laramie County
- Lincoln County
- Moorcroft
- Powell
- Rawlins
- Rock Springs
- Sheridan
- Teton County
- Torrington
- Uinta County
- University of Wyoming

ACKNOWLEDGEMENTS..... 46

PROJECT MANAGER VITA .....47 - 48

## INTRODUCTION

---

Underage and binge drinking have become serious public health and safety concerns in every community in Wyoming – as they have throughout the rest of the country. Youth are beginning to drink at an earlier age and they are drinking greater quantities than ever before. The increasing risk to Wyoming youth and communities prompted the Wyoming Association of Sheriffs and Chiefs of Police to begin collecting youth and alcohol-related data to develop more effective long-term strategies for law enforcement agencies and underage drinking prevention coalitions in Wyoming.

This data collection effort has been funded primarily with the use of federal grant funds provided by the Wyoming Department of Health. The grant funds received from the Wyoming Department of Health originally came from the United States Department of Justice - Office of Juvenile Justice and Delinquency Prevention as part of an existing national grant program entitled Enforcing Underage Drinking Laws. These federal grant funds were provided to the state of Wyoming since 1998 and were administered by the Wyoming Department of Health – Mental Health and Substance Abuse Services Division. The OJJDP EUDL funding came to an end during 2013. The Wyoming Department of Health now provides grant funding to continue EUDL activities through a Substance Abuse and Mental Health Services Administration (SAMHSA) program entitled Strategic Prevention Framework Partnerships for Success.

Unlike other national prevention grant programs, these funds are specifically intended to be used for law enforcement initiatives which

focus on effective enforcement of underage drinking laws. Due to the law enforcement focus of these federal grant funds, the Division began contracting with the Wyoming Association of Sheriffs and Chiefs of Police in 2006 to administer the grant process and to direct the efforts of the law enforcement agencies that apply for grant funding.

In 2007, the Association decided to take a more strategic approach in the administration of these federal grant funds by implementing a statewide initiative that would involve multiple law enforcement agencies in a more directed manner. The Wyoming Communities in Action initiative was designed to recruit and involve more law enforcement agencies in efforts to reduce underage drinking in their communities. The initiative was also intended to be the means by which more effective strategies could be devised, implemented and evaluated – strategies which could then be shared, replicated and used by other agencies in the state.

An integral phase of this initiative involved devising a data collection process that would provide more complete, detailed information relative to incidents where law enforcement comes in contact with youth who are in possession of, or who have been drinking alcohol.

The process of identifying and selecting the data fields which would be useful for strategy development and evaluation purposes was a critical first step. Demographic information, location of law enforcement contact, time of day, arrests versus citations, blood alcohol concentration levels and determining the source

## Wyoming Youth and Alcohol Data - 2019

---

of the alcohol were all selected and included in the data collection process employed by all participating agencies.

The data is collected daily, then tabulated and uploaded monthly to an online project management site. This information is then added to a master database and monthly reports are created for every grant agency – as well as included in an aggregated year-end report for all communities.

This report is comprised of data collected by twenty-two law enforcement agencies in Wyoming that participated in the grant-funded program during calendar year 2019. Five counties, sixteen municipalities and the University of Wyoming now have a baseline of data relative to youth involvement with alcohol which can be used to assess and compare enforcement efforts and underage drinking prevention initiatives.

This report is divided into three sections. The first section entitled COLLECTIVE COMMUNITY DATA provides aggregated alcohol-related statistics involving youth which was submitted by the twenty-two agencies that participated in 2019.

The second section entitled INDIVIDUAL COMMUNITY DATA provides statistics for the following twenty-two agencies that participated in 2019: Casper, Big Horn County, Cheyenne, Douglas, Evanston, Gillette, Guernsey, Hanna, Jackson, Lander, Laramie, Laramie County, Lincoln County, Moorcroft, Powell, Rawlins, Rock Springs, Sheridan, Teton County, Torrington, Uinta County and the University of Wyoming.

The third section entitled TRENDS ANALYSIS: 2015 – 2019 provides a five-year analysis of the fifteen agencies that submitted data in each of those five years.

## COLLECTIVE COMMUNITY DATA

---

Although this report presents data from only twenty-two communities or counties in the state, these communities comprise more than half of the state's population. The community statistics, when aggregated, provides detailed information relative to Wyoming incidents in which law enforcement officers encountered youth who were in possession of, or who had been drinking alcohol.

The data in this report was collected during a twelve-month period (January 1, 2019 through December 31, 2019).

The statistics contained in this report provide a better understanding of alcohol use by youth in Wyoming than has been available before. Specific data regarding age, gender, time of day, charges, whether arrested or cited and released, location of offense and where the minor obtained alcohol is in this section of the report - information useful for prevention efforts, manpower deployment and strategy development.

An assortment of charts and graphs of aggregated data collected in the twenty-one communities are included in this report. Highlighted below are some significant, useful statistics:

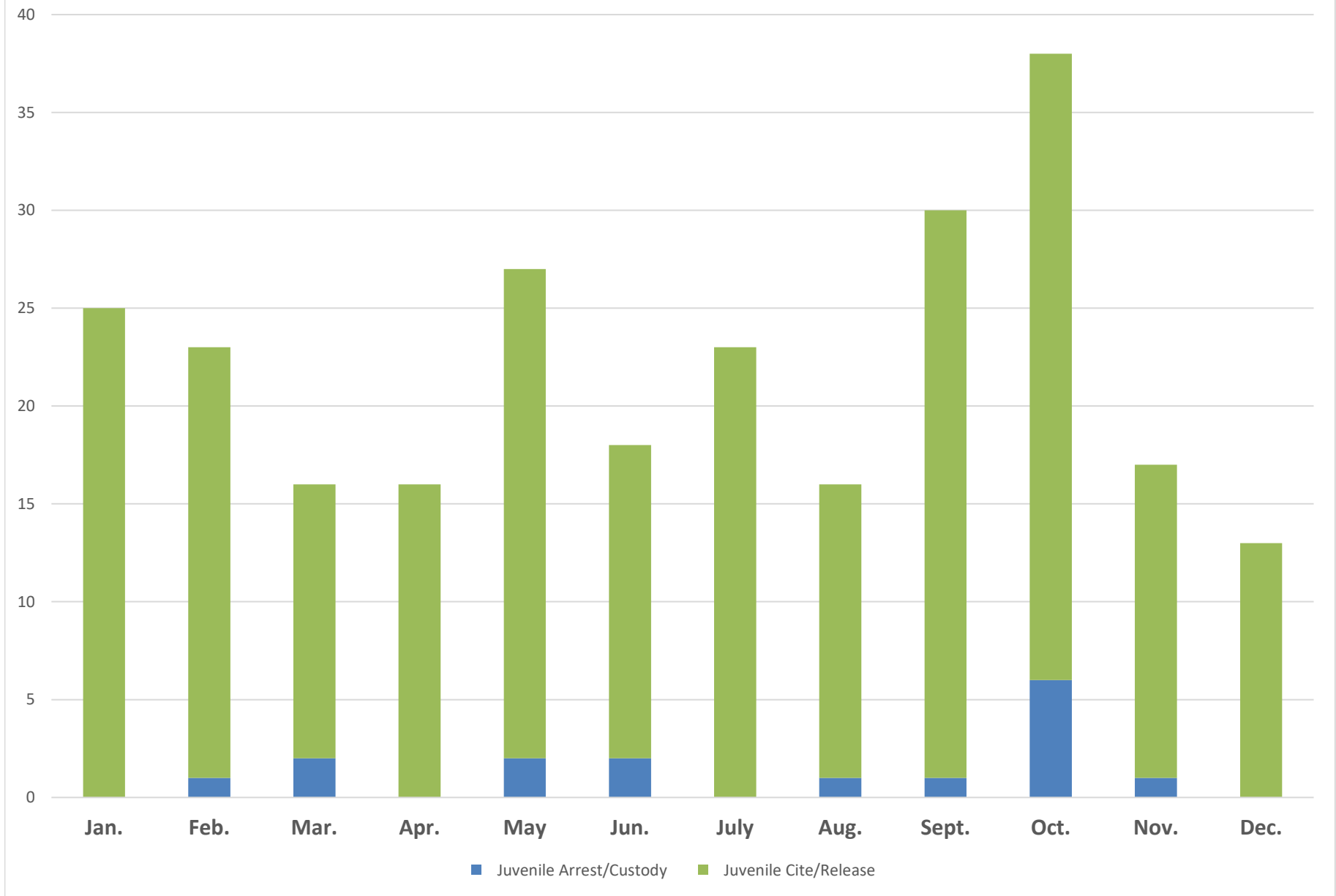
- 1,106 underage youth were arrested or cited for involvement with alcohol
- 87 adults over the age of 21 (male and female) were arrested during alcohol-involved incidents where underage drinkers were arrested
- 16 juveniles were arrested and taken into custody – 246 were cited and released
- Males age 18-20 accounted for the most arrests/citations – 557 (50%)
- Females age 18-20 were second in arrests and citations - 285 (26%)
- Males age 15-17 were third in arrests/citations – 128 (12%)
- Females age 15-17 were fourth in arrests/citations – 93 (8%)
- 26 males age 14 and under were cited or arrested
- 17 females age 14 and under were cited or arrested
- Average BAC: PBT – 0.058
- Law enforcement arrests involving youth and alcohol occurred more often between 10PM and 2AM - 672 (61%)
- 289 of the 1,106 total arrests occurred between 10PM and Midnight, 383 occurred between Midnight and 2AM, and 144 occurred between 2AM and 4AM
- Minor in Possession was the most frequent charge – 967 of the total 1,106 underage arrests
- There were numerous incidences of accompanying charges for Interference, possession of controlled substance, interference, assault, resisting arrest, disturbance
- 51 underage youth were arrested for DUI
- Private Residences were most often involved – 521
- 92% of the time minors reported they obtained alcohol from a Party (75%) or Home (17%)

January - December													Totals
	Jan.	Feb.	Mar.	Apr.	May	Jun.	July	Aug.	Sept.	Oct.	Nov.	Dec.	& Ave.
<b>Total Arrests</b>	80	114	90	59	94	70	92	63	175	142	108	106	1193
Over 21	5	3	8	5	18	3	5	5	8	4	14	9	87
18-20	50	88	65	38	49	49	64	42	137	99	77	84	842
15-17	21	21	15	15	19	17	19	15	26	31	10	12	221
14 and Under	4	2	2	1	8	1	4	1	4	8	7	1	43
Age Unknown	0	0	0	0	0	0	0	0	0	0	0	0	0
<b>Total Cite/Release</b>	72	103	70	49	74	52	82	47	150	124	90	90	1003
Juvenile Cite/Release	25	22	14	16	25	16	23	15	29	32	16	13	246
<b>Total Arrest/Custody</b>	8	11	20	10	20	18	10	16	25	18	18	16	190
Juvenile Arrest/Custody	0	1	2	0	2	2	0	1	1	6	1	0	16
<b>Day of Week</b>													
Monday	9	5	5	4	9	8	5	2	26	1	5	12	91
Tuesday	5	4	4	5	4	6	9	6	3	6	6	10	68
Wednesday	4	6	8	6	11	8	6	7	7	14	12	4	93
Thursday	6	11	14	4	16	5	14	6	12	24	9	13	134
Friday	7	34	23	13	12	1	14	11	12	18	27	30	202
Saturday	33	23	29	9	27	22	24	17	67	44	29	14	338
Sunday	16	31	7	18	15	20	20	14	48	35	20	23	267
<b>Time</b>													
10am-4pm	11	5	6	6	7	5	2	0	17	15	6	6	86
4pm-10pm	8	11	11	7	29	8	30	13	23	16	26	24	206
10pm-12am	19	38	29	14	28	12	33	17	23	29	20	27	289
12am-2am	27	41	25	10	18	19	9	22	79	52	43	38	383
2am-4am	9	7	16	13	9	21	14	6	16	18	10	5	144
4am-10am	6	12	3	9	3	5	4	5	17	12	3	6	85
<b>Age and Gender</b>													
Female 14 and under	2	1	1	0	5	0	3	1	1	0	2	1	17
Female 15-17	6	7	4	5	9	6	8	7	16	13	5	7	93
Female 18-20	15	40	22	12	18	13	23	11	49	24	29	29	285
Female over 21	4	1	2	2	10	2	3	1	3	1	6	4	39
Female no age	0	0	0	0	0	0	0	0	0	0	0	0	0
Male 14 and under	2	1	1	1	3	1	1	0	3	8	5	0	26
Male 15-17	15	14	11	10	10	11	11	8	10	18	5	5	128
Male 18-20	35	48	43	26	31	36	41	31	88	75	48	55	557
Male over 21	1	2	6	3	8	1	2	4	5	3	8	5	48
Male no age	0	0	0	0	0	0	0	0	0	0	0	0	0
<b>MIP</b>	70	103	71	44	66	56	62	50	154	119	88	84	967
17 and Under	24	22	14	13	24	15	13	16	29	33	17	13	233
18-20	46	81	57	31	42	41	49	34	125	86	71	71	734
14 and Under	4	2	2	1	7	1	2	1	3	8	7	1	39
15-17	20	20	12	12	17	14	11	15	26	25	10	12	194
<b>DUI</b>	5	4	5	4	4	5	6	5	4	4	2	5	53
17 and Under	0	1	2	1	1	1	2	0	0	1	0	0	9
18-20	5	3	3	3	3	4	3	4	4	3	2	5	42
21 and Over	0	0	0	0	0	0	1	1	0	0	0	0	2
<b>Open Container</b>	0	2	0	2	0	1	4	3	1	3	0	0	16
<b>Youthful Offender</b>	2	8	6	2	1	2	7	0	4	10	8	0	50
<b>Public Intoxication</b>	0	2	1	5	1	3	10	2	3	1	1	0	29
17 and Under	0	0	0	2	1	1	4	0	1	0	0	0	9
18-20	0	2	1	3	0	2	6	2	2	1	1	0	20
21 and Over	0	0	0	0	0	0	0	0	0	0	0	0	0
14 and Under	0	0	0	0	0	0	1	0	1	0	0	0	2
15-17	0	0	0	2	1	1	3	0	0	0	0	0	7
<b>Minor in Establishment</b>	0	0	1	0	0	1	0	0	2	0	0	4	8
<b>Furnish to Minor</b>	3	7	7	1	4	1	1	0	8	9	4	6	51
<b>Sell to Minor</b>	0	0	2	3	16	1	3	1	0	3	11	8	48
<b>False ID</b>	0	4	10	3	3	4	7	4	11	6	2	2	56

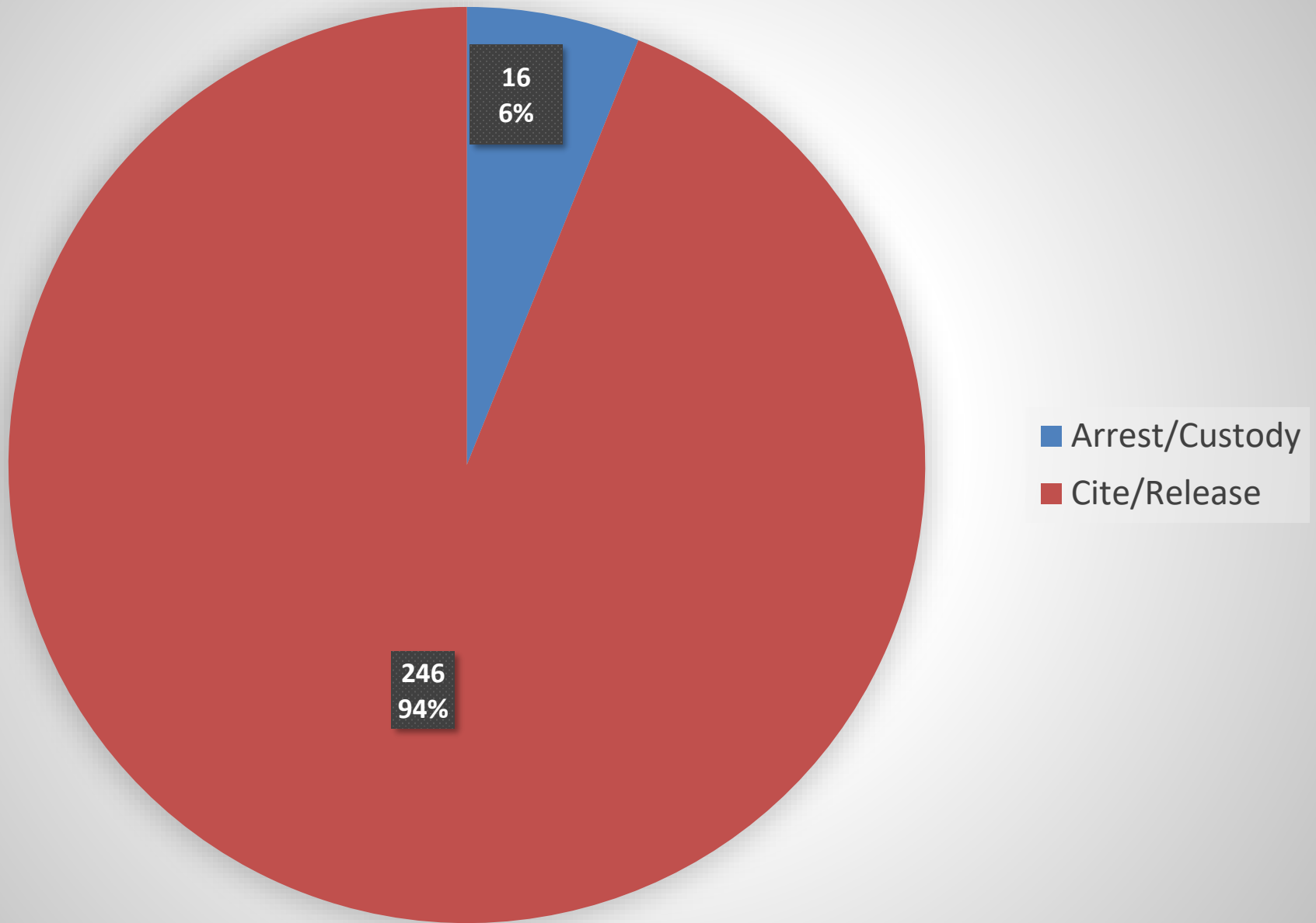
January - December													Totals
	Jan.	Feb.	Mar.	Apr.	May	Jun.	July	Aug.	Sept.	Oct.	Nov.	Dec.	& Ave.
<b>BAC</b>													
PBT	0.049	0.037	0.077	0.087	0.060	0.061	0.051	0.076	0.059	0.038	0.044	0.060	0.058
Intoximeter	0.000	0.005	0.010	0.001	0.026	0.000	0.011	0.011	0.000	0.020	0.000	0.014	0.008
Refused	3	7	8	10	2	2	1	2	16	14	8	10	83
<b>Accident Related</b>	0	0	0	0	0	0	0	0	0	0	0	0	0
<b>Location of Offense</b>													
Bar	1	2	9	5	9	3	8	5	7	7	10	13	79
Other	1	2	0	3	18	6	9	14	19	17	9	3	101
Park	1	3	2	1	0	5	18	0	0	3	1	4	38
Parking Lot	3	2	2	3	5	2	6	6	5	10	1	6	51
Residence	46	77	43	25	26	18	5	11	104	58	49	59	521
Restaurant	1	1	4	1	6	7	3	2	0	0	1	4	30
School	12	8	3	6	6	0	0	1	10	15	2	5	68
Street	12	15	24	11	20	22	39	15	28	26	18	8	238
Vehicle	1	3	0	4	4	2	3	8	0	5	16	2	48
<b>Where Minor Obt. Alc.</b>													
Bar	2	1	1	3	2	4	0	3	5	4	1	2	28
Home	3	8	7	3	9	1	3	3	2	17	5	9	70
Liquor Store	0	0	0	0	3	0	0	0	1	0	1	1	6
Party	20	31	13	10	26	4	1	8	71	64	26	43	317
<b>Other Crimes Charged</b>													
Felony	0	0	1	0	0	2	0	0	0	0	0	0	3
Misdemeanor	5	8	10	4	10	6	10	12	9	24	6	4	108
Assault	1	1	0	0	1	0	0	0	0	0	0	0	3
Resisting Arrest	0	0	0	0	0	0	0	0	0	0	0	0	0
Interference	1	1	2	1	1	3	4	2	1	1	4	0	21
Disturbance	0	0	0	0	0	0	4	0	1	0	1	0	6
Curfew	0	0	0	0	0	0	0	0	0	0	1	0	1
Possession of Controlled Substance	7	2	4	6	2	0	1	2	0	3	1	3	31



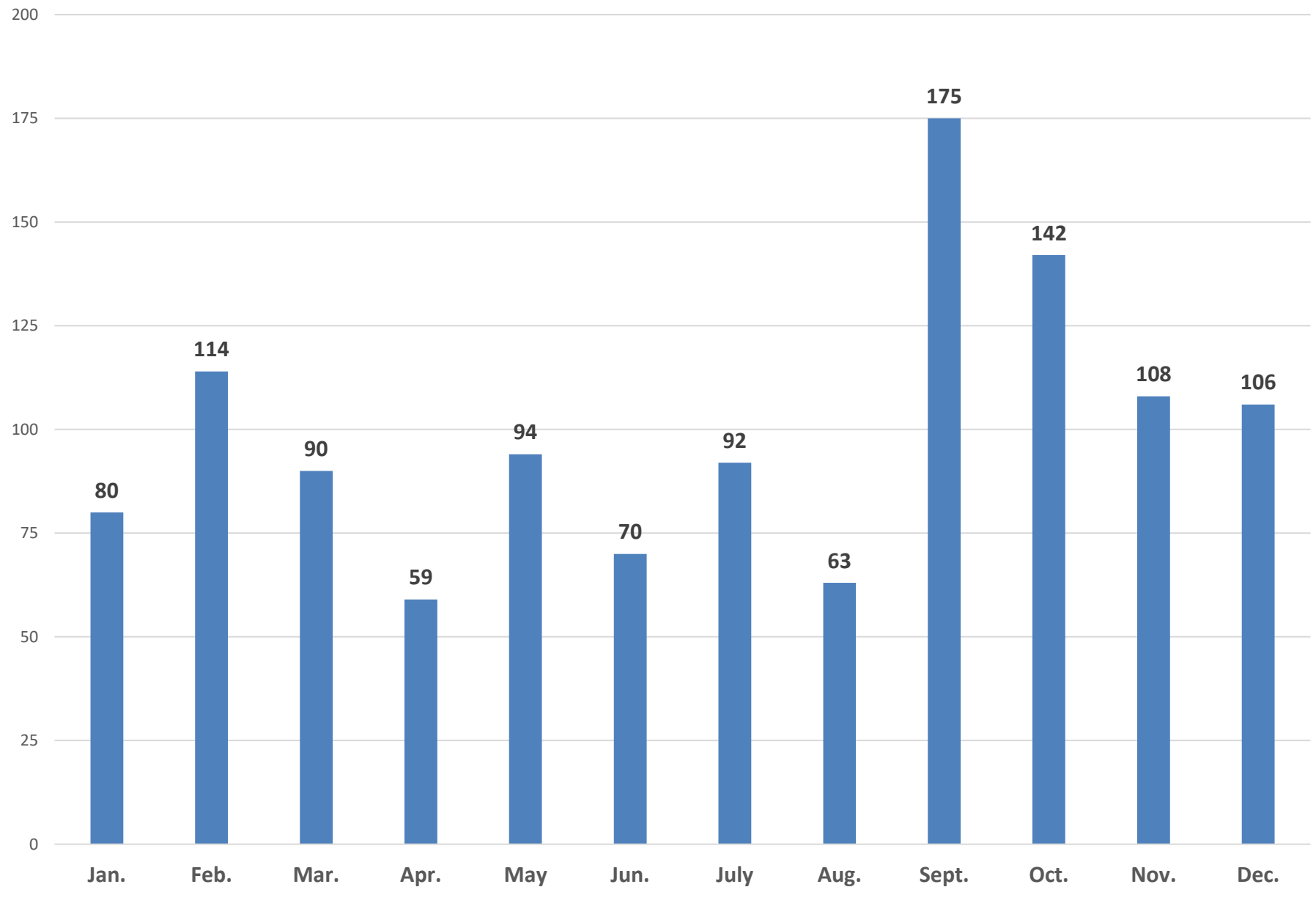
## Juvenile Arrest/Custody vs. Cite/Release: 2019



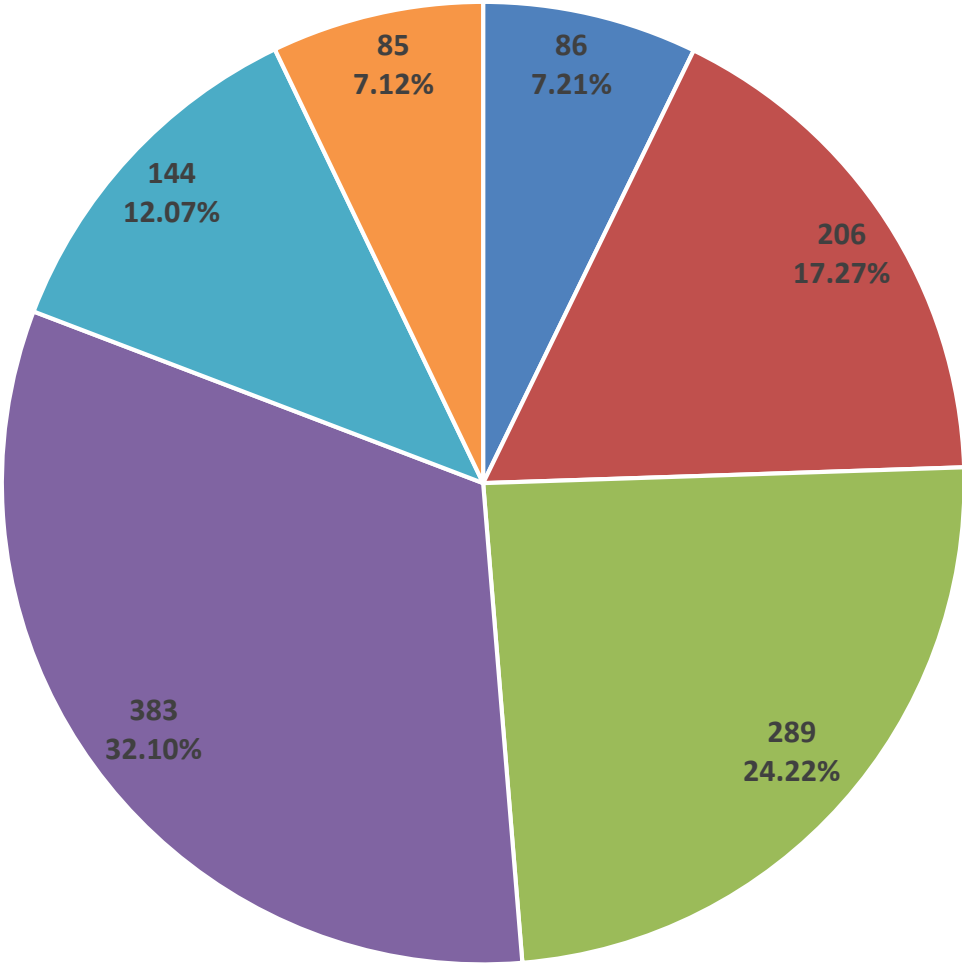
## Juvenile Arrests vs. Cite/Release: 2019



## Total Reports: January - December 2019



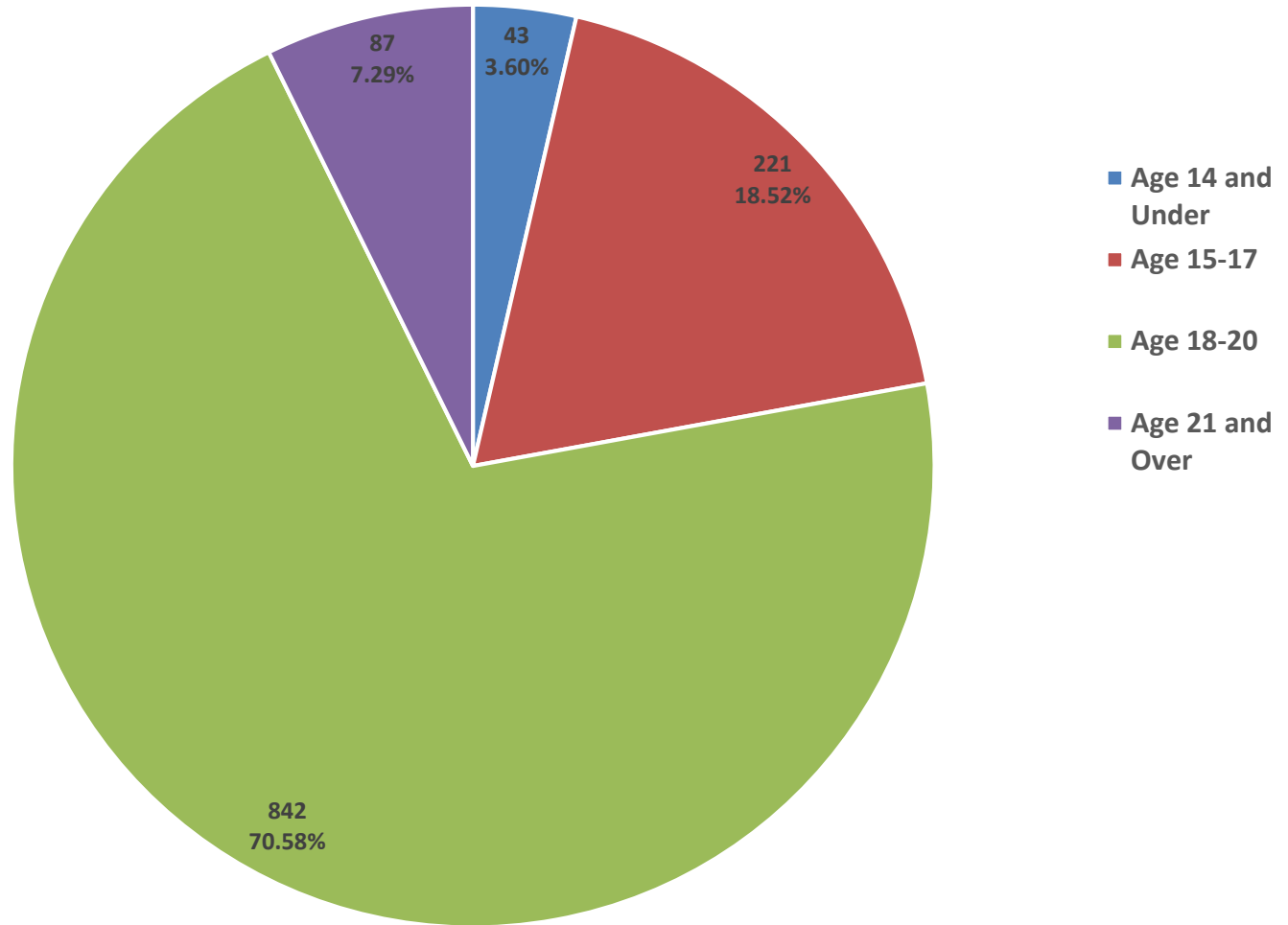
# Time Distribution: January - December 2019



- 10am-4pm
- 4pm-10pm
- 10pm-12am
- 12am-2am
- 2am-4am
- 4am-10am

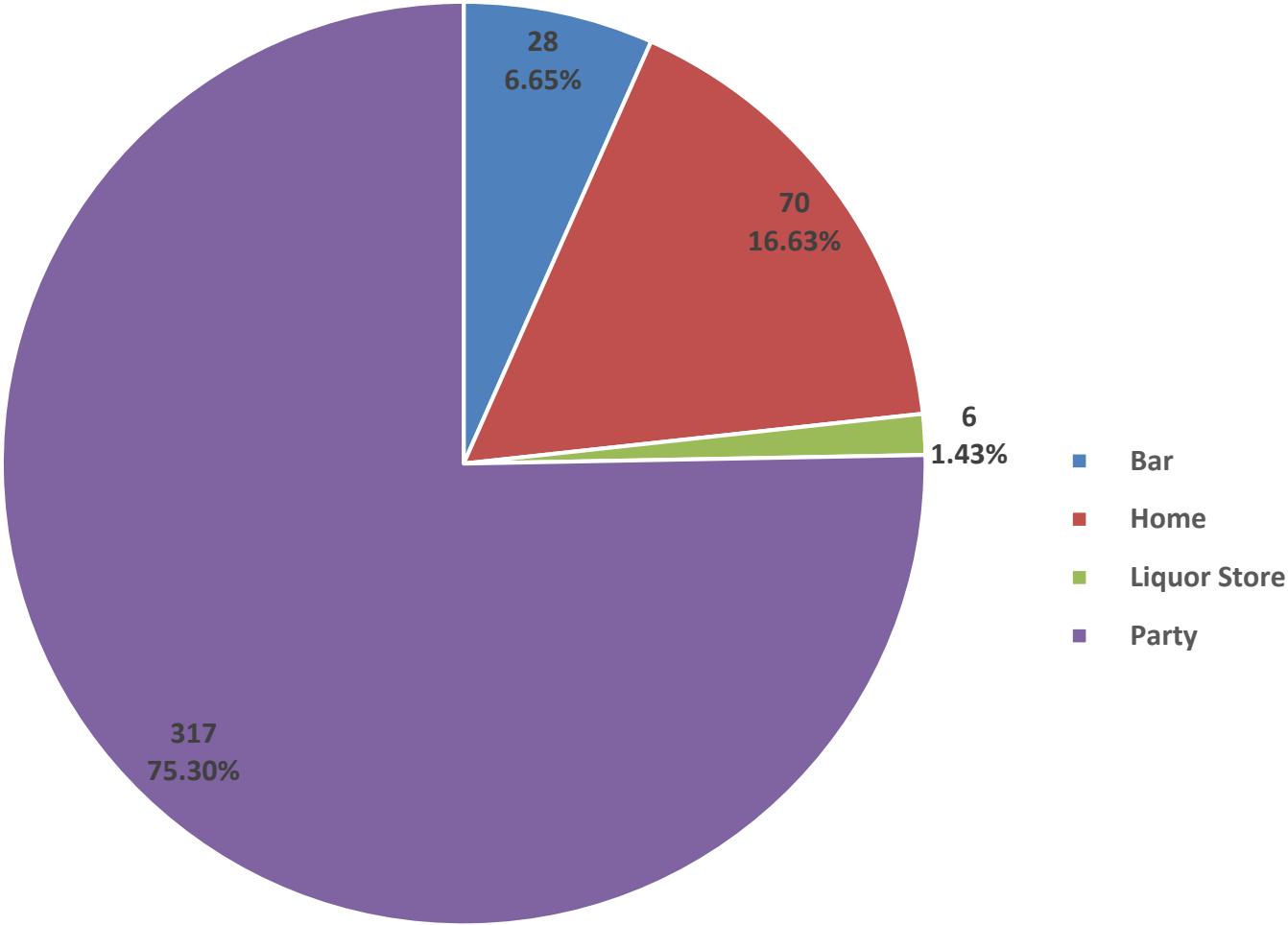
Given:  
Number of Reports  
Percent of total

## Age Distribution: January - December 2019



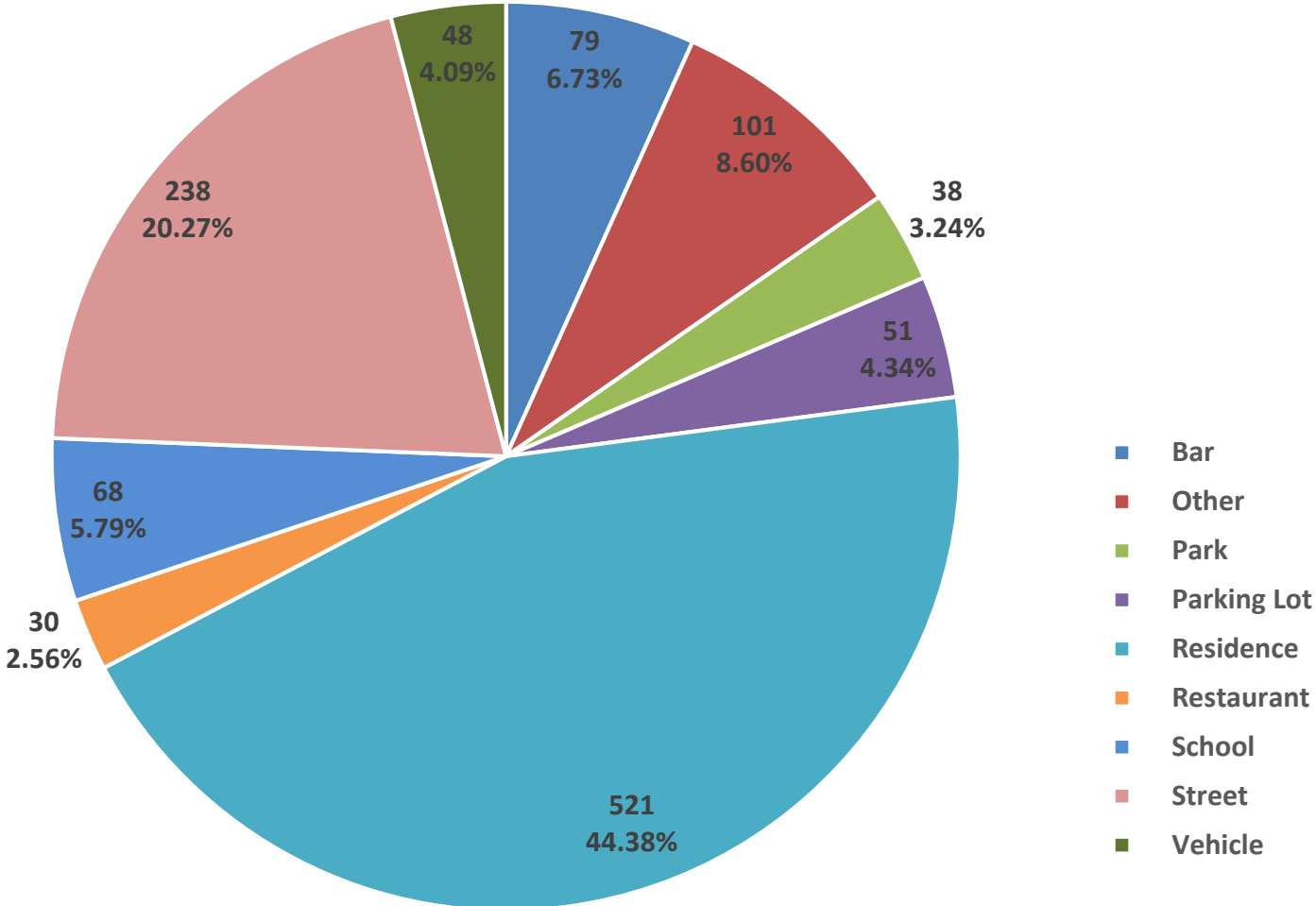
**Given:**  
Number of Reports  
Percent of total

# Where Minors Obtained Alcohol: January - December 2019



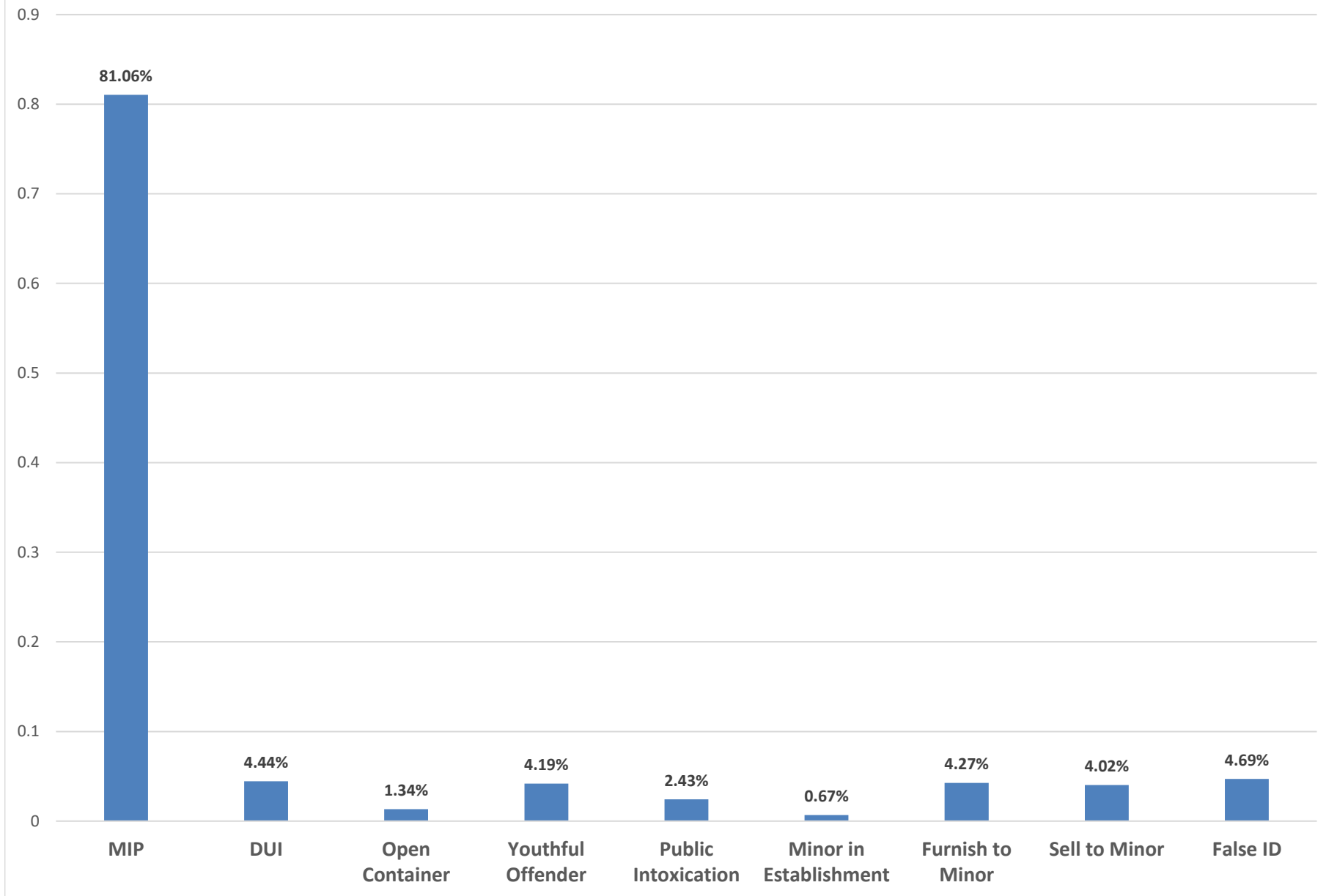
**Given:  
Number of  
Reports  
Percent of total**

### Location of Offense: January - December 2019



Given:  
 Number of Reports  
 Percent of total

## Charges as a Percent of Total Reports: January - December 2019





## INDIVIDUAL COMMUNITY DATA

Law Enforcement agencies representing the following communities and counties submitted data relative to incidents in which law enforcement officers encountered youth who were in possession of, or who had been drinking alcohol during calendar year 2019. The data for each individual community is included in this section of the report.

- Big Horn County
- Casper
- Cheyenne
- Douglas
- Evanston
- Gillette
- Guernsey
- Hanna
- Jackson
- Kemmerer
- Lander
- Laramie
- Laramie County
- Lincoln County
- Powell
- Rawlins
- Rock Springs
- Sheridan
- Teton County
- Torrington
- Uinta County
- University of Wyoming

Big Horn County: January - December 2019													
	Jan.	Feb.	Mar.	Apr.	May	Jun.	July	Aug.	Sept.	Oct.	Nov.	Dec.	Totals & Ave.
<b>Total Arrests</b>	0	0	0	1	3	0	1	3	0	0	0	1	9
Over 21	0	0	0	1	3	0	0	0	0	0	0	1	5
18-20	0	0	0	0	0	0	1	1	0	0	0	0	2
15-17	0	0	0	0	0	0	0	2	0	0	0	0	2
14 and Under	0	0	0	0	0	0	0	0	0	0	0	0	0
Age Unknown	0	0	0	0	0	0	0	0	0	0	0	0	0
<b>Total Cite/Release</b>	0	0	0	1	3	0	1	3	0	0	0	1	9
Juvenile Cite/Release	0	0	0	0	0	0	0	2	0	0	0	0	2
<b>Total Arrest/Custody</b>	0	0	0	0	0	0	0	0	0	0	0	0	0
Juvenile Arrest/Custody	0	0	0	0	0	0	0	0	0	0	0	0	0
<b>Day of Week</b>													
Monday	0	0	0	0	0	0	0	0	0	0	0	0	0
Tuesday	0	0	0	0	0	0	0	0	0	0	0	0	0
Wednesday	0	0	0	0	2	0	0	0	0	0	0	0	2
Thursday	0	0	0	0	0	0	0	0	0	0	0	0	0
Friday	0	0	0	0	0	0	0	0	0	0	0	0	0
Saturday	0	0	0	0	1	0	0	0	0	0	0	1	2
Sunday	0	0	0	1	0	0	1	3	0	0	0	0	5
<b>Time</b>													
10am-4pm	0	0	0	1	0	0	0	0	0	0	0	0	1
4pm-10pm	0	0	0	0	3	0	0	0	0	0	0	0	3
10pm-12am	0	0	0	0	0	0	0	0	0	0	0	1	1
12am-2am	0	0	0	0	0	0	0	3	0	0	0	0	3
2am-4am	0	0	0	0	0	0	1	0	0	0	0	0	1
4am-10am	0	0	0	0	0	0	0	0	0	0	0	0	0
<b>Age and Gender</b>													
Female 14 and under	0	0	0	0	0	0	0	0	0	0	0	0	0
Female 15-17	0	0	0	0	0	0	0	0	0	0	0	0	0
Female 18-20	0	0	0	0	0	0	0	0	0	0	0	0	0
Female over 21	0	0	0	0	3	0	0	0	0	0	0	1	4
Female no age	0	0	0	0	0	0	0	0	0	0	0	0	0
Male 14 and under	0	0	0	0	0	0	0	0	0	0	0	0	0
Male 15-17	0	0	0	0	0	0	0	2	0	0	0	0	2
Male 18-20	0	0	0	0	0	0	1	1	0	0	0	0	2
Male over 21	0	0	0	1	0	0	0	0	0	0	0	0	1
Male no age	0	0	0	0	0	0	0	0	0	0	0	0	0
<b>MIP</b>	0	0	0	0	0	0	0	3	0	0	0	0	3
17 and Under	0	0	0	0	0	0	0	2	0	0	0	0	2
18-20	0	0	0	0	0	0	0	1	0	0	0	0	1
14 and Under	0	0	0	0	0	0	0	0	0	0	0	0	0
15-17	0	0	0	0	0	0	0	2	0	0	0	0	2
DUI	0	0	0	0	0	0	0	0	0	0	0	0	0
17 and Under	0	0	0	0	0	0	0	0	0	0	0	0	0
18-20	0	0	0	0	0	0	0	0	0	0	0	0	0
21 and Over	0	0	0	0	0	0	0	0	0	0	0	0	0
<b>Open Container</b>	0	0	0	0	0	0	0	0	0	0	0	0	0
Youthful Offender	0	0	0	0	0	0	1	0	0	0	0	0	1
<b>Public Intoxication</b>	0	0	0	0	0	0	0	0	0	0	0	0	0
17 and Under	0	0	0	0	0	0	0	0	0	0	0	0	0
18-20	0	0	0	0	0	0	0	0	0	0	0	0	0
21 and Over	0	0	0	0	0	0	0	0	0	0	0	0	0
14 and Under	0	0	0	0	0	0	0	0	0	0	0	0	0
15-17	0	0	0	0	0	0	0	0	0	0	0	0	0
<b>Minor in Establishment</b>	0	0	0	0	0	0	0	0	0	0	0	0	0
Furnish to Minor	0	0	0	1	0	0	0	0	0	0	0	0	1
Sell to Minor	0	0	0	0	3	0	0	0	0	0	0	1	4
False ID	0	0	0	0	0	0	0	0	0	0	0	0	0
<b>BAC</b>													
PBT	0.000	0.000	0.000	0.000	0.000	0.000	0.037	0.012	0.000	0.000	0.000	0.000	0.004
Intoximeter	0.000	0.000	0.000	0.000	0.000	0.000	0.000	0.000	0.000	0.000	0.000	0.000	0.000
Refused	0	0	0	0	0	0	0	0	0	0	0	0	0
<b>Accident Related</b>	0	0	0	0	0	0	0	0	0	0	0	0	0
<b>Location of Offense</b>													
Bar	0	0	0	0	2	0	0	0	0	0	0	1	3
Other	0	0	0	1	1	0	1	3	0	0	0	0	6
Park	0	0	0	0	0	0	0	0	0	0	0	0	0
Parking Lot	0	0	0	0	0	0	0	0	0	0	0	0	0
Residence	0	0	0	0	0	0	0	0	0	0	0	0	0
Restaurant	0	0	0	0	0	0	0	0	0	0	0	0	0
School	0	0	0	0	0	0	0	0	0	0	0	0	0
Street	0	0	0	0	0	0	0	0	0	0	0	0	0
Vehicle	0	0	0	0	0	0	0	0	0	0	0	0	0
<b>Where Minor Obt. Alc.</b>													
Bar	0	0	0	0	0	0	0	0	0	0	0	0	0
Home	0	0	0	1	0	0	0	0	0	0	0	0	1
Liquor Store	0	0	0	0	0	0	0	0	0	0	0	0	0
Party	0	0	0	0	0	0	0	0	0	0	0	0	0
<b>Other Crimes Charged</b>													
Felony	0	0	0	0	0	0	0	0	0	0	0	0	0
Misdemeanor	0	0	0	0	0	0	0	0	0	0	0	0	0
Assault	0	0	0	0	0	0	0	0	0	0	0	0	0
Resisting Arrest	0	0	0	0	0	0	0	0	0	0	0	0	0
Interference	0	0	0	0	0	0	0	0	0	0	0	0	0
Disturbance	0	0	0	0	0	0	0	0	0	0	0	0	0
Curfew	0	0	0	0	0	0	0	0	0	0	0	0	0
Possession of Controlled Substance	0	0	0	0	0	0	0	0	0	0	0	0	0

Casper: January - December 2019													Totals
	Jan.	Feb.	Mar.	Apr.	May	Jun.	July	Aug.	Sept.	Oct.	Nov.	Dec.	& Ave.
<b>Total Arrests</b>	2	7	2	6	7	10	4	5	5	18	15	21	102
Over 21	0	0	0	3	3	0	0	0	1	0	2	0	9
18-20	0	5	2	1	3	7	0	1	1	1	6	17	44
15-17	1	1	0	1	0	3	3	3	1	9	3	4	29
14 and Under	1	1	0	1	1	0	1	1	2	8	4	0	20
Age Unknown	0	0	0	0	0	0	0	0	0	0	0	0	0
<b>Total Cite/Release</b>	2	6	0	5	6	6	4	4	5	17	12	21	88
Juvenile Cite/Release	2	2	0	2	1	3	4	4	3	17	6	4	48
<b>Total Arrest/Custody</b>	0	1	2	1	1	4	0	1	0	1	3	0	14
Juvenile Arrest/Custody	0	0	0	0	0	0	0	0	0	0	1	0	1
<b>Day of Week</b>													
Monday	0	0	0	0	1	0	2	0	3	0	0	0	6
Tuesday	1	0	0	3	0	0	1	1	0	0	1	0	7
Wednesday	0	2	0	0	4	2	0	1	1	11	6	0	27
Thursday	0	1	0	0	1	0	0	0	0	0	1	4	7
Friday	1	0	0	0	1	0	1	1	0	6	2	1	13
Saturday	0	1	1	2	0	3	0	1	1	1	5	0	15
Sunday	0	3	1	1	0	5	0	1	0	0	0	16	27
<b>Time</b>													
10am-4pm	0	0	0	1	3	1	0	0	0	3	2	1	11
4pm-10pm	0	0	0	3	2	5	0	0	1	0	8	0	19
10pm-12am	2	1	1	0	0	0	2	3	1	6	0	4	20
12am-2am	0	3	0	0	1	0	1	0	1	0	4	16	26
2am-4am	0	0	1	0	0	3	1	1	0	1	0	0	7
4am-10am	0	3	0	2	1	1	0	1	2	8	1	0	19
<b>Age and Gender</b>													
Female 14 and under	1	1	0	0	0	0	0	1	1	0	1	0	5
Female 15-17	0	0	0	0	0	1	0	2	1	4	0	0	8
Female 18-20	0	4	1	0	1	3	0	0	1	0	3	1	14
Female over 21	0	0	0	2	2	0	0	0	0	0	2	0	6
Female no age	0	0	0	0	0	0	0	0	0	0	0	0	0
Male 14 and under	0	0	0	1	1	0	1	0	1	8	3	0	15
Male 15-17	1	1	0	1	0	2	3	1	0	5	3	4	21
Male 18-20	0	1	1	1	2	4	0	1	0	1	3	16	30
Male over 21	0	0	0	1	1	0	0	0	1	0	0	0	3
Male no age	0	0	0	0	0	0	0	0	0	0	0	0	0
<b>MIP</b>	2	6	2	2	3	8	4	5	4	18	11	20	85
17 and Under	2	2	0	2	1	2	4	4	3	17	7	4	48
18-20	0	4	2	0	2	6	0	1	1	1	4	16	37
14 and Under	1	1	0	1	1	0	1	1	2	8	4	0	20
15-17	1	1	0	1	0	2	3	3	1	9	3	4	28
DUI	0	0	0	0	1	2	0	0	0	1	0	0	4
17 and Under	0	0	0	0	0	1	0	0	0	0	0	0	1
18-20	0	0	0	0	1	1	0	0	0	1	0	0	3
21 and Over	0	0	0	0	0	0	0	0	0	0	0	0	0
<b>Open Container</b>	0	0	0	0	0	0	0	0	0	2	0	0	2
Youthful Offender	2	6	2	2	0	1	2	0	4	5	7	0	31
Public Intoxication	0	1	0	1	0	0	0	0	0	0	1	0	3
17 and Under	0	0	0	0	0	0	0	0	0	0	0	0	0
18-20	0	1	0	1	0	0	0	0	0	0	1	0	3
21 and Over	0	0	0	0	0	0	0	0	0	0	0	0	0
14 and Under	0	0	0	0	0	0	0	0	0	0	0	0	0
15-17	0	0	0	0	0	0	0	0	0	0	0	0	0
<b>Minor in Establishment</b>	0	0	0	0	0	0	0	0	0	0	0	0	0
Furnish to Minor	0	0	0	0	2	0	0	0	1	0	0	0	3
Sell to Minor	0	0	0	3	1	0	0	0	0	4	1	0	9
False ID	0	0	0	0	0	0	0	0	0	0	0	0	0
<b>BAC</b>													
PBT	0.000	0.082	0.000	0.150	0.174	0.130	0.073	0.159	0.147	0.101	0.224	0.059	0.108
Intoximeter	0.000	0.000	0.000	0.000	0.000	0.000	0.000	0.000	0.000	0.000	0.000	0.000	0.000
Refused	0	0	1	0	0	0	0	0	1	0	1	0	3
<b>Accident Related</b>	0	0	0	0	0	0	0	0	0	0	0	0	0
<b>Location of Offense</b>													
Bar	0	0	0	2	0	0	0	0	0	0	4	0	6
Other	0	0	0	1	0	0	0	0	0	4	1	0	6
Park	0	0	0	0	0	0	0	0	0	0	0	0	0
Parking Lot	0	0	0	0	0	0	0	1	0	1	1	0	3
Residence	1	0	1	1	0	1	0	3	0	0	6	20	33
Restaurant	0	0	0	1	3	1	0	0	0	0	0	1	6
School	1	0	1	1	1	0	0	0	2	7	0	0	13
Street	0	3	0	0	3	3	4	1	2	6	2	0	24
Vehicle	0	3	0	0	0	0	0	0	0	0	0	0	3
<b>Where Minor Obt. Alc.</b>													
Bar	0	0	0	0	0	0	0	0	0	0	0	0	0
Home	1	1	2	0	0	1	0	1	0	11	0	0	17
Liquor Store	0	0	0	0	0	0	0	0	0	0	0	0	0
Party	0	3	0	0	1	0	0	0	0	0	1	20	25
<b>Other Crimes Charged</b>													
Felony	0	0	0	0	0	0	0	0	0	0	0	0	0
Misdemeanor	0	0	0	0	0	0	1	1	0	14	1	0	17
Assault	0	0	0	0	0	0	0	0	0	0	0	0	0
Resisting Arrest	0	0	0	0	0	0	0	0	0	0	0	0	0
Interference	0	0	0	0	0	0	0	0	0	0	2	0	2
Disturbance	0	0	0	0	0	0	0	0	0	0	0	0	0
Curfew	0	0	0	0	0	0	0	0	0	0	1	0	1
Possession of Controlled Substance	1	0	0	0	1	0	0	0	0	0	0	0	2

Cheyenne: January - December 2019													Totals
	Jan.	Feb.	Mar.	Apr.	May	Jun.	July	Aug.	Sept.	Oct.	Nov.	Dec.	& Ave.
<b>Total Arrests</b>	4	1	4	1	8	3	18	3	5	1	5	8	61
Over 21	0	0	2	0	7	0	1	0	0	0	5	6	21
18-20	0	0	0	0	0	1	9	2	3	1	0	2	18
15-17	3	1	1	1	1	2	7	1	1	0	0	0	18
14 and Under	1	0	1	0	0	0	1	0	1	0	0	0	4
Age Unknown	0	0	0	0	0	0	0	0	0	0	0	0	0
<b>Total Cite/Release</b>	4	1	4	1	8	3	18	2	4	0	5	8	58
Juvenile Cite/Release	4	1	2	1	1	2	8	1	2	0	0	0	22
<b>Total Arrest/Custody</b>	0	0	0	0	0	0	0	1	1	1	0	0	3
Juvenile Arrest/Custody	0	0	0	0	0	0	0	0	0	0	0	0	0
<b>Day of Week</b>													
Monday	0	1	0	0	0	1	0	0	0	0	1	5	8
Tuesday	0	0	0	0	0	0	0	0	0	0	2	0	2
Wednesday	1	0	2	0	0	0	0	0	2	0	2	1	8
Thursday	0	0	0	1	4	0	7	0	0	0	0	0	12
Friday	0	0	0	0	0	0	5	1	3	0	0	1	10
Saturday	1	0	2	0	4	2	5	2	0	0	0	1	17
Sunday	2	0	0	0	0	0	1	0	0	1	0	0	4
<b>Time</b>													
10am-4pm	1	0	2	0	1	1	0	0	2	0	0	1	8
4pm-10pm	0	0	2	0	7	0	14	0	1	0	5	7	36
10pm-12am	0	0	0	0	0	2	0	2	2	0	0	0	6
12am-2am	3	0	0	0	0	0	3	0	0	1	0	0	7
2am-4am	0	0	0	0	0	0	0	1	0	0	0	0	1
4am-10am	0	1	0	1	0	0	1	0	0	0	0	0	3
<b>Age and Gender</b>													
Female 14 and under	1	0	0	0	0	0	1	0	0	0	0	0	2
Female 15-17	1	0	0	0	1	1	3	0	0	0	0	0	6
Female 18-20	0	0	0	0	0	0	2	1	0	0	0	2	5
Female over 21	0	0	1	0	4	0	1	0	0	2	2	10	
Female no age	0	0	0	0	0	0	0	0	0	0	0	0	0
Male 14 and under	0	0	1	0	0	0	0	0	1	0	0	0	2
Male 15-17	2	1	1	1	0	1	4	1	1	0	0	0	12
Male 18-20	0	0	0	0	0	1	7	1	3	1	0	0	13
Male over 21	0	0	1	0	3	0	0	0	0	3	4	11	
Male no age	0	0	0	0	0	0	0	0	0	0	0	0	0
<b>MIP</b>	4	1	2	0	0	0	6	1	3	1	0	2	20
17 and Under	4	1	2	0	0	0	2	1	1	0	0	0	11
18-20	0	0	0	0	0	0	4	0	2	1	0	2	9
14 and Under	1	0	1	0	0	0	0	0	0	0	0	0	2
15-17	3	1	1	0	0	0	2	1	1	0	0	0	9
DUI	0	0	0	0	0	0	2	0	1	0	0	0	3
17 and Under	0	0	0	0	0	0	2	0	0	0	0	0	2
18-20	0	0	0	0	0	0	0	0	1	0	0	0	1
21 and Over	0	0	0	0	0	0	0	0	0	0	0	0	0
<b>Open Container</b>	0	0	0	0	0	0	0	0	0	0	0	0	0
Youthful Offender	0	0	0	0	0	1	0	0	0	0	0	0	1
<b>Public Intoxication</b>	0	0	0	1	1	2	9	2	2	0	0	0	17
17 and Under	0	0	0	1	1	1	4	0	1	0	0	0	8
18-20	0	0	0	0	0	1	5	2	1	0	0	0	9
21 and Over	0	0	0	0	0	0	0	0	0	0	0	0	0
14 and Under	0	0	0	0	0	0	1	0	1	0	0	0	2
15-17	0	0	0	1	1	1	3	0	0	0	0	0	6
<b>Minor in Establishment</b>	0	0	0	0	0	0	0	0	0	0	0	0	0
Furnish to Minor	0	0	0	0	0	0	1	0	0	1	0	0	2
<b>Sell to Minor</b>	0	0	2	0	7	0	0	0	0	0	4	6	19
False ID	0	0	0	0	0	0	1	0	0	0	0	0	1
<b>BAC</b>													
PBT	0.000	0.059	0.134	0.069	0.203	0.000	0.106	0.000	0.020	0.000	0.000	0.000	0.049
Intoximeter	0.000	0.000	0.000	0.000	0.000	0.000	0.000	0.000	0.164	0.000	0.000	0.000	0.014
Refused	0	0	0	0	0	0	0	0	0	0	0	0	0
<b>Accident Related</b>	0	0	0	0	0	0	0	0	0	0	0	0	0
<b>Location of Offense</b>													
Bar	0	0	0	0	4	0	0	0	0	0	2	4	10
Other	0	0	0	0	2	0	1	1	0	0	2	1	7
Park	0	0	0	0	0	0	12	0	0	0	0	0	12
Parking Lot	0	0	0	0	0	0	0	0	0	0	0	0	0
Residence	1	0	0	0	0	1	0	2	2	1	0	0	7
Restaurant	0	0	0	0	2	0	0	0	0	0	1	1	4
School	1	1	2	1	0	0	0	0	0	0	0	0	5
Street	2	0	0	0	0	2	5	0	3	0	0	0	12
Vehicle	0	0	0	0	0	0	0	0	0	0	0	0	0
<b>Where Minor Obt. Alc.</b>													
Bar	0	0	0	0	0	0	0	0	0	0	0	0	0
Home	0	0	0	0	0	0	0	0	0	0	0	0	0
Liquor Store	0	0	0	0	0	0	0	0	0	0	0	0	0
Party	0	0	0	0	0	0	0	0	0	0	0	0	0
<b>Other Crimes Charged</b>													
Felony	0	0	0	0	0	0	0	0	0	0	0	0	0
Misdemeanor	0	0	0	0	0	0	0	1	2	0	0	0	3
Assault	0	0	0	0	0	0	0	0	0	0	0	0	0
Resisting Arrest	0	0	0	0	0	0	0	0	0	0	0	0	0
Interference	0	0	0	0	0	0	0	0	0	0	0	0	0
Disturbance	0	0	0	0	0	0	0	0	0	0	0	0	0
Curfew	0	0	0	0	0	0	0	0	0	0	0	0	0
Possession of Controlled Substance	1	0	0	0	0	0	0	0	0	0	0	0	1

Douglas: January - December 2019													Totals
	Jan.	Feb.	Mar.	Apr.	May	Jun.	July	Aug.	Sept.	Oct.	Nov.	Dec.	& Ave.
<b>Total Arrests</b>	4	0	1	2	2	1	1	3	2	12	1	1	30
Over 21	0	0	0	0	0	0	0	1	0	1	0	0	2
18-20	4	0	1	0	2	0	1	2	0	4	0	1	15
15-17	0	0	0	2	0	0	0	0	2	7	0	0	11
14 and Under	0	0	0	0	0	1	0	0	0	0	1	0	2
Age Unknown	0	0	0	0	0	0	0	0	0	0	0	0	0
<b>Total Cite/Release</b>	3	0	0	2	0	1	1	2	2	12	1	1	25
Juvenile Cite/Release	0	0	0	2	0	1	0	0	2	6	1	0	12
<b>Total Arrest/Custody</b>	1	0	1	0	2	0	0	1	0	0	0	0	5
Juvenile Arrest/Custody	0	0	0	0	0	0	0	0	0	0	0	0	0
<b>Day of Week</b>													
Monday	0	0	0	0	0	1	1	0	0	0	1	0	3
Tuesday	0	0	1	0	0	0	0	2	0	0	0	0	3
Wednesday	0	0	0	0	0	0	0	0	2	0	0	0	2
Thursday	3	0	0	0	0	0	0	0	0	2	0	1	6
Friday	0	0	0	0	0	0	0	1	0	0	0	0	1
Saturday	1	0	0	0	0	0	0	0	0	0	0	0	1
Sunday	0	0	0	2	2	0	0	0	0	10	0	0	14
<b>Time</b>													
10am-4pm	0	0	0	0	0	0	0	0	2	1	1	0	4
4pm-10pm	0	0	0	0	0	1	1	1	0	1	0	0	4
10pm-12am	3	0	0	0	0	0	0	0	0	0	0	0	3
12am-2am	0	0	1	0	2	0	0	1	0	4	0	0	8
2am-4am	0	0	0	0	0	0	0	0	0	6	0	1	7
4am-10am	1	0	0	2	0	0	0	1	0	0	0	0	4
<b>Age and Gender</b>													
Female 14 and under	0	0	0	0	0	0	0	0	0	0	0	0	0
Female 15-17	0	0	0	0	0	0	0	0	0	4	0	0	4
Female 18-20	1	0	0	0	0	0	0	0	0	0	0	0	1
Female over 21	0	0	0	0	0	0	0	0	0	1	0	0	1
Female no age	0	0	0	0	0	0	0	0	0	0	0	0	0
Male 14 and under	0	0	0	0	0	1	0	0	0	0	1	0	2
Male 15-17	0	0	0	2	0	0	0	0	2	3	0	0	7
Male 18-20	3	0	1	0	2	0	1	2	0	4	0	1	14
Male over 21	0	0	0	0	0	0	0	1	0	0	0	0	1
Male no age	0	0	0	0	0	0	0	0	0	0	0	0	0
<b>MIP</b>	4	0	1	1	2	1	1	1	2	9	1	1	24
17 and Under	0	0	0	1	0	1	0	0	2	6	1	0	11
18-20	4	0	1	0	2	0	1	1	0	3	0	1	13
14 and Under	0	0	0	0	0	1	0	0	0	0	1	0	2
15-17	0	0	0	1	0	0	0	0	2	6	0	0	9
DUI	0	0	0	0	0	0	0	1	0	0	0	0	1
17 and Under	0	0	0	0	0	0	0	0	0	0	0	0	0
18-20	0	0	0	0	0	0	0	1	0	0	0	0	1
21 and Over	0	0	0	0	0	0	0	0	0	0	0	0	0
<b>Open Container</b>	0	0	0	0	0	0	0	0	0	0	0	0	0
Youthful Offender	0	0	0	0	0	0	0	0	0	0	0	0	0
Public Intoxication	0	0	0	1	0	0	0	0	0	0	0	0	1
17 and Under	0	0	0	1	0	0	0	0	0	0	0	0	1
18-20	0	0	0	0	0	0	0	0	0	0	0	0	0
21 and Over	0	0	0	0	0	0	0	0	0	0	0	0	0
14 and Under	0	0	0	0	0	0	0	0	0	0	0	0	0
15-17	0	0	0	1	0	0	0	0	0	0	0	0	1
<b>Minor in Establishment</b>	0	0	0	0	0	0	0	0	0	0	0	0	0
Furnish to Minor	0	0	0	0	0	0	0	0	0	2	0	0	2
Sell to Minor	0	0	0	0	0	0	0	1	0	0	0	0	1
False ID	0	0	1	0	0	0	0	0	0	0	0	0	1
<b>BAC</b>													
PBT	0.140	0.000	0.210	0.210	0.165	0.137	0.041	0.245	0.000	0.080	0.000	0.070	0.108
Intoximeter	0.000	0.000	0.000	0.000	0.000	0.000	0.000	0.000	0.000	0.000	0.000	0.000	0.000
Refused	0	0	0	0	0	0	0	1	2	0	0	0	3
<b>Accident Related</b>	0	0	0	0	0	0	0	0	0	0	0	0	0
<b>Location of Offense</b>													
Bar	0	0	0	0	0	0	0	1	0	0	0	0	1
Other	0	0	0	0	0	0	1	1	0	0	0	0	2
Park	1	0	0	0	0	1	0	0	0	3	0	0	5
Parking Lot	0	0	0	0	0	0	0	1	0	5	0	0	6
Residence	3	0	0	0	0	0	0	0	0	0	0	0	3
Restaurant	0	0	0	0	0	0	0	0	0	0	0	0	0
School	0	0	0	0	0	0	0	0	2	1	1	0	4
Street	0	0	1	2	2	0	0	0	0	2	0	1	8
Vehicle	0	0	0	0	0	0	0	0	0	0	0	0	0
<b>Where Minor Obt. Alc.</b>													
Bar	0	0	1	0	0	0	0	0	0	0	0	0	1
Home	0	0	0	0	0	0	1	0	0	0	1	1	3
Liquor Store	0	0	0	0	0	0	0	0	0	0	0	0	0
Party	3	0	0	0	0	1	0	0	0	9	0	0	13
<b>Other Crimes Charged</b>													
Felony	0	0	0	0	0	0	0	0	0	0	0	0	0
Misdemeanor	0	0	1	2	2	0	0	0	0	2	0	0	7
Assault	0	0	0	0	0	0	0	0	0	0	0	0	0
Resisting Arrest	0	0	0	0	0	0	0	0	0	0	0	0	0
Interference	0	0	0	0	0	0	0	0	0	0	0	0	0
Disturbance	0	0	0	0	0	0	0	0	0	0	0	0	0
Curfew	0	0	0	0	0	0	0	0	0	0	0	0	0
Possession of Controlled Substance	0	0	0	0	0	0	0	0	0	0	0	0	0

Evanston: January - December 2019													
	Jan.	Feb.	Mar.	Apr.	May	Jun.	July	Aug.	Sept.	Oct.	Nov.	Dec.	Totals & Ave.
<b>Total Arrests</b>	0	3	2	5	18	2	1	3	3	6	5	3	51
Over 21	0	0	0	0	4	0	0	0	0	3	2	1	10
18-20	0	1	2	5	8	2	1	3	2	0	3	2	29
15-17	0	2	0	0	3	0	0	0	0	3	0	0	8
14 and Under	0	0	0	0	3	0	0	0	1	0	0	0	4
Age Unknown	0	0	0	0	0	0	0	0	0	0	0	0	0
<b>Total Cite/Release</b>	0	3	1	2	10	1	0	1	2	6	1	1	28
Juvenile Cite/Release	0	2	0	0	6	0	0	0	1	3	0	0	12
<b>Total Arrest/Custody</b>	0	0	1	3	8	1	1	2	1	0	4	2	23
Juvenile Arrest/Custody	0	0	0	0	0	0	0	0	0	0	0	0	0
<b>Day of Week</b>													
Monday	0	0	0	0	3	0	0	0	1	0	0	0	4
Tuesday	0	0	0	0	0	0	0	0	1	0	0	1	2
Wednesday	0	0	0	0	0	0	0	1	0	0	1	0	2
Thursday	0	0	0	0	4	0	0	0	0	5	0	2	11
Friday	0	3	0	0	0	0	0	0	0	1	0	0	4
Saturday	0	0	2	3	10	0	1	0	1	0	3	0	20
Sunday	0	0	0	2	1	2	0	2	0	0	1	0	8
<b>Time</b>													
10am-4pm	0	0	0	0	0	0	0	0	1	0	0	0	1
4pm-10pm	0	0	0	0	7	0	0	0	0	3	1	2	13
10pm-12am	0	3	0	0	10	0	1	0	0	2	3	0	19
12am-2am	0	0	2	2	0	2	0	3	1	1	1	0	12
2am-4am	0	0	0	0	1	0	0	0	0	0	0	0	1
4am-10am	0	0	0	3	0	0	0	0	1	0	0	1	5
<b>Age and Gender</b>													
Female 14 and under	0	0	0	0	3	0	0	0	0	0	0	0	3
Female 15-17	0	2	0	0	1	0	0	0	0	2	0	0	5
Female 18-20	0	1	1	0	2	0	0	2	1	0	1	0	8
Female over 21	0	0	0	0	1	0	0	0	0	0	2	0	3
Female no age	0	0	0	0	0	0	0	0	0	0	0	0	0
Male 14 and under	0	0	0	0	0	0	0	0	1	0	0	0	1
Male 15-17	0	0	0	0	2	0	0	0	0	1	0	0	3
Male 18-20	0	0	1	5	6	2	1	1	1	0	2	2	21
Male over 21	0	0	0	0	3	0	0	0	0	3	0	1	7
Male no age	0	0	0	0	0	0	0	0	0	0	0	0	0
<b>MIP</b>	0	3	2	5	14	2	1	3	2	3	3	2	40
17 and Under	0	2	0	0	6	0	0	0	1	3	0	0	12
18-20	0	1	2	5	8	2	1	3	1	0	3	2	28
14 and Under	0	0	0	0	3	0	0	0	1	0	0	0	4
15-17	0	2	0	0	3	0	0	0	0	3	0	0	8
DUI	0	0	1	0	0	0	0	0	1	0	0	1	3
17 and Under	0	0	0	0	0	0	0	0	0	0	0	0	0
18-20	0	0	1	0	0	0	0	0	1	0	0	1	3
21 and Over	0	0	0	0	0	0	0	0	0	0	0	0	0
<b>Open Container</b>	0	0	0	1	0	0	0	0	0	0	0	0	1
Youthful Offender	0	0	0	0	0	0	0	0	0	0	0	0	0
<b>Public Intoxication</b>	0	0	0	2	0	0	1	0	0	0	0	0	3
17 and Under	0	0	0	0	0	0	0	0	0	0	0	0	0
18-20	0	0	0	2	0	0	1	0	0	0	0	0	3
21 and Over	0	0	0	0	0	0	0	0	0	0	0	0	0
14 and Under	0	0	0	0	0	0	0	0	0	0	0	0	0
15-17	0	0	0	0	0	0	0	0	0	0	0	0	0
<b>Minor in Establishment</b>	0	0	0	0	0	0	0	0	0	0	0	0	0
<b>Furnish to Minor</b>	0	0	0	0	0	0	0	0	0	0	1	1	2
<b>Sell to Minor</b>	0	0	0	0	4	0	0	0	0	3	1	0	8
<b>False ID</b>	0	0	0	0	0	0	0	0	0	0	0	0	0
<b>BAC</b>													
PBT	0.000	0.114	0.540	0.088	0.062	0.000	0.000	0.082	0.188	0.122	0.071	0.161	0.119
Intoximeter	0.000	0.000	0.000	0.000	0.000	0.000	0.000	0.000	0.154	0.000	0.000	0.155	0.026
Refused	0	0	0	0	0	0	0	0	0	0	0	0	0
<b>Accident Related</b>	0	0	0	0	0	0	0	0	0	0	0	0	0
<b>Location of Offense</b>													
Bar	0	0	0	0	2	0	0	2	0	2	0	0	6
Other	0	0	0	0	3	0	0	0	1	1	1	0	6
Park	0	3	0	1	0	0	1	0	0	0	0	0	5
Parking Lot	0	0	0	2	0	0	0	0	0	0	0	0	2
Residence	0	0	0	2	10	0	0	1	1	3	3	2	22
Restaurant	0	0	0	0	0	0	0	0	0	0	0	0	0
School	0	0	0	0	3	0	0	0	1	0	0	0	4
Street	0	0	2	0	0	2	0	0	0	0	1	1	6
Vehicle	0	0	0	0	0	0	0	0	0	0	0	0	0
<b>Where Minor Obt. Alc.</b>													
Bar	0	0	0	2	2	0	0	2	0	0	0	0	6
Home	0	0	0	1	3	0	1	0	2	0	0	2	9
Liquor Store	0	0	0	0	3	0	0	0	0	0	1	1	5
Party	0	3	0	2	10	0	0	0	0	3	4	0	22
<b>Other Crimes Charged</b>													
Felony	0	0	0	0	0	0	0	0	0	0	0	0	0
Misdemeanor	0	1	0	0	0	2	0	0	0	0	0	0	3
Assault	0	0	0	0	0	0	0	0	0	0	0	0	0
Resisting Arrest	0	0	0	0	0	0	0	0	0	0	0	0	0
Interference	0	0	0	0	0	0	1	0	0	0	0	0	1
Disturbance	0	0	0	0	0	0	0	0	0	0	0	0	0
Curfew	0	0	0	0	0	0	0	0	0	0	0	0	0
Possession of Controlled Substance	0	0	0	4	0	0	0	0	0	0	0	0	4
	0	35.1136667	20.54	59.088	188.062	20	13	29.08233333	31.342	60.122	48.0706667	31.316	534.1447222

Gillette: January - December 2019													
	Jan.	Feb.	Mar.	Apr.	May	Jun.	July	Aug.	Sept.	Oct.	Nov.	Dec.	Totals & Ave.
<b>Total Arrests</b>	13	9	18	6	14	18	1	4	15	6	7	10	121
Over 21	0	0	0	0	0	0	0	0	0	0	0	0	0
18-20	12	7	13	5	12	10	0	4	13	6	4	10	96
15-17	0	2	4	1	0	8	1	0	2	0	3	0	21
14 and Under	1	0	1	0	2	0	0	0	0	0	0	0	4
Age Unknown	0	0	0	0	0	0	0	0	0	0	0	0	0
<b>Total Cite/Release</b>	12	8	16	4	12	17	1	4	14	5	6	6	105
Juvenile Cite/Release	1	1	4	1	1	8	1	0	2	0	3	0	22
<b>Total Arrest/Custody</b>	1	1	2	2	2	1	0	0	1	1	1	4	16
Juvenile Arrest/Custody	0	1	1	0	1	0	0	0	0	0	0	0	3
<b>Day of Week</b>													
Monday	0	0	0	1	3	1	0	0	6	0	1	0	12
Tuesday	2	0	0	0	1	2	0	0	0	1	1	0	7
Wednesday	0	1	0	1	0	0	0	0	0	2	1	0	5
Thursday	0	0	0	1	5	0	0	4	0	1	0	5	16
Friday	0	8	8	1	1	0	0	0	0	0	3	4	25
Saturday	11	0	8	0	0	7	1	0	5	2	1	0	35
Sunday	0	0	2	2	4	8	0	0	4	0	0	1	21
<b>Time</b>													
10am-4pm	0	0	1	0	0	0	0	0	2	2	1	0	6
4pm-10pm	3	1	0	2	2	1	1	0	0	0	3	2	15
10pm-12am	0	7	7	3	7	3	0	0	0	3	0	0	30
12am-2am	5	0	2	0	2	8	0	4	9	1	2	4	37
2am-4am	5	0	8	0	3	6	0	0	4	0	0	3	29
4am-10am	0	1	0	1	0	0	0	0	0	0	1	1	4
<b>Age and Gender</b>													
Female 14 and under	0	0	1	0	2	0	0	0	0	0	0	0	3
Female 15-17	0	1	1	0	0	2	1	0	2	0	1	0	8
Female 18-20	3	3	4	3	5	3	0	1	5	0	0	2	29
Female over 21	0	0	0	0	0	0	0	0	0	0	0	0	0
Female no age	0	0	0	0	0	0	0	0	0	0	0	0	0
Male 14 and under	1	0	0	0	0	0	0	0	0	0	0	0	1
Male 15-17	0	1	3	1	0	6	0	0	0	0	2	0	13
Male 18-20	9	4	9	2	7	7	0	3	8	6	4	8	67
Male over 21	0	0	0	0	0	0	0	0	0	0	0	0	0
Male no age	0	0	0	0	0	0	0	0	0	0	0	0	0
<b>MIP</b>	13	8	16	4	12	17	1	4	14	5	6	7	107
17 and Under	1	1	4	1	1	8	1	0	2	0	3	0	22
18-20	12	7	12	3	11	9	0	4	12	5	3	7	85
14 and Under	1	0	1	0	1	0	0	0	0	0	0	0	3
15-17	0	1	3	1	0	8	1	0	2	0	3	0	19
DUI	1	1	2	2	2	1	0	0	1	1	1	3	15
17 and Under	0	1	1	0	1	0	0	0	0	0	0	0	3
18-20	1	0	1	2	1	1	0	0	1	1	1	3	12
21 and Over	0	0	0	0	0	0	0	0	0	0	0	0	0
Open Container	0	0	0	0	0	0	0	0	0	0	0	0	0
Youthful Offender	0	0	0	0	0	0	0	0	0	0	0	0	0
Public Intoxication	0	0	0	0	0	0	0	0	0	0	0	0	0
17 and Under	0	0	0	0	0	0	0	0	0	0	0	0	0
18-20	0	0	0	0	0	0	0	0	0	0	0	0	0
21 and Over	0	0	0	0	0	0	0	0	0	0	0	0	0
14 and Under	0	0	0	0	0	0	0	0	0	0	0	0	0
15-17	0	0	0	0	0	0	0	0	0	0	0	0	0
Minor in Establishment	0	0	0	0	0	1	0	0	0	0	0	0	1
Furnish to Minor	0	0	0	0	0	0	0	0	0	0	0	0	0
Sell to Minor	0	0	0	0	0	0	0	0	0	0	0	0	0
False ID	0	0	0	0	0	0	0	0	0	0	0	0	0
<b>BAC</b>													
PBT	0.045	0.034	0.083	0.116	0.065	0.085	0.000	0.058	0.085	0	0.066	0.060	0.063
Intoximeter	0.000	0.000	0.130	0.000	0.000	0.000	0.000	0.000	0.000	0.082	0.000	0.000	0.018
Refused	0	1	2	1	0	0	1	0	2	1	1	1	10
Accident Related	0	0	0	0	0	0	0	0	0	0	0	0	0
<b>Location of Offense</b>													
Bar	0	0	0	0	0	1	0	0	0	0	1	0	2
Other	0	0	0	1	4	0	0	0	0	2	0	0	7
Park	0	0	0	0	0	1	0	0	0	0	0	3	4
Parking Lot	2	0	0	0	2	0	1	0	0	0	0	5	10
Residence	11	8	14	2	4	9	0	0	12	2	3	0	65
Restaurant	0	0	0	0	0	0	0	0	0	0	0	1	1
School	0	0	0	0	0	0	0	0	1	1	1	0	3
Street	0	1	4	3	4	7	0	0	1	1	2	1	24
Vehicle	0	0	0	0	0	0	0	4	0	0	0	0	4
<b>Where Minor Obt. Alc.</b>													
Bar	0	0	0	0	0	0	0	0	0	0	0	0	0
Home	0	0	0	0	0	0	0	0	0	0	0	0	0
Liquor Store	0	0	0	0	0	0	0	0	0	0	0	0	0
Party	0	0	0	0	0	0	0	0	0	0	0	0	0
<b>Other Crimes Charged</b>													
Felony	0	0	1	0	0	0	0	0	0	0	0	0	1
Misdemeanor	1	0	1	1	2	1	0	0	1	0	1	2	10
Assault	0	0	0	0	0	0	0	0	0	0	0	0	0
Resisting Arrest	0	0	0	0	0	0	0	0	0	0	0	0	0
Interference	1	0	0	0	0	0	0	0	0	0	1	0	2
Disturbance	0	0	0	0	0	0	0	0	0	0	0	0	0
Curfew	0	0	0	0	0	0	0	0	0	0	0	0	0
Possession of Controlled Substance	2	1	0	0	0	0	0	0	0	0	0	1	4

Hanna Marshal: January - December 2019													
	Jan.	Feb.	Mar.	Apr.	May	Jun.	July	Aug.	Sept.	Oct.	Nov.	Dec.	Totals & Ave.
<b>Total Arrests</b>	0	0	0	0	0	0	0	0	0	4	0	0	4
Over 21	0	0	0	0	0	0	0	0	0	0	0	0	0
18-20	0	0	0	0	0	0	0	0	0	0	0	0	0
15-17	0	0	0	0	0	0	0	0	0	4	0	0	4
14 and Under	0	0	0	0	0	0	0	0	0	0	0	0	0
Age Unknown	0	0	0	0	0	0	0	0	0	0	0	0	0
<b>Total Cite/Release</b>	0	0	0	0	0	0	0	0	0	0	0	0	0
Juvenile Cite/Release	0	0	0	0	0	0	0	0	0	0	0	0	0
<b>Total Arrest/Custody</b>	0	0	0	0	0	0	0	0	0	4	0	0	4
Juvenile Arrest/Custody	0	0	0	0	0	0	0	0	0	4	0	0	4
<b>Day of Week</b>													
Monday	0	0	0	0	0	0	0	0	0	0	0	0	0
Tuesday	0	0	0	0	0	0	0	0	0	0	0	0	0
Wednesday	0	0	0	0	0	0	0	0	0	0	0	0	0
Thursday	0	0	0	0	0	0	0	0	0	4	0	0	4
Friday	0	0	0	0	0	0	0	0	0	0	0	0	0
Saturday	0	0	0	0	0	0	0	0	0	0	0	0	0
Sunday	0	0	0	0	0	0	0	0	0	0	0	0	0
<b>Time</b>													
10am-4pm	0	0	0	0	0	0	0	0	0	0	0	0	0
4pm-10pm	0	0	0	0	0	0	0	0	0	4	0	0	4
10pm-12am	0	0	0	0	0	0	0	0	0	0	0	0	0
12am-2am	0	0	0	0	0	0	0	0	0	0	0	0	0
2am-4am	0	0	0	0	0	0	0	0	0	0	0	0	0
4am-10am	0	0	0	0	0	0	0	0	0	0	0	0	0
<b>Age and Gender</b>													
Female 14 and under	0	0	0	0	0	0	0	0	0	0	0	0	0
Female 15-17	0	0	0	0	0	0	0	0	0	0	0	0	0
Female 18-20	0	0	0	0	0	0	0	0	0	0	0	0	0
Female over 21	0	0	0	0	0	0	0	0	0	0	0	0	0
Female no age	0	0	0	0	0	0	0	0	0	0	0	0	0
Male 14 and under	0	0	0	0	0	0	0	0	0	0	0	0	0
Male 15-17	0	0	0	0	0	0	0	0	0	4	0	0	4
Male 18-20	0	0	0	0	0	0	0	0	0	0	0	0	0
Male over 21	0	0	0	0	0	0	0	0	0	0	0	0	0
Male no age	0	0	0	0	0	0	0	0	0	0	0	0	0
<b>MIP</b>	0	0	0	0	0	0	0	0	0	0	0	0	0
17 and Under	0	0	0	0	0	0	0	0	0	0	0	0	0
18-20	0	0	0	0	0	0	0	0	0	0	0	0	0
14 and Under	0	0	0	0	0	0	0	0	0	0	0	0	0
15-17	0	0	0	0	0	0	0	0	0	0	0	0	0
DUI	0	0	0	0	0	0	0	0	0	1	0	0	1
17 and Under	0	0	0	0	0	0	0	0	0	1	0	0	1
18-20	0	0	0	0	0	0	0	0	0	0	0	0	0
21 and Over	0	0	0	0	0	0	0	0	0	0	0	0	0
<b>Open Container</b>	0	0	0	0	0	0	0	0	0	0	0	0	0
Youthful Offender	0	0	0	0	0	0	0	0	0	4	0	0	4
<b>Public Intoxication</b>	0	0	0	0	0	0	0	0	0	0	0	0	0
17 and Under	0	0	0	0	0	0	0	0	0	0	0	0	0
18-20	0	0	0	0	0	0	0	0	0	0	0	0	0
21 and Over	0	0	0	0	0	0	0	0	0	0	0	0	0
14 and Under	0	0	0	0	0	0	0	0	0	0	0	0	0
15-17	0	0	0	0	0	0	0	0	0	0	0	0	0
<b>Minor in Establishment</b>	0	0	0	0	0	0	0	0	0	0	0	0	0
Furnish to Minor	0	0	0	0	0	0	0	0	0	0	0	0	0
Sell to Minor	0	0	0	0	0	0	0	0	0	0	0	0	0
False ID	0	0	0	0	0	0	0	0	0	0	0	0	0
<b>BAC</b>													
PBT	0.000	0.000	0.000	0.000	0.000	0.000	0.000	0.000	0.000	0.000	0.000	0.000	0.000
Intoximeter	0.000	0.000	0.000	0.000	0.000	0.000	0.000	0.000	0.000	0.000	0.000	0.000	0.000
Refused	0	0	0	0	0	0	0	0	0	0	0	0	0
<b>Accident Related</b>	0	0	0	0	0	0	0	0	0	0	0	0	0
<b>Location of Offense</b>													
Bar	0	0	0	0	0	0	0	0	0	0	0	0	0
Other	0	0	0	0	0	0	0	0	0	0	0	0	0
Park	0	0	0	0	0	0	0	0	0	0	0	0	0
Parking Lot	0	0	0	0	0	0	0	0	0	0	0	0	0
Residence	0	0	0	0	0	0	0	0	0	0	0	0	0
Restaurant	0	0	0	0	0	0	0	0	0	0	0	0	0
School	0	0	0	0	0	0	0	0	0	0	0	0	0
Street	0	0	0	0	0	0	0	0	0	2	0	0	2
Vehicle	0	0	0	0	0	0	0	0	0	2	0	0	2
<b>Where Minor Obt. Alc.</b>													
Bar	0	0	0	0	0	0	0	0	0	0	0	0	0
Home	0	0	0	0	0	0	0	0	0	0	0	0	0
Liquor Store	0	0	0	0	0	0	0	0	0	0	0	0	0
Party	0	0	0	0	0	0	0	0	0	0	0	0	0
<b>Other Crimes Charged</b>													
Felony	0	0	0	0	0	0	0	0	0	0	0	0	0
Misdemeanor	0	0	0	0	0	0	0	0	0	4	0	0	4
Assault	0	0	0	0	0	0	0	0	0	0	0	0	0
Resisting Arrest	0	0	0	0	0	0	0	0	0	0	0	0	0
Interference	0	0	0	0	0	0	0	0	0	0	0	0	0
Disturbance	0	0	0	0	0	0	0	0	0	0	0	0	0
Curfew	0	0	0	0	0	0	0	0	0	0	0	0	0
Possession of Controlled Substance	0	0	0	0	0	0	0	0	0	0	0	0	0



Jackson: January - December 2019													Totals
	Jan.	Feb.	Mar.	Apr.	May	Jun.	July	Aug.	Sept.	Oct.	Nov.	Dec.	& Ave.
<b>Total Arrests</b>	1	3	15	1	0	10	15	7	4	2	1	1	60
Over 21	0	0	4	0	0	1	3	1	1	0	0	0	10
18-20	1	1	10	1	0	9	12	5	3	2	1	1	46
15-17	0	2	1	0	0	0	0	1	0	0	0	0	4
14 and Under	0	0	0	0	0	0	0	0	0	0	0	0	0
Age Unknown	0	0	0	0	0	0	0	0	0	0	0	0	0
<b>Total Cite/Release</b>	1	3	10	1	0	8	11	7	1	2	0	1	45
Juvenile Cite/Release	0	2	1	0	0	0	0	1	0	0	0	0	4
<b>Total Arrest/Custody</b>	0	0	5	0	0	2	4	0	3	0	1	0	15
Juvenile Arrest/Custody	0	0	0	0	0	0	0	0	0	0	0	0	0
<b>Day of Week</b>													
Monday	1	1	4	0	0	0	2	1	0	0	0	0	9
Tuesday	0	0	3	0	0	3	3	1	0	0	0	0	10
Wednesday	0	0	5	1	0	5	5	0	0	0	0	0	16
Thursday	0	0	0	0	0	1	0	0	2	0	0	0	3
Friday	0	1	0	0	0	0	5	1	0	0	0	1	8
Saturday	0	1	3	0	0	1	0	1	1	2	1	0	10
Sunday	0	0	0	0	0	0	0	3	1	0	0	0	4
<b>Time</b>													
10am-4pm	0	0	0	0	0	2	0	0	0	0	0	0	2
4pm-10pm	0	1	5	1	0	0	5	1	0	1	0	0	14
10pm-12am	1	0	9	0	0	3	10	2	2	1	0	1	29
12am-2am	0	2	1	0	0	4	0	4	2	0	0	0	13
2am-4am	0	0	0	0	0	1	0	0	0	0	1	0	2
4am-10am	0	0	0	0	0	0	0	0	0	0	0	0	0
<b>Age and Gender</b>													
Female 14 and under	0	0	0	0	0	0	0	0	0	0	0	0	0
Female 15-17	0	0	0	0	0	0	0	0	0	0	0	0	0
Female 18-20	0	1	5	1	0	0	8	1	0	2	0	0	18
Female over 21	0	0	1	0	0	0	2	0	0	0	0	0	3
Female no age	0	0	0	0	0	0	0	0	0	0	0	0	0
Male 14 and under	0	0	0	0	0	0	0	0	0	0	0	0	0
Male 15-17	0	2	1	0	0	0	0	1	0	0	0	0	4
Male 18-20	1	0	5	0	0	9	4	4	3	0	1	1	28
Male over 21	0	0	3	0	0	1	1	1	1	0	0	0	7
Male no age	0	0	0	0	0	0	0	0	0	0	0	0	0
<b>MIP</b>	1	2	8	0	0	5	7	4	3	0	1	0	31
17 and Under	0	2	0	0	0	0	0	1	0	0	0	0	3
18-20	1	0	8	0	0	5	7	3	3	0	1	0	28
14 and Under	0	0	0	0	0	0	0	0	0	0	0	0	0
15-17	0	2	0	0	0	0	0	1	0	0	0	0	3
DUI	0	0	0	0	0	1	1	0	0	0	0	0	2
17 and Under	0	0	0	0	0	0	0	0	0	0	0	0	0
18-20	0	0	0	0	0	1	1	0	0	0	0	0	2
21 and Over	0	0	0	0	0	0	0	0	0	0	0	0	0
<b>Open Container</b>	0	0	0	0	0	0	0	0	0	0	0	0	0
Youthful Offender	0	0	0	0	0	0	0	0	0	0	0	0	0
<b>Public Intoxication</b>	0	0	0	0	0	0	0	0	0	0	0	0	0
17 and Under	0	0	0	0	0	0	0	0	0	0	0	0	0
18-20	0	0	0	0	0	0	0	0	0	0	0	0	0
21 and Over	0	0	0	0	0	0	0	0	0	0	0	0	0
14 and Under	0	0	0	0	0	0	0	0	0	0	0	0	0
15-17	0	0	0	0	0	0	0	0	0	0	0	0	0
<b>Minor in Establishment</b>	0	0	0	0	0	0	0	0	0	0	0	0	0
Furnish to Minor	0	0	4	0	0	1	0	0	0	0	0	0	5
Sell to Minor	0	0	0	0	0	0	3	0	0	0	0	0	3
False ID	0	1	8	1	0	4	6	2	1	2	0	1	26
<b>BAC</b>													
PBT	0.196	0.128	0.096	0.000	0.000	0.113	0.061	0.132	0.090	0.000	0.000	0.000	0.068
Intoximeter	0.000	0.000	0.000	0.011	0.000	0.000	0.000	0.000	0.000	0.000	0.000	0.000	0.001
Refused	0	0	0	0	0	0	0	0	0	0	1	0	1
<b>Accident Related</b>	0	0	0	0	0	0	0	0	0	0	0	0	0
<b>Location of Offense</b>													
Bar	0	2	8	1	0	0	8	2	3	2	0	1	27
Other	0	0	0	0	0	0	0	0	1	0	0	0	1
Park	0	0	0	0	0	2	0	0	0	0	0	0	2
Parking Lot	0	1	1	0	0	0	0	0	0	0	0	0	2
Residence	0	0	3	0	0	0	0	1	0	0	1	0	5
Restaurant	1	0	3	0	0	6	3	2	0	0	0	0	15
School	0	0	0	0	0	0	0	0	0	0	0	0	0
Street	0	0	0	0	0	2	4	2	0	0	0	0	8
Vehicle	0	0	0	0	0	0	0	0	0	0	0	0	0
<b>Where Minor Obt. Alc.</b>													
Bar	0	0	0	0	0	0	0	0	0	0	0	0	0
Home	0	0	3	0	0	0	0	1	0	0	1	0	5
Liquor Store	0	0	0	0	0	0	0	0	0	0	0	0	0
Party	0	0	0	0	0	1	0	0	0	0	0	0	1
<b>Other Crimes Charged</b>													
Felony	0	0	0	0	0	0	0	0	0	0	0	0	0
Misdemeanor	0	0	1	0	0	0	0	2	2	0	0	0	5
Assault	0	0	0	0	0	0	0	0	0	0	0	0	0
Resisting Arrest	0	0	0	0	0	0	0	0	0	0	0	0	0
Interference	0	1	0	0	0	1	1	1	0	0	0	0	4
Disturbance	0	0	0	0	0	0	0	0	0	0	0	0	0
Curfew	0	0	0	0	0	0	0	0	0	0	0	0	0
Possession of Controlled Substance	0	0	0	0	0	0	0	0	0	0	0	0	0

Lander: January - December 2018													Totals
	Jan.	Feb.	Mar.	Apr.	May	Jun.	July	Aug.	Sept.	Oct.	Nov.	Dec.	& Ave.
<b>Total Arrests</b>	8	4	4	6	1	11	4	2	2	3	4	4	53
Over 21	0	0	1	0	0	0	0	0	0	0	0	0	1
18-20	3	2	3	2	0	9	2	0	0	2	3	1	27
15-17	5	2	0	4	1	2	2	2	2	1	0	3	24
14 and Under	0	0	0	0	0	0	0	0	0	0	1	0	1
Age Unknown	0	0	0	0	0	0	0	0	0	0	0	0	0
<b>Total Cite/Release</b>	7	4	1	4	0	6	2	1	2	3	1	3	34
Juvenile Cite/Release	5	2	0	4	0	0	2	1	2	1	1	3	21
<b>Total Arrest/Custody</b>	1	0	3	2	1	5	2	1	0	0	3	1	19
Juvenile Arrest/Custody	0	0	0	0	1	2	0	1	0	0	0	0	4
<b>Day of Week</b>													
Monday	7	1	0	0	0	5	0	0	0	0	1	0	14
Tuesday	0	1	0	0	0	0	0	0	0	0	0	0	1
Wednesday	0	0	0	3	0	0	0	1	0	0	0	0	4
Thursday	0	1	0	0	0	3	2	0	0	3	1	1	11
Friday	0	0	3	2	0	0	1	0	0	0	2	2	10
Saturday	1	0	1	0	0	3	1	1	2	0	0	1	10
Sunday	0	1	0	1	1	0	0	0	0	0	0	0	3
<b>Time</b>													
10am-4pm	6	2	2	3	0	1	0	0	0	0	0	0	14
4pm-10pm	1	1	0	0	0	1	0	0	0	0	1	2	6
10pm-12am	0	0	0	2	0	1	0	0	2	3	2	1	11
12am-2am	1	1	0	0	0	0	2	0	0	0	1	0	5
2am-4am	0	0	0	1	0	7	2	1	0	0	0	0	11
4am-10am	0	0	2	0	1	1	0	1	0	0	0	1	6
<b>Age and Gender</b>													
Female 14 and under	0	0	0	0	0	0	0	0	0	0	0	0	0
Female 15-17	0	0	0	1	1	1	2	2	2	1	0	3	13
Female 18-20	2	0	1	1	0	1	1	0	0	0	1	0	7
Female over 21	0	0	0	0	0	0	0	0	0	0	0	0	0
Female no age	0	0	0	0	0	0	0	0	0	0	0	0	0
Male 14 and under	0	0	0	0	0	0	0	0	0	0	1	0	1
Male 15-17	5	2	0	3	0	1	0	0	0	0	0	0	11
Male 18-20	1	2	2	1	0	8	1	0	0	2	2	1	20
Male over 21	0	0	1	0	0	0	0	0	0	0	0	0	1
Male no age	0	0	0	0	0	0	0	0	0	0	0	0	0
<b>MIP</b>	8	4	3	4	1	11	4	2	2	3	4	4	50
17 and Under	5	2	0	3	1	2	2	2	2	1	1	3	24
18-20	3	2	3	1	0	9	2	0	0	2	3	1	26
14 and Under	0	0	0	0	0	0	0	0	0	0	1	0	1
15-17	5	2	0	3	1	2	2	2	2	1	0	3	23
DUI	1	0	0	2	0	0	1	0	0	0	1	1	6
17 and Under	0	0	0	1	0	0	0	0	0	0	0	0	1
18-20	1	0	0	1	0	0	1	0	0	0	1	1	5
21 and Over	0	0	0	0	0	0	0	0	0	0	0	0	0
<b>Open Container</b>	0	0	0	0	0	1	1	0	0	0	0	0	2
Youthful Offender	0	0	0	0	0	0	0	0	0	0	0	0	0
<b>Public Intoxication</b>	0	0	1	0	0	1	0	0	0	0	0	0	2
17 and Under	0	0	0	0	0	0	0	0	0	0	0	0	0
18-20	0	0	1	0	0	1	0	0	0	0	0	0	2
21 and Over	0	0	0	0	0	0	0	0	0	0	0	0	0
14 and Under	0	0	0	0	0	0	0	0	0	0	0	0	0
15-17	0	0	0	0	0	0	0	0	0	0	0	0	0
<b>Minor in Establishment</b>	0	0	0	0	0	0	0	0	0	0	0	0	0
Furnish to Minor	0	0	1	0	0	0	0	0	0	1	0	0	2
Sell to Minor	0	0	0	0	0	0	0	0	0	0	0	0	0
False ID	0	0	0	0	0	0	0	0	0	0	0	0	0
<b>BAC</b>													
PBT	0.095	0.042	0.084	0.055	0.022	0.151	0.148	0.223	0.125	0.107	0.034	0.216	0.109
Intoximeter	0.000	0.000	0.000	0.000	0.000	0.000	0.130	0.000	0.000	0.000	0.140	0.140	0.034
Refused	0	0	1	3	0	1	0	1	0	0	0	0	6
<b>Accident Related</b>	0	0	0	0	0	0	0	0	0	0	0	0	0
<b>Location of Offense</b>													
Bar	0	0	0	0	0	0	0	0	0	0	0	0	0
Other	0	0	0	0	0	5	0	0	0	0	0	0	5
Park	0	0	2	0	0	0	0	0	0	0	1	0	3
Parking Lot	0	0	0	0	1	0	0	0	0	0	0	0	1
Residence	1	1	2	0	0	1	1	0	2	3	1	2	14
Restaurant	0	0	0	0	0	0	0	0	0	0	0	0	0
School	5	1	0	3	0	0	0	0	0	0	0	1	10
Street	2	2	0	0	0	3	0	2	0	0	0	0	9
Vehicle	0	0	0	3	0	2	3	0	0	0	2	1	11
<b>Where Minor Obt. Alc.</b>													
Bar	0	0	0	0	0	0	0	0	0	0	0	0	0
Home	0	1	0	0	1	0	0	0	0	0	0	4	6
Liquor Store	0	0	0	0	0	0	0	0	0	0	0	0	0
Party	1	0	0	0	0	0	0	0	0	3	0	0	4
<b>Other Crimes Charged</b>													
Felony	0	0	0	0	0	0	0	0	0	0	0	0	0
Misdemeanor	2	2	2	0	0	2	1	1	0	0	1	1	12
Assault	0	0	0	0	0	0	0	0	0	0	0	0	0
Resisting Arrest	0	0	0	0	0	0	0	0	0	0	0	0	0
Interference	0	0	1	1	1	0	0	0	0	0	0	0	3
Disturbance	0	0	0	0	0	0	0	0	0	0	0	0	0
Curfew	0	0	0	0	0	0	0	0	0	0	0	0	0
Possession of Controlled Substance	0	0	0	2	0	0	0	0	0	0	1	0	3

Laramie PD : January - December 2019													
	Jan.	Feb.	Mar.	Apr.	May	Jun.	July	Aug.	Sept.	Oct.	Nov.	Dec.	Totals & Ave.
<b>Total Arrests</b>	9	11	5	2	5	3	2	5	20	34	4	11	111
Over 21	0	0	0	0	1	0	0	0	0	0	0	1	2
18-20	4	9	5	2	4	2	2	5	19	29	4	10	95
15-17	5	2	0	0	0	1	0	0	1	5	0	0	14
14 and Under	0	0	0	0	0	0	0	0	0	0	0	0	0
Age Unknown	0	0	0	0	0	0	0	0	0	0	0	0	0
<b>Total Cite/Release</b>	7	8	5	1	4	2	1	2	14	30	4	10	88
Juvenile Cite/Release	5	2	0	0	0	1	0	0	1	3	0	0	12
<b>Total Arrest/Custody</b>	2	3	0	1	1	1	1	3	6	4	0	1	23
Juvenile Arrest/Custody	0	0	0	0	0	0	0	0	0	2	0	0	2
<b>Day of Week</b>													
Monday	0	1	0	0	1	0	0	0	0	0	1	1	4
Tuesday	0	0	0	0	0	0	1	2	0	0	0	2	5
Wednesday	0	0	0	0	1	1	0	1	0	0	0	1	4
Thursday	0	3	0	0	0	1	1	0	2	4	1	0	12
Friday	0	5	1	0	0	0	0	1	5	7	1	2	22
Saturday	6	0	2	1	3	0	0	1	9	4	1	4	31
Sunday	3	2	2	1	0	1	0	0	4	19	0	1	33
<b>Time</b>													
10am-4pm	0	0	0	0	0	0	0	0	0	1	1	0	2
4pm-10pm	0	3	0	0	1	0	0	1	5	0	1	3	14
10pm-12am	6	5	1	1	3	2	1	0	3	7	0	3	32
12am-2am	2	1	4	1	1	0	0	1	10	16	1	5	42
2am-4am	1	2	0	0	0	1	0	3	2	6	1	0	16
4am-10am	0	0	0	0	0	0	1	0	0	4	0	0	5
<b>Age and Gender</b>													
Female 14 and under	0	0	0	0	0	0	0	0	0	0	0	0	0
Female 15-17	4	0	0	0	0	1	0	0	0	1	0	0	6
Female 18-20	1	2	2	0	2	1	0	1	10	2	0	6	27
Female over 21	0	0	0	0	0	0	0	0	0	0	0	1	1
Female no age	0	0	0	0	0	0	0	0	0	0	0	0	0
Male 14 and under	0	0	0	0	0	0	0	0	0	0	0	0	0
Male 15-17	1	2	0	0	0	0	0	0	1	4	0	0	8
Male 18-20	3	7	3	2	2	1	2	4	9	27	4	4	68
Male over 21	0	0	0	0	1	0	0	0	0	0	0	0	1
Male no age	0	0	0	0	0	0	0	0	0	0	0	0	0
<b>MIP</b>	7	10	4	2	3	3	2	4	15	25	3	5	83
17 and Under	5	2	0	0	0	1	0	0	1	4	0	0	13
18-20	2	8	4	2	3	2	2	4	14	21	3	5	70
14 and Under	0	0	0	0	0	0	0	0	0	0	0	0	0
15-17	5	2	0	0	0	1	0	0	1	4	0	0	13
DUI	1	1	0	0	0	0	0	1	0	0	0	0	3
17 and Under	0	0	0	0	0	0	0	0	0	0	0	0	0
18-20	1	1	0	0	0	0	0	1	0	0	0	0	3
21 and Over	0	0	0	0	0	0	0	0	0	0	0	0	0
<b>Open Container</b>	0	0	0	0	0	0	1	0	0	0	0	0	1
Youthful Offender	0	1	0	0	0	0	0	0	0	1	0	0	2
<b>Public Intoxication</b>	0	1	0	0	0	0	0	0	0	1	0	0	2
17 and Under	0	0	0	0	0	0	0	0	0	0	0	0	0
18-20	0	1	0	0	0	0	0	0	0	1	0	0	2
21 and Over	0	0	0	0	0	0	0	0	0	0	0	0	0
14 and Under	0	0	0	0	0	0	0	0	0	0	0	0	0
15-17	0	0	0	0	0	0	0	0	0	0	0	0	0
<b>Minor in Establishment</b>	0	0	0	0	0	0	0	0	2	0	0	4	6
<b>Furnish to Minor</b>	0	0	0	0	0	0	0	0	0	6	0	2	8
<b>Sell to Minor</b>	0	0	0	0	1	0	0	0	0	0	0	0	1
<b>False ID</b>	0	2	1	1	1	0	0	1	7	4	1	1	19
<b>BAC</b>													
PBT	0.200	0.000	0.000	0.000	0.000	0.000	0.210	0.161	0.000	0.190	0.000	0.182	0.079
Intoximeter	0.120	0.050	0.000	0.000	0.150	0.006	0.000	0.000	0.252	0.160	0.000	0.000	0.062
Refused	0	0	0	0	0	0	0	0	0	0	0	0	0
<b>Accident Related</b>	0	0	0	0	0	0	0	0	0	0	0	0	0
<b>Location of Offense</b>													
Bar	1	0	0	2	1	0	0	0	4	3	1	5	17
Other	0	0	0	0	0	1	0	2	4	5	2	1	15
Park	0	0	0	0	0	0	0	0	0	0	0	0	0
Parking Lot	0	0	0	0	0	1	1	0	2	0	0	1	5
Residence	5	4	2	0	3	1	0	2	8	16	0	1	42
Restaurant	0	1	0	0	1	0	0	0	0	0	0	1	3
School	0	3	0	0	0	0	0	0	0	2	0	0	5
Street	2	3	3	0	0	0	1	0	2	7	0	2	20
Vehicle	0	0	0	0	0	0	0	1	0	1	1	0	3
<b>Where Minor Obt. Alc.</b>													
Bar	1	0	0	1	0	2	0	1	3	2	1	2	13
Home	0	0	0	1	3	0	0	0	0	3	0	0	7
Liquor Store	0	0	0	0	0	0	0	0	0	0	0	0	0
Party	6	0	0	0	0	0	0	2	7	12	0	2	29
<b>Other Crimes Charged</b>													
Felony	0	0	0	0	0	0	0	0	0	0	0	0	0
Misdemeanor	1	2	0	1	0	0	0	2	3	3	0	1	13
Assault	1	0	0	0	0	0	0	0	0	0	0	0	1
Resisting Arrest	0	0	0	0	0	0	0	0	0	0	0	0	0
Interference	0	0	0	0	0	0	1	0	1	1	0	0	3
Disturbance	0	0	0	0	0	0	0	0	1	0	0	0	1
Curfew	0	0	0	0	0	0	0	0	0	0	0	0	0
Possession of Controlled Substance	0	0	0	0	0	0	0	1	0	0	0	0	1

Laramie County Sheriff PD : January - December 2019													
	Jan.	Feb.	Mar.	Apr.	May	Jun.	July	Aug.	Sept.	Oct.	Nov.	Dec.	Totals & Ave.
<b>Total Arrests</b>	1	2	1	0	3	0	1	0	0	2	0	0	10
Over 21	0	0	0	0	0	0	0	0	0	0	0	0	0
18-20	1	1	0	0	1	0	1	0	0	2	0	0	6
15-17	0	1	1	0	2	0	0	0	0	0	0	0	4
14 and Under	0	0	0	0	0	0	0	0	0	0	0	0	0
Age Unknown	0	0	0	0	0	0	0	0	0	0	0	0	0
<b>Total Cite/Release</b>	0	1	1	0	3	0	1	0	0	1	0	0	7
Juvenile Cite/Release	0	1	1	0	2	0	0	0	0	0	0	0	4
<b>Total Arrest/Custody</b>	1	1	0	0	0	0	0	0	0	1	0	0	3
Juvenile Arrest/Custody	0	0	0	0	0	0	0	0	0	0	0	0	0
<b>Day of Week</b>													
Monday	0	0	0	0	0	0	0	0	0	0	0	0	0
Tuesday	1	0	0	0	1	0	0	0	0	0	0	0	2
Wednesday	0	0	0	0	0	0	0	0	0	1	0	0	1
Thursday	0	0	0	0	0	0	0	0	0	0	0	0	0
Friday	0	2	0	0	0	0	0	0	0	1	0	0	3
Saturday	0	0	1	0	2	0	1	0	0	0	0	0	4
Sunday	0	0	0	0	0	0	0	0	0	0	0	0	0
<b>Time</b>													
10am-4pm	0	0	0	0	0	0	0	0	0	0	0	0	0
4pm-10pm	0	0	0	0	0	0	0	0	0	1	0	0	1
10pm-12am	1	2	0	0	3	0	0	0	0	0	0	0	6
12am-2am	0	0	1	0	0	0	1	0	0	1	0	0	3
2am-4am	0	0	0	0	0	0	0	0	0	0	0	0	0
4am-10am	0	0	0	0	0	0	0	0	0	0	0	0	0
<b>Age and Gender</b>													
Female 14 and under	0	0	0	0	0	0	0	0	0	0	0	0	0
Female 15-17	0	0	0	0	2	0	0	0	0	0	0	0	2
Female 18-20	0	1	0	0	1	0	0	0	0	0	0	0	2
Female over 21	0	0	0	0	0	0	0	0	0	0	0	0	0
Female no age	0	0	0	0	0	0	0	0	0	0	0	0	0
Male 14 and under	0	0	0	0	0	0	0	0	0	0	0	0	0
Male 15-17	0	1	1	0	0	0	0	0	0	0	0	0	2
Male 18-20	1	0	0	0	0	0	1	0	0	2	0	0	4
Male over 21	0	0	0	0	0	0	0	0	0	0	0	0	0
Male no age	0	0	0	0	0	0	0	0	0	0	0	0	0
<b>MIP</b>	0	1	1	0	3	0	1	0	0	1	0	0	7
17 and Under	0	1	1	0	2	0	0	0	0	0	0	0	4
18-20	0	0	0	0	1	0	1	0	0	1	0	0	3
14 and Under	0	0	0	0	0	0	0	0	0	0	0	0	0
15-17	0	1	1	0	2	0	0	0	0	0	0	0	4
DUI	1	0	1	0	0	0	0	0	0	1	0	0	3
17 and Under	0	0	1	0	0	0	0	0	0	0	0	0	1
18-20	1	0	0	0	0	0	0	0	0	1	0	0	2
21 and Over	0	0	0	0	0	0	0	0	0	0	0	0	0
<b>Open Container</b>	0	0	0	0	0	0	0	0	0	0	0	0	0
Youthful Offender	0	1	1	0	0	0	0	0	0	0	0	0	2
<b>Public Intoxication</b>	0	0	0	0	0	0	0	0	0	0	0	0	0
17 and Under	0	0	0	0	0	0	0	0	0	0	0	0	0
18-20	0	0	0	0	0	0	0	0	0	0	0	0	0
21 and Over	0	0	0	0	0	0	0	0	0	0	0	0	0
14 and Under	0	0	0	0	0	0	0	0	0	0	0	0	0
15-17	0	0	0	0	0	0	0	0	0	0	0	0	0
<b>Minor in Establishment</b>	0	0	0	0	0	0	0	0	0	0	0	0	0
Furnish to Minor	0	0	0	0	1	0	0	0	0	0	0	0	1
Sell to Minor	0	0	0	0	0	0	0	0	0	0	0	0	0
False ID	0	0	0	0	0	0	0	0	0	0	0	0	0
<b>BAC</b>													
PBT	0.000	0.000	0.000	0.000	0.000	0.000	0.000	0.000	0.000	0.000	0.000	0.000	0.000
Intoximeter	0.210	0.000	0.090	0.000	0.015	0.000	0.000	0.000	0.000	0.174	0.000	0.000	0.041
Refused	0	0	0	0	0	0	0	0	0	0	0	0	0
<b>Accident Related</b>	0	0	0	0	0	0	0	0	0	0	0	0	0
<b>Location of Offense</b>													
Bar	0	0	0	0	0	0	0	0	0	0	0	0	0
Other	0	2	0	0	0	0	0	0	0	0	0	0	2
Park	0	0	0	0	0	0	0	0	0	0	0	0	0
Parking Lot	0	0	0	0	0	0	0	0	0	0	0	0	0
Residence	1	0	0	0	2	0	0	0	0	1	0	0	4
Restaurant	0	0	0	0	0	0	0	0	0	0	0	0	0
School	0	0	0	0	0	0	0	0	0	0	0	0	0
Street	0	0	1	0	1	0	1	0	0	1	0	0	4
Vehicle	0	0	0	0	0	0	0	0	0	0	0	0	0
<b>Where Minor Obt. Alc.</b>													
Bar	0	0	0	0	0	0	0	0	0	0	0	0	0
Home	1	0	0	0	0	0	0	0	0	1	0	0	2
Liquor Store	0	0	0	0	0	0	0	0	0	0	0	0	0
Party	0	2	0	0	2	0	0	0	0	0	0	0	4
<b>Other Crimes Charged</b>													
Felony	0	0	0	0	0	0	0	0	0	0	0	0	0
Misdemeanor	0	0	0	0	0	0	0	0	0	0	0	0	0
Assault	0	0	0	0	0	0	0	0	0	0	0	0	0
Resisting Arrest	0	0	0	0	0	0	0	0	0	0	0	0	0
Interference	0	0	0	0	0	0	0	0	0	0	0	0	0
Disturbance	0	0	0	0	0	0	0	0	0	0	0	0	0
Curfew	0	0	0	0	0	0	0	0	0	0	0	0	0
Possession of Controlled Substance	0	0	0	0	0	0	0	0	0	0	0	0	0

Lincoln PD : January - December 2019													
	Jan.	Feb.	Mar.	Apr.	May	Jun.	July	Aug.	Sept.	Oct.	Nov.	Dec.	Totals & Ave.
<b>Total Arrests</b>	1	2	0	1	4	0	0	0	0	0	0	0	8
Over 21	0	0	0	0	0	0	0	0	0	0	0	0	0
18-20	1	2	0	0	1	0	0	0	0	0	0	0	4
15-17	0	0	0	1	3	0	0	0	0	0	0	0	4
14 and Under	0	0	0	0	0	0	0	0	0	0	0	0	0
Age Unknown	0	0	0	0	0	0	0	0	0	0	0	0	0
<b>Total Cite/Release</b>	1	2	0	1	4	0	0	0	0	0	0	0	8
Juvenile Cite/Release	0	0	0	1	3	0	0	0	0	0	0	0	4
<b>Total Arrest/Custody</b>	0	0	0	0	0	0	0	0	0	0	0	0	0
Juvenile Arrest/Custody	0	0	0	0	0	0	0	0	0	0	0	0	0
<b>Day of Week</b>													
Monday	1	0	0	1	1	0	0	0	0	0	0	0	3
Tuesday	0	0	0	0	0	0	0	0	0	0	0	0	0
Wednesday	0	2	0	0	0	0	0	0	0	0	0	0	2
Thursday	0	0	0	0	0	0	0	0	0	0	0	0	0
Friday	0	0	0	0	3	0	0	0	0	0	0	0	3
Saturday	0	0	0	0	0	0	0	0	0	0	0	0	0
Sunday	0	0	0	0	0	0	0	0	0	0	0	0	0
<b>Time</b>													
10am-4pm	1	0	0	1	1	0	0	0	0	0	0	0	3
4pm-10pm	0	0	0	0	0	0	0	0	0	0	0	0	0
10pm-12am	0	2	0	0	0	0	0	0	0	0	0	0	2
12am-2am	0	0	0	0	3	0	0	0	0	0	0	0	3
2am-4am	0	0	0	0	0	0	0	0	0	0	0	0	0
4am-10am	0	0	0	0	0	0	0	0	0	0	0	0	0
<b>Age and Gender</b>													
Female 14 and under	0	0	0	0	0	0	0	0	0	0	0	0	0
Female 15-17	0	0	0	1	1	0	0	0	0	0	0	0	2
Female 18-20	1	1	0	0	0	0	0	0	0	0	0	0	2
Female over 21	0	0	0	0	0	0	0	0	0	0	0	0	0
Female no age	0	0	0	0	0	0	0	0	0	0	0	0	0
Male 14 and under	0	0	0	0	0	0	0	0	0	0	0	0	0
Male 15-17	0	0	0	0	2	0	0	0	0	0	0	0	2
Male 18-20	0	1	0	0	1	0	0	0	0	0	0	0	2
Male over 21	0	0	0	0	0	0	0	0	0	0	0	0	0
Male no age	0	0	0	0	0	0	0	0	0	0	0	0	0
<b>MIP</b>	1	2	0	1	4	0	0	0	0	0	0	0	8
17 and Under	0	0	0	1	3	0	0	0	0	0	0	0	4
18-20	1	2	0	0	1	0	0	0	0	0	0	0	4
14 and Under	0	0	0	0	0	0	0	0	0	0	0	0	0
15-17	0	0	0	1	3	0	0	0	0	0	0	0	4
DUI	0	0	0	0	0	0	0	0	0	0	0	0	0
17 and Under	0	0	0	0	0	0	0	0	0	0	0	0	0
18-20	0	0	0	0	0	0	0	0	0	0	0	0	0
21 and Over	0	0	0	0	0	0	0	0	0	0	0	0	0
<b>Open Container</b>	0	1	0	0	0	0	0	0	0	0	0	0	1
Youthful Offender	0	0	0	0	0	0	0	0	0	0	0	0	0
<b>Public Intoxication</b>	0	0	0	0	0	0	0	0	0	0	0	0	0
17 and Under	0	0	0	0	0	0	0	0	0	0	0	0	0
18-20	0	0	0	0	0	0	0	0	0	0	0	0	0
21 and Over	0	0	0	0	0	0	0	0	0	0	0	0	0
14 and Under	0	0	0	0	0	0	0	0	0	0	0	0	0
15-17	0	0	0	0	0	0	0	0	0	0	0	0	0
<b>Minor in Establishment</b>	0	0	0	0	0	0	0	0	0	0	0	0	0
<b>Furnish to Minor</b>	0	0	0	0	0	0	0	0	0	0	0	0	0
<b>Sell to Minor</b>	0	0	0	0	0	0	0	0	0	0	0	0	0
<b>False ID</b>	0	0	0	0	0	0	0	0	0	0	0	0	0
<b>BAC</b>													
PBT	0.000	0.065	0.000	0.000	0.190	0.000	0.000	0.000	0.000	0.000	0.000	0.000	0.021
Intoximeter	0.000	0.000	0.000	0.000	0.000	0.000	0.000	0.000	0.000	0.000	0.000	0.000	0.000
Refused	0	0	0	0	0	0	0	0	0	0	0	0	0
<b>Accident Related</b>	0	0	0	0	0	0	0	0	0	0	0	0	0
<b>Location of Offense</b>													
Bar	0	0	0	0	0	0	0	0	0	0	0	0	0
Other	0	0	0	0	2	0	0	0	0	0	0	0	2
Park	0	0	0	0	0	0	0	0	0	0	0	0	0
Parking Lot	0	0	0	0	1	0	0	0	0	0	0	0	1
Residence	0	0	0	0	1	0	0	0	0	0	0	0	1
Restaurant	0	0	0	0	0	0	0	0	0	0	0	0	0
School	1	0	0	1	0	0	0	0	0	0	0	0	2
Street	0	2	0	0	0	0	0	0	0	0	0	0	2
Vehicle	0	0	0	0	0	0	0	0	0	0	0	0	0
<b>Where Minor Obt. Alc.</b>													
Bar	0	0	0	0	0	0	0	0	0	0	0	0	0
Home	0	0	0	0	0	0	0	0	0	0	0	0	0
Liquor Store	0	0	0	0	0	0	0	0	0	0	0	0	0
Party	1	0	0	0	3	0	0	0	0	0	0	0	4
<b>Other Crimes Charged</b>													
Felony	0	0	0	0	0	0	0	0	0	0	0	0	0
Misdemeanor	0	0	0	0	1	0	0	0	0	0	0	0	1
Assault	0	0	0	0	0	0	0	0	0	0	0	0	0
Resisting Arrest	0	0	0	0	0	0	0	0	0	0	0	0	0
Interference	0	0	0	0	0	0	0	0	0	0	0	0	0
Disturbance	0	0	0	0	0	0	0	0	0	0	0	0	0
Curfew	0	0	0	0	0	0	0	0	0	0	0	0	0
Possession of Controlled Substance	0	0	0	0	1	0	0	0	0	0	0	0	1

Moorcroft PD : January - December 2019													
	Jan.	Feb.	Mar.	Apr.	May	Jun.	July	Aug.	Sept.	Oct.	Nov.	Dec.	Totals & Ave.
<b>Total Arrests</b>	1	0	1	0	4	0	9	0	0	0	0	0	15
Over 21	0	0	0	0	0	0	0	0	0	0	0	0	0
18-20	0	0	0	0	3	0	6	0	0	0	0	0	9
15-17	1	0	1	0	1	0	2	0	0	0	0	0	5
14 and Under	0	0	0	0	0	0	1	0	0	0	0	0	1
Age Unknown	0	0	0	0	0	0	0	0	0	0	0	0	0
<b>Total Cite/Release</b>	1	0	1	0	2	0	9	0	0	0	0	0	13
Juvenile Cite/Release	1	0	0	0	1	0	3	0	0	0	0	0	5
<b>Total Arrest/Custody</b>	0	0	0	0	2	0	0	0	0	0	0	0	2
Juvenile Arrest/Custody	0	0	0	0	0	0	0	0	0	0	0	0	0
<b>Day of Week</b>													
Monday	0	0	0	0	0	0	0	0	0	0	0	0	0
Tuesday	0	0	0	0	0	0	0	0	0	0	0	0	0
Wednesday	0	0	0	0	1	0	0	0	0	0	0	0	1
Thursday	0	0	0	0	0	0	0	0	0	0	0	0	0
Friday	0	0	0	0	0	0	0	0	0	0	0	0	0
Saturday	1	0	1	0	1	0	9	0	0	0	0	0	12
Sunday	0	0	0	0	2	0	0	0	0	0	0	0	2
<b>Time</b>													
10am-4pm	0	0	0	0	0	0	0	0	0	0	0	0	0
4pm-10pm	1	0	1	0	3	0	1	0	0	0	0	0	6
10pm-12am	0	0	0	0	1	0	8	0	0	0	0	0	9
12am-2am	0	0	0	0	0	0	0	0	0	0	0	0	0
2am-4am	0	0	0	0	0	0	0	0	0	0	0	0	0
4am-10am	0	0	0	0	0	0	0	0	0	0	0	0	0
<b>Age and Gender</b>													
Female 14 and under	0	0	0	0	0	0	1	0	0	0	0	0	1
Female 15-17	0	0	0	0	1	0	1	0	0	0	0	0	2
Female 18-20	0	0	0	0	2	0	0	0	0	0	0	0	2
Female over 21	0	0	0	0	0	0	0	0	0	0	0	0	0
Female no age	0	0	0	0	0	0	0	0	0	0	0	0	0
Male 14 and under	0	0	0	0	0	0	0	0	0	0	0	0	0
Male 15-17	1	0	1	0	0	0	1	0	0	0	0	0	3
Male 18-20	0	0	0	0	1	0	6	0	0	0	0	0	7
Male over 21	0	0	0	0	0	0	0	0	0	0	0	0	0
Male no age	0	0	0	0	0	0	0	0	0	0	0	0	0
<b>MIP</b>	0	0	0	0	0	0	4	0	0	0	0	0	4
17 and Under	0	0	0	0	0	0	0	0	0	0	0	0	0
18-20	0	0	0	0	0	0	4	0	0	0	0	0	4
14 and Under	0	0	0	0	0	0	0	0	0	0	0	0	0
15-17	0	0	0	0	0	0	0	0	0	0	0	0	0
<b>DUI</b>	0	0	0	0	1	0	0	0	0	0	0	0	1
17 and Under	0	0	0	0	0	0	0	0	0	0	0	0	0
18-20	0	0	0	0	1	0	0	0	0	0	0	0	1
21 and Over	0	0	0	0	0	0	0	0	0	0	0	0	0
<b>Open Container</b>	0	0	0	0	0	0	2	0	0	0	0	0	2
Youthful Offender	0	0	1	0	1	0	3	0	0	0	0	0	5
<b>Public Intoxication</b>	0	0	0	0	0	0	0	0	0	0	0	0	0
17 and Under	0	0	0	0	0	0	0	0	0	0	0	0	0
18-20	0	0	0	0	0	0	0	0	0	0	0	0	0
21 and Over	0	0	0	0	0	0	0	0	0	0	0	0	0
14 and Under	0	0	0	0	0	0	0	0	0	0	0	0	0
15-17	0	0	0	0	0	0	0	0	0	0	0	0	0
<b>Minor in Establishment</b>	0	0	0	0	0	0	0	0	0	0	0	0	0
Furnish to Minor	0	0	0	0	0	0	0	0	0	0	0	0	0
Sell to Minor	0	0	0	0	0	0	0	0	0	0	0	0	0
False ID	0	0	0	0	0	0	0	0	0	0	0	0	0
<b>BAC</b>													
PBT	0.000	0.000	0.000	0.000	0.000	0.000	0.111	0.000	0.000	0.000	0.000	0.000	0.009
Intoximeter	0.000	0.000	0.000	0.000	0.229	0.000	0.000	0.000	0.000	0.000	0.000	0.000	0.019
Refused	0	0	0	0	0	0	0	0	0	0	0	0	0
<b>Accident Related</b>	0	0	0	0	0	0	0	0	0	0	0	0	0
<b>Location of Offense</b>													
Bar	0	0	0	0	0	0	0	0	0	0	0	0	0
Other	0	0	0	0	0	0	0	0	0	0	0	0	0
Park	0	0	0	0	0	0	0	0	0	0	0	0	0
Parking Lot	0	0	0	0	0	0	1	0	0	0	0	0	1
Residence	0	0	0	0	0	0	0	0	0	0	0	0	0
Restaurant	0	0	0	0	0	0	0	0	0	0	0	0	0
School	0	0	0	0	0	0	0	0	0	0	0	0	0
Street	1	0	1	0	4	0	7	0	0	0	0	0	13
Vehicle	0	0	0	0	0	0	0	0	0	0	0	0	0
<b>Where Minor Obt. Alc.</b>													
Bar	0	0	0	0	0	0	0	0	0	0	0	0	0
Home	0	0	0	0	0	0	0	0	0	0	0	0	0
Liquor Store	0	0	0	0	0	0	0	0	0	0	0	0	0
Party	0	0	0	0	0	0	0	0	0	0	0	0	0
<b>Other Crimes Charged</b>													
Felony	0	0	0	0	0	0	0	0	0	0	0	0	0
Misdemeanor	1	0	1	0	4	0	3	0	0	0	0	0	9
Assault	0	0	0	0	0	0	0	0	0	0	0	0	0
Resisting Arrest	0	0	0	0	0	0	0	0	0	0	0	0	0
Interference	0	0	0	0	0	0	0	0	0	0	0	0	0
Disturbance	0	0	0	0	0	0	0	0	0	0	0	0	0
Curfew	0	0	0	0	0	0	0	0	0	0	0	0	0
Possession of Controlled Substance	0	0	0	0	0	0	0	0	0	0	0	0	0

Powell PD : January - December 2019													
	Jan.	Feb.	Mar.	Apr.	May	Jun.	July	Aug.	Sept.	Oct.	Nov.	Dec.	Totals & Ave.
<b>Total Arrests</b>	8	0	0	1	6	1	0	2	12	3	11	1	45
Over 21	1	0	0	0	0	0	0	0	2	0	0	0	3
18-20	7	0	0	0	5	1	0	1	8	2	10	1	35
15-17	0	0	0	1	1	0	0	1	2	1	1	0	7
14 and Under	0	0	0	0	0	0	0	0	0	0	0	0	0
Age Unknown	0	0	0	0	0	0	0	0	0	0	0	0	0
<b>Total Cite/Release</b>	7	0	0	1	6	1	0	2	12	2	9	1	41
Juvenile Cite/Release	0	0	0	1	1	0	0	1	2	1	1	0	7
<b>Total Arrest/Custody</b>	1	0	0	0	0	0	0	0	0	1	2	0	4
Juvenile Arrest/Custody	0	0	0	0	0	0	0	0	0	0	0	0	0
<b>Day of Week</b>													
Monday	0	0	0	0	0	0	0	0	1	1	0	0	2
Tuesday	0	0	0	0	2	0	0	0	0	0	0	0	2
Wednesday	0	0	0	0	2	0	0	0	0	0	0	0	2
Thursday	3	0	0	0	0	0	0	0	2	2	1	0	8
Friday	0	0	0	0	0	0	0	1	0	0	0	0	1
Saturday	0	0	0	0	0	0	0	1	9	0	3	1	14
Sunday	5	0	0	1	2	1	0	0	0	0	7	0	16
<b>Time</b>													
10am-4pm	2	0	0	0	1	0	0	0	0	0	0	0	3
4pm-10pm	1	0	0	0	1	0	0	1	4	3	0	0	10
10pm-12am	0	0	0	0	0	0	0	0	0	0	2	0	2
12am-2am	0	0	0	1	2	1	0	0	7	0	4	0	15
2am-4am	0	0	0	0	2	0	0	0	1	0	4	1	8
4am-10am	5	0	0	0	0	0	0	1	0	0	1	0	7
<b>Age and Gender</b>													
Female 14 and under	0	0	0	0	0	0	0	0	0	0	0	0	0
Female 15-17	0	0	0	0	0	0	0	0	1	0	1	0	2
Female 18-20	3	0	0	0	1	0	0	0	1	0	6	0	11
Female over 21	1	0	0	0	0	0	0	0	2	0	0	0	3
Female no age	0	0	0	0	0	0	0	0	0	0	0	0	0
Male 14 and under	0	0	0	0	0	0	0	0	0	0	0	0	0
Male 15-17	0	0	0	1	1	0	0	1	1	1	0	0	5
Male 18-20	4	0	0	0	4	1	0	1	7	2	4	1	24
Male over 21	0	0	0	0	0	0	0	0	0	0	0	0	0
Male no age	0	0	0	0	0	0	0	0	0	0	0	0	0
<b>MIP</b>	7	0	0	1	6	1	0	2	9	3	10	1	40
17 and Under	0	0	0	1	1	0	0	1	2	1	1	0	7
18-20	7	0	0	0	5	1	0	1	7	2	9	1	33
14 and Under	0	0	0	0	0	0	0	0	0	0	0	0	0
15-17	0	0	0	1	1	0	0	1	2	1	1	0	7
DUI	0	0	0	0	0	0	0	0	0	0	0	0	0
17 and Under	0	0	0	0	0	0	0	0	0	0	0	0	0
18-20	0	0	0	0	0	0	0	0	0	0	0	0	0
21 and Over	0	0	0	0	0	0	0	0	0	0	0	0	0
<b>Open Container</b>	0	0	0	0	0	0	0	0	0	1	0	0	1
Youthful Offender	0	0	0	0	0	0	0	0	0	0	1	0	1
<b>Public Intoxication</b>	0	0	0	0	0	0	0	0	0	0	0	0	0
17 and Under	0	0	0	0	0	0	0	0	0	0	0	0	0
18-20	0	0	0	0	0	0	0	0	0	0	0	0	0
21 and Over	0	0	0	0	0	0	0	0	0	0	0	0	0
14 and Under	0	0	0	0	0	0	0	0	0	0	0	0	0
15-17	0	0	0	0	0	0	0	0	0	0	0	0	0
<b>Minor in Establishment</b>	0	0	0	0	0	0	0	0	0	0	0	0	0
Furnish to Minor	1	0	0	0	0	0	0	0	2	0	0	0	3
Sell to Minor	0	0	0	0	0	0	0	0	0	0	0	0	0
False ID	0	0	0	0	0	0	0	0	1	0	0	0	1
<b>BAC</b>													
PBT	0.072	0.000	0.000	0.000	0.076	0.350	0.000	0.092	0.130	0.062	0.056	0.139	0.081
Intoximeter	0.000	0.000	0.000	0.000	0.000	0.000	0.000	0.000	0.000	0.000	0.000	0.000	0.000
Refused	1	0	0	0	1	0	0	0	3	0	1	0	6
<b>Accident Related</b>	0	0	0	0	0	0	0	0	0	0	0	0	0
<b>Location of Offense</b>													
Bar	0	0	0	0	0	0	0	0	0	0	1	0	1
Other	0	0	0	0	0	0	0	0	4	2	0	0	6
Park	0	0	0	0	0	1	0	0	0	0	0	0	1
Parking Lot	0	0	0	0	0	0	0	0	0	0	0	0	0
Residence	7	0	0	0	1	0	0	1	8	0	1	0	18
Restaurant	0	0	0	0	0	0	0	0	0	0	0	0	0
School	0	0	0	0	1	0	0	0	0	0	0	0	1
Street	0	0	0	0	0	0	0	0	0	0	1	0	1
Vehicle	1	0	0	1	4	0	0	1	0	1	8	1	17
<b>Where Minor Obt. Alc.</b>													
Bar	0	0	0	0	0	0	0	0	0	0	0	0	0
Home	0	0	0	0	1	0	0	1	0	2	0	0	4
Liquor Store	0	0	0	0	0	0	0	0	1	0	0	0	1
Party	5	0	0	0	2	0	0	0	8	0	0	0	15
<b>Other Crimes Charged</b>													
Felony	0	0	0	0	0	0	0	0	0	0	0	0	0
Misdemeanor	0	0	0	0	0	0	0	1	0	0	0	0	1
Assault	0	0	0	0	1	0	0	0	0	0	0	0	1
Resisting Arrest	0	0	0	0	0	0	0	0	0	0	0	0	0
Interference	0	0	0	0	0	0	0	0	0	0	0	0	0
Disturbance	0	0	0	0	0	0	0	0	0	0	0	0	0
Curfew	0	0	0	0	0	0	0	0	0	0	0	0	0
Possession of Controlled Substance	1	0	0	0	0	0	0	0	0	1	0	1	3

Rawlins : January - December 2019													
	Jan.	Feb.	Mar.	Apr.	May	Jun.	July	Aug.	Sept.	Oct.	Nov.	Dec.	Totals & Ave.
<b>Total Arrests</b>	1	6	6	2	7	5	3	3	13	1	3	12	62
Over 21	1	0	1	1	0	1	0	1	1	0	1	0	7
18-20	0	5	0	1	2	4	3	1	6	1	2	10	35
15-17	0	1	5	0	4	0	0	1	6	0	0	2	19
14 and Under	0	0	0	0	1	0	0	0	0	0	0	0	1
Age Unknown	0	0	0	0	0	0	0	0	0	0	0	0	0
<b>Total Cite/Release</b>	1	5	4	2	7	3	3	2	12	0	3	9	51
Juvenile Cite/Release	0	1	4	0	5	0	0	1	6	0	0	2	19
<b>Total Arrest/Custody</b>	0	1	2	0	0	2	0	1	1	1	0	3	11
Juvenile Arrest/Custody	0	0	1	0	0	0	0	0	0	0	0	0	1
<b>Day of Week</b>													
Monday	0	0	1	2	0	0	0	0	0	0	0	0	3
Tuesday	0	0	0	0	0	0	0	0	0	1	0	6	7
Wednesday	1	0	0	0	0	0	0	0	0	0	0	0	1
Thursday	0	0	5	0	0	0	3	0	0	0	0	0	8
Friday	0	0	0	0	1	0	0	0	0	0	1	6	8
Saturday	0	6	0	0	3	2	0	3	9	0	2	0	25
Sunday	0	0	0	0	3	3	0	0	4	0	0	0	10
<b>Time</b>													
10am-4pm	0	0	1	0	1	0	0	0	0	1	0	0	3
4pm-10pm	1	0	0	0	0	0	0	2	0	0	1	6	10
10pm-12am	0	0	0	0	0	0	3	0	0	0	2	6	11
12am-2am	0	6	0	2	3	4	0	0	13	0	0	0	28
2am-4am	0	0	5	0	3	1	0	0	0	0	0	0	9
4am-10am	0	0	0	0	0	0	0	1	0	0	0	0	1
<b>Age and Gender</b>													
Female 14 and under	0	0	0	0	0	0	0	0	0	0	0	0	0
Female 15-17	0	1	2	0	1	0	0	1	3	0	0	1	9
Female 18-20	0	3	0	0	2	2	0	0	1	0	0	4	12
Female over 21	0	0	0	0	0	1	0	1	0	0	0	0	2
Female no age	0	0	0	0	0	0	0	0	0	0	0	0	0
Male 14 and under	0	0	0	0	1	0	0	0	0	0	0	0	1
Male 15-17	0	0	3	0	3	0	0	0	3	0	0	1	10
Male 18-20	0	2	0	1	0	2	3	1	5	1	2	6	23
Male over 21	1	0	1	1	0	0	0	0	1	0	1	0	5
Male no age	0	0	0	0	0	0	0	0	0	0	0	0	0
<b>MIP</b>	0	6	5	1	7	4	3	1	12	1	2	9	51
17 and Under	0	1	5	0	5	0	0	1	6	0	0	2	20
18-20	0	5	0	1	2	4	3	0	6	1	2	7	31
14 and Under	0	0	0	0	1	0	0	0	0	0	0	0	1
15-17	0	1	5	0	4	0	0	1	6	0	0	2	19
DUI	0	0	0	0	0	0	0	1	0	0	0	0	1
17 and Under	0	0	0	0	0	0	0	0	0	0	0	0	0
18-20	0	0	0	0	0	0	0	1	0	0	0	0	1
21 and Over	0	0	0	0	0	0	0	0	0	0	0	0	0
Open Container	0	0	0	1	0	0	0	2	0	0	0	0	3
Youthful Offender	0	0	0	0	0	0	0	0	0	0	0	0	0
Public Intoxication	0	0	0	0	0	0	0	0	0	0	0	0	0
17 and Under	0	0	0	0	0	0	0	0	0	0	0	0	0
18-20	0	0	0	0	0	0	0	0	0	0	0	0	0
21 and Over	0	0	0	0	0	0	0	0	0	0	0	0	0
14 and Under	0	0	0	0	0	0	0	0	0	0	0	0	0
15-17	0	0	0	0	0	0	0	0	0	0	0	0	0
Minor in Establishment	0	0	0	0	0	0	0	0	0	0	0	0	0
Furnish to Minor	1	1	2	0	1	0	0	0	2	0	0	3	10
Sell to Minor	0	0	0	0	0	1	0	0	0	0	1	0	2
False ID	0	0	0	0	0	0	0	0	0	0	0	0	0
<b>BAC</b>													
PBT	0.000	0.101	0.045	0.680	0.036	0.167	0.093	0.172	0.084	0.000	0.049	0.117	0.129
Intoximeter	0.000	0.000	0.000	0.000	0.000	0.000	0.000	0.060	0.000	0.000	0.000	0.000	0.005
Refused	0	0	0	0	0	1	0	0	0	0	0	0	1
<b>Accident Related</b>	0	0	0	0	0	0	0	0	0	0	0	0	0
<b>Location of Offense</b>													
Bar	0	0	0	0	0	2	0	0	0	0	1	0	3
Other	0	0	0	0	0	0	0	0	0	0	0	0	0
Park	0	0	0	0	0	0	0	0	0	0	0	0	0
Parking Lot	0	0	0	0	0	1	0	0	0	0	0	0	1
Residence	1	6	6	0	3	2	3	1	13	0	0	12	47
Restaurant	0	0	0	0	0	0	0	0	0	0	0	0	0
School	0	0	0	0	1	0	0	0	0	0	0	0	1
Street	0	0	0	2	3	0	0	0	0	0	0	0	5
Vehicle	0	0	0	0	0	0	0	2	0	1	2	0	5
<b>Where Minor Obt. Alc.</b>													
Bar	0	0	0	0	0	2	0	0	0	0	0	0	2
Home	0	0	0	0	1	0	0	0	0	0	0	0	1
Liquor Store	0	0	0	0	0	0	0	0	0	0	0	0	0
Party	0	6	6	0	3	2	0	0	13	0	0	12	42
<b>Other Crimes Charged</b>													
Felony	0	0	0	0	0	1	0	0	0	0	0	0	1
Misdemeanor	0	0	0	0	1	0	0	1	1	0	1	0	4
Assault	0	0	0	0	0	0	0	0	0	0	0	0	0
Resisting Arrest	0	0	0	0	0	0	0	0	0	0	0	0	0
Interference	0	0	0	0	0	1	0	0	0	0	0	0	1
Disturbance	0	0	0	0	0	0	3	0	0	0	0	0	3
Curfew	0	0	0	0	0	0	0	0	0	0	0	0	0
Possession of Controlled Substance	0	0	1	0	0	0	0	0	0	1	0	1	3



Rock Springs : January - December 2019													Totals
	Jan.	Feb.	Mar.	Apr.	May	Jun.	July	Aug.	Sept.	Oct.	Nov.	Dec.	& Ave.
<b>Total Arrests</b>	10	18	7	12	2	0	8	8	30	0	3	14	112
Over 21	0	3	0	0	0	0	0	0	1	0	1	0	5
18-20	5	10	6	8	0	0	7	5	21	0	2	11	75
15-17	4	4	1	4	1	0	1	3	8	0	0	2	28
14 and Under	1	1	0	0	1	0	0	0	0	0	0	1	4
Age Unknown	0	0	0	0	0	0	0	0	0	0	0	0	0
<b>Total Cite/Release</b>	10	18	7	12	2	0	8	7	28	0	3	12	107
Juvenile Cite/Release	5	5	1	4	2	0	1	3	7	0	0	3	31
<b>Total Arrest/Custody</b>	0	0	0	0	0	0	0	1	2	0	0	2	5
Juvenile Arrest/Custody	0	0	0	0	0	0	0	0	1	0	0	0	1
<b>Day of Week</b>													
Monday	0	0	0	0	0	0	0	1	13	0	0	3	17
Tuesday	0	3	0	2	0	0	3	0	0	0	0	1	9
Wednesday	0	0	1	0	0	0	0	2	0	0	1	1	5
Thursday	0	0	0	0	0	0	1	0	0	0	1	0	2
Friday	5	0	6	6	0	0	0	3	0	0	0	4	24
Saturday	5	0	0	1	2	0	1	2	0	0	1	2	14
Sunday	0	15	0	3	0	0	3	0	17	0	0	3	41
<b>Time</b>													
10am-4pm	1	0	0	0	0	0	0	0	0	0	0	4	5
4pm-10pm	0	0	0	0	2	0	5	0	0	0	0	1	8
10pm-12am	5	0	6	6	0	0	2	5	0	0	1	4	29
12am-2am	2	15	0	3	0	0	0	3	13	0	2	2	40
2am-4am	2	3	0	3	0	0	0	0	4	0	0	0	12
4am-10am	0	0	1	0	0	0	1	0	13	0	0	3	18
<b>Age and Gender</b>													
Female 14 and under	0	0	0	0	0	0	0	0	0	0	0	1	1
Female 15-17	0	1	0	3	0	0	0	2	6	0	0	2	14
Female 18-20	0	5	0	5	0	0	3	1	6	0	0	3	23
Female over 21	0	1	0	0	0	0	0	0	1	0	0	0	2
Female no age	0	0	0	0	0	0	0	0	0	0	0	0	0
Male 14 and under	1	1	0	0	1	0	0	0	0	0	0	0	3
Male 15-17	4	3	1	1	1	0	1	1	2	0	0	0	14
Male 18-20	5	5	6	3	0	0	4	4	15	0	2	8	52
Male over 21	0	2	0	0	0	0	0	0	0	0	1	0	3
Male no age	0	0	0	0	0	0	0	0	0	0	0	0	0
<b>MIP</b>	10	15	7	12	2	0	8	8	29	0	2	14	107
17 and Under	5	5	1	4	2	0	1	3	8	0	0	3	32
18-20	5	10	6	8	0	0	7	5	21	0	2	11	75
14 and Under	1	1	0	0	1	0	0	0	0	0	0	1	4
15-17	4	4	1	4	1	0	1	3	8	0	0	2	28
DUI	0	0	0	0	0	0	0	0	0	0	0	0	0
17 and Under	0	0	0	0	0	0	0	0	0	0	0	0	0
18-20	0	0	0	0	0	0	0	0	0	0	0	0	0
21 and Over	0	0	0	0	0	0	0	0	0	0	0	0	0
Open Container	0	0	0	0	0	0	0	0	0	0	0	0	0
Youthful Offender	0	0	0	0	0	0	0	0	0	0	0	0	0
Public Intoxication	0	0	0	0	0	0	0	0	0	0	0	0	0
17 and Under	0	0	0	0	0	0	0	0	0	0	0	0	0
18-20	0	0	0	0	0	0	0	0	0	0	0	0	0
21 and Over	0	0	0	0	0	0	0	0	0	0	0	0	0
14 and Under	0	0	0	0	0	0	0	0	0	0	0	0	0
15-17	0	0	0	0	0	0	0	0	0	0	0	0	0
Minor in Establishment	0	0	0	0	0	0	0	0	0	0	0	0	0
Furnish to Minor	0	3	0	0	0	0	0	0	1	0	1	0	5
Sell to Minor	0	0	0	0	0	0	0	0	0	0	0	0	0
False ID	0	0	0	0	0	0	0	0	0	0	0	0	0
<b>BAC</b>													
PBT	0.090	0.086	0.081	0.259	0.000	0.000	0.000	0.000	0.087	0.000	0.200	0.000	0.067
Intoximeter	0.000	0.000	0.000	0.000	0.155	0.000	0.098	0.000	0.000	0.000	0.000	0.000	0.021
Refused	0	0	0	0	0	0	0	0	0	0	0	0	0
<b>Accident Related</b>	0	0	0	0	0	0	0	0	0	0	0	0	0
<b>Location of Offense</b>													
Bar	0	0	0	0	0	0	0	0	0	0	0	2	2
Other	1	0	0	0	2	0	4	4	0	0	0	1	12
Park	0	0	0	0	0	0	0	0	0	0	0	1	1
Parking Lot	0	0	0	0	0	0	3	0	0	0	0	0	3
Residence	4	18	6	11	0	0	0	0	28	0	3	7	77
Restaurant	0	0	0	0	0	0	0	0	0	0	0	0	0
School	4	0	0	0	0	0	0	0	0	0	0	3	7
Street	0	0	0	1	0	0	1	3	2	0	0	0	7
Vehicle	0	0	0	0	0	0	0	0	0	0	0	0	0
<b>Where Minor Obt. Alc.</b>													
Bar	0	0	0	0	0	0	0	0	0	0	0	0	0
Home	0	0	0	0	0	0	0	0	0	0	0	0	0
Liquor Store	0	0	0	0	0	0	0	0	0	0	0	0	0
Party	0	0	0	0	0	0	0	0	0	0	0	0	0
<b>Other Crimes Charged</b>													
Felony	0	0	0	0	0	0	0	0	0	0	0	0	0
Misdemeanor	0	0	0	0	0	0	0	0	0	1	0	0	1
Assault	0	0	0	0	0	0	0	0	0	0	0	0	0
Resisting Arrest	0	0	0	0	0	0	0	0	0	0	0	0	0
Interference	0	0	0	0	0	0	0	0	0	0	0	0	0
Disturbance	0	0	0	0	0	0	0	0	0	0	0	0	0
Curfew	0	0	0	0	0	0	0	0	0	0	0	0	0
Possession of Controlled Substance	0	0	0	0	0	0	0	0	0	0	0	0	0

Sheridan PD : January - December 2019													
	Jan.	Feb.	Mar.	Apr.	May	Jun.	July	Aug.	Sept.	Oct.	Nov.	Dec.	Totals & Ave.
<b>Total Arrests</b>	11	23	11	1	1	6	22	8	8	5	12	7	115
Over 21	3	0	0	0	0	1	1	2	1	0	2	0	10
18-20	7	21	10	1	1	4	18	6	7	5	10	6	96
15-17	1	2	1	0	0	1	2	0	0	0	0	1	8
14 and Under	0	0	0	0	0	0	1	0	0	0	0	0	1
Age Unknown	0	0	0	0	0	0	0	0	0	0	0	0	0
<b>Total Cite/Release</b>	10	22	9	1	1	4	20	5	6	5	12	7	102
Juvenile Cite/Release	1	2	1	0	0	1	3	0	0	0	0	1	9
<b>Total Arrest/Custody</b>	1	1	2	0	0	2	2	3	2	0	0	0	13
Juvenile Arrest/Custody	0	0	0	0	0	0	0	0	0	0	0	0	0
<b>Day of Week</b>													
Monday	0	0	0	0	0	0	0	0	0	0	0	0	0
Tuesday	0	0	0	0	0	1	0	0	0	0	0	0	1
Wednesday	2	1	0	0	1	0	1	0	0	0	0	0	5
Thursday	0	1	6	1	0	0	0	2	2	0	0	0	12
Friday	0	13	3	0	0	1	2	2	0	1	0	3	25
Saturday	3	1	1	0	0	4	4	1	2	4	8	2	30
Sunday	6	7	1	0	0	0	15	3	4	0	4	2	42
<b>Time</b>													
10am-4pm	0	2	0	0	0	0	2	0	5	0	0	0	9
4pm-10pm	1	0	1	1	0	0	2	3	1	0	0	0	9
10pm-12am	1	13	5	0	0	1	5	4	1	0	1	1	32
12am-2am	9	1	5	0	1	0	2	1	1	1	9	6	36
2am-4am	0	0	0	0	0	2	10	0	0	4	2	0	18
4am-10am	0	7	0	0	0	3	1	0	0	0	0	0	11
<b>Age and Gender</b>													
Female 14 and under	0	0	0	0	0	0	1	0	0	0	0	0	1
Female 15-17	1	2	1	0	0	0	1	0	0	0	0	1	6
Female 18-20	2	10	3	1	1	3	9	4	2	2	4	5	46
Female over 21	3	0	0	0	0	1	0	0	0	0	0	0	4
Female no age	0	0	0	0	0	0	0	0	0	0	0	0	0
Male 14 and under	0	0	0	0	0	0	0	0	0	0	0	0	0
Male 15-17	0	0	0	0	0	1	1	0	0	0	0	0	2
Male 18-20	5	11	7	0	0	1	9	2	5	3	6	1	50
Male over 21	0	0	0	0	0	0	1	2	1	0	2	0	6
Male no age	0	0	0	0	0	0	0	0	0	0	0	0	0
<b>MIP</b>	7	21	7	1	1	4	19	6	5	5	10	7	93
17 and Under	1	2	1	0	0	1	3	0	0	0	0	1	9
18-20	6	19	6	1	1	3	16	6	5	5	10	6	84
14 and Under	0	0	0	0	0	0	1	0	0	0	0	0	1
15-17	1	2	1	0	0	1	2	0	0	0	0	1	8
DUI	1	1	1	0	0	1	2	1	1	0	0	0	8
17 and Under	0	0	0	0	0	0	0	0	0	0	0	0	0
18-20	1	1	1	0	0	1	1	0	1	0	0	0	6
21 and Over	0	0	0	0	0	0	1	1	0	0	0	0	2
<b>Open Container</b>	0	0	0	0	0	0	0	1	0	0	0	0	1
<b>Youthful Offender</b>	0	0	2	0	0	0	0	0	0	0	0	0	2
<b>Public Intoxication</b>	0	0	0	0	0	0	0	0	1	0	0	0	1
17 and Under	0	0	0	0	0	0	0	0	0	0	0	0	0
18-20	0	0	0	0	0	0	0	0	1	0	0	0	1
21 and Over	0	0	0	0	0	0	0	0	0	0	0	0	0
14 and Under	0	0	0	0	0	0	0	0	0	0	0	0	0
15-17	0	0	0	0	0	0	0	0	0	0	0	0	0
<b>Minor in Establishment</b>	0	0	0	0	0	0	0	0	0	0	0	0	0
<b>Furnish to Minor</b>	1	3	0	0	0	0	0	0	1	0	1	0	6
<b>Sell to Minor</b>	0	0	0	0	0	0	0	0	0	0	0	0	0
<b>False ID</b>	0	0	0	0	0	0	0	0	0	0	0	0	0
<b>BAC</b>													
PBT	0.063	0.000	0.061	0.120	0.105	0.144	0.115	0.085	0.090	0.023	0.086	0.064	0.080
Intoximeter	0.000	0.058	0.000	0.000	0.000	0.000	0.000	0.000	0.000	0.000	0.000	0.000	0.005
Refused	0	0	0	0	0	0	0	0	0	0	0	0	0
<b>Accident Related</b>	0	0	0	0	0	0	0	0	0	0	0	0	0
<b>Location of Offense</b>													
Bar	0	0	0	0	0	0	0	0	0	0	0	0	0
Other	0	0	0	0	0	0	2	2	0	0	0	0	4
Park	0	0	0	0	0	0	5	0	0	0	0	0	5
Parking Lot	0	0	0	0	0	0	0	0	0	0	0	0	0
Residence	7	19	1	0	0	3	0	0	0	4	7	5	46
Restaurant	0	0	1	0	0	0	0	0	0	0	0	0	1
School	0	2	0	0	0	0	0	0	0	0	0	0	2
Street	4	2	9	1	1	3	15	6	8	1	5	2	57
Vehicle	0	0	0	0	0	0	0	0	0	0	0	0	0
<b>Where Minor Obt. Alc.</b>													
Bar	0	0	0	0	0	0	0	0	0	0	0	0	0
Home	0	0	0	0	0	0	0	0	0	0	0	0	0
Liquor Store	0	0	0	0	0	0	0	0	0	0	0	0	0
Party	0	0	0	1	0	0	0	0	0	0	0	0	1
<b>Other Crimes Charged</b>													
Felony	0	0	0	0	0	1	0	0	0	0	0	0	1
Misdemeanor	0	1	2	0	0	1	5	1	0	0	1	0	11
Assault	0	1	0	0	0	0	0	0	0	0	0	0	1
Resisting Arrest	0	0	0	0	0	0	0	0	0	0	0	0	0
Interference	0	0	1	0	0	1	1	1	0	0	0	0	4
Disturbance	0	0	0	0	0	0	1	0	0	0	0	0	1
Curfew	0	0	0	0	0	0	0	0	0	0	0	0	0
Possession of Controlled Substance	2	1	2	0	0	0	1	1	0	0	0	0	7

Teton : January - December 2019													
	Jan.	Feb.	Mar.	Apr.	May	Jun.	July	Aug.	Sept.	Oct.	Nov.	Dec.	Totals & Ave.
<b>Total Arrests</b>	1	0	0	0	0	0	0	0	0	0	0	0	1
Over 21	0	0	0	0	0	0	0	0	0	0	0	0	0
18-20	0	0	0	0	0	0	0	0	0	0	0	0	0
15-17	1	0	0	0	0	0	0	0	0	0	0	0	1
14 and Under	0	0	0	0	0	0	0	0	0	0	0	0	0
Age Unknown	0	0	0	0	0	0	0	0	0	0	0	0	0
<b>Total Cite/Release</b>	1	0	0	0	0	0	0	0	0	0	0	0	1
Juvenile Cite/Release	1	0	0	0	0	0	0	0	0	0	0	0	1
<b>Total Arrest/Custody</b>	0	0	0	0	0	0	0	0	0	0	0	0	0
Juvenile Arrest/Custody	0	0	0	0	0	0	0	0	0	0	0	0	0
<b>Day of Week</b>													
Monday	0	0	0	0	0	0	0	0	0	0	0	0	0
Tuesday	1	0	0	0	0	0	0	0	0	0	0	0	1
Wednesday	0	0	0	0	0	0	0	0	0	0	0	0	0
Thursday	0	0	0	0	0	0	0	0	0	0	0	0	0
Friday	0	0	0	0	0	0	0	0	0	0	0	0	0
Saturday	0	0	0	0	0	0	0	0	0	0	0	0	0
Sunday	0	0	0	0	0	0	0	0	0	0	0	0	0
<b>Time</b>													
10am-4pm	0	0	0	0	0	0	0	0	0	0	0	0	0
4pm-10pm	0	0	0	0	0	0	0	0	0	0	0	0	0
10pm-12am	0	0	0	0	0	0	0	0	0	0	0	0	0
12am-2am	1	0	0	0	0	0	0	0	0	0	0	0	1
2am-4am	0	0	0	0	0	0	0	0	0	0	0	0	0
4am-10am	0	0	0	0	0	0	0	0	0	0	0	0	0
<b>Age and Gender</b>													
Female 14 and under	0	0	0	0	0	0	0	0	0	0	0	0	0
Female 15-17	0	0	0	0	0	0	0	0	0	0	0	0	0
Female 18-20	0	0	0	0	0	0	0	0	0	0	0	0	0
Female over 21	0	0	0	0	0	0	0	0	0	0	0	0	0
Female no age	0	0	0	0	0	0	0	0	0	0	0	0	0
Male 14 and under	0	0	0	0	0	0	0	0	0	0	0	0	0
Male 15-17	1	0	0	0	0	0	0	0	0	0	0	0	1
Male 18-20	0	0	0	0	0	0	0	0	0	0	0	0	0
Male over 21	0	0	0	0	0	0	0	0	0	0	0	0	0
Male no age	0	0	0	0	0	0	0	0	0	0	0	0	0
<b>MIP</b>	1	0	0	0	0	0	0	0	0	0	0	0	1
17 and Under	1	0	0	0	0	0	0	0	0	0	0	0	1
18-20	0	0	0	0	0	0	0	0	0	0	0	0	0
14 and Under	0	0	0	0	0	0	0	0	0	0	0	0	0
15-17	1	0	0	0	0	0	0	0	0	0	0	0	1
<b>DUI</b>	0	0	0	0	0	0	0	0	0	0	0	0	0
17 and Under	0	0	0	0	0	0	0	0	0	0	0	0	0
18-20	0	0	0	0	0	0	0	0	0	0	0	0	0
21 and Over	0	0	0	0	0	0	0	0	0	0	0	0	0
<b>Open Container</b>	0	0	0	0	0	0	0	0	0	0	0	0	0
<b>Youthful Offender</b>	0	0	0	0	0	0	0	0	0	0	0	0	0
<b>Public Intoxication</b>	0	0	0	0	0	0	0	0	0	0	0	0	0
17 and Under	0	0	0	0	0	0	0	0	0	0	0	0	0
18-20	0	0	0	0	0	0	0	0	0	0	0	0	0
21 and Over	0	0	0	0	0	0	0	0	0	0	0	0	0
14 and Under	0	0	0	0	0	0	0	0	0	0	0	0	0
15-17	0	0	0	0	0	0	0	0	0	0	0	0	0
<b>Minor in Establishment</b>	0	0	0	0	0	0	0	0	0	0	0	0	0
<b>Furnish to Minor</b>	0	0	0	0	0	0	0	0	0	0	0	0	0
<b>Sell to Minor</b>	0	0	0	0	0	0	0	0	0	0	0	0	0
<b>False ID</b>	0	0	0	0	0	0	0	0	0	0	0	0	0
<b>BAC</b>													
PBT	0.090	0.000	0.000	0.000	0.000	0.000	0.000	0.000	0.000	0.000	0.000	0.000	0.008
Intoximeter	0.000	0.000	0.000	0.000	0.000	0.000	0.000	0.000	0.000	0.000	0.000	0.000	0.000
Refused	0	0	0	0	0	0	0	0	0	0	0	0	0
<b>Accident Related</b>	0	0	0	0	0	0	0	0	0	0	0	0	0
<b>Location of Offense</b>													
Bar	0	0	0	0	0	0	0	0	0	0	0	0	0
Other	0	0	0	0	0	0	0	0	0	0	0	0	0
Park	0	0	0	0	0	0	0	0	0	0	0	0	0
Parking Lot	1	0	0	0	0	0	0	0	0	0	0	0	1
Residence	0	0	0	0	0	0	0	0	0	0	0	0	0
Restaurant	0	0	0	0	0	0	0	0	0	0	0	0	0
School	0	0	0	0	0	0	0	0	0	0	0	0	0
Street	0	0	0	0	0	0	0	0	0	0	0	0	0
Vehicle	0	0	0	0	0	0	0	0	0	0	0	0	0
<b>Where Minor Obt. Alc.</b>													
Bar	0	0	0	0	0	0	0	0	0	0	0	0	0
Home	1	0	0	0	0	0	0	0	0	0	0	0	1
Liquor Store	0	0	0	0	0	0	0	0	0	0	0	0	0
Party	0	0	0	0	0	0	0	0	0	0	0	0	0
<b>Other Crimes Charged</b>													
Felony	0	0	0	0	0	0	0	0	0	0	0	0	0
Misdemeanor	0	0	0	0	0	0	0	0	0	0	0	0	0
Assault	0	0	0	0	0	0	0	0	0	0	0	0	0
Resisting Arrest	0	0	0	0	0	0	0	0	0	0	0	0	0
Interference	0	0	0	0	0	0	0	0	0	0	0	0	0
Disturbance	0	0	0	0	0	0	0	0	0	0	0	0	0
Curfew	0	0	0	0	0	0	0	0	0	0	0	0	0
Possession of Controlled Substance	0	0	0	0	0	0	0	0	0	0	0	0	0

Torrington : January - December 2018													
	Jan.	Feb.	Mar.	Apr.	May	Jun.	July	Aug.	Sept.	Oct.	Nov.	Dec.	Totals & Ave.
<b>Total Arrests</b>	0	1	2	0	1	0	0	1	4	5	11	1	26
Over 21	0	0	0	0	0	0	0	0	0	0	1	0	1
18-20	0	0	2	0	1	0	0	0	4	4	6	1	18
15-17	0	1	0	0	0	0	0	1	0	1	3	0	6
14 and Under	0	0	0	0	0	0	0	0	0	0	1	0	1
Age Unknown	0	0	0	0	0	0	0	0	0	0	0	0	0
<b>Total Cite/Release</b>	0	1	1	0	1	0	0	1	4	5	11	1	25
Juvenile Cite/Release	0	1	0	0	0	0	0	1	0	1	4	0	7
<b>Total Arrest/Custody</b>	0	0	1	0	0	0	0	0	0	0	0	0	1
Juvenile Arrest/Custody	0	0	0	0	0	0	0	0	0	0	0	0	0
<b>Day of Week</b>													
Monday	0	1	0	0	0	0	0	0	1	0	0	0	2
Tuesday	0	0	0	0	0	0	0	0	0	4	0	0	4
Wednesday	0	0	0	0	0	0	0	1	1	0	0	1	3
Thursday	0	0	0	0	1	0	0	0	1	1	3	0	6
Friday	0	0	1	0	0	0	0	0	0	0	7	0	8
Saturday	0	0	0	0	0	0	0	0	0	0	1	0	1
Sunday	0	0	1	0	0	0	0	0	1	0	0	0	2
<b>Time</b>													
10am-4pm	0	1	0	0	0	0	0	0	0	0	1	0	2
4pm-10pm	0	0	0	0	0	0	0	0	1	0	0	0	1
10pm-12am	0	0	0	0	0	0	0	0	1	5	7	1	14
12am-2am	0	0	1	0	1	0	0	1	1	0	3	0	7
2am-4am	0	0	1	0	0	0	0	0	0	0	0	0	1
4am-10am	0	0	0	0	0	0	0	0	1	0	0	0	1
<b>Age and Gender</b>													
Female 14 and under	0	0	0	0	0	0	0	0	0	0	1	0	1
Female 15-17	0	0	0	0	0	0	0	0	0	1	3	0	4
Female 18-20	0	0	0	0	0	0	0	0	1	2	4	0	7
Female over 21	0	0	0	0	0	0	0	0	0	0	0	0	0
Female no age	0	0	0	0	0	0	0	0	0	0	0	0	0
Male 14 and under	0	0	0	0	0	0	0	0	0	0	0	0	0
Male 15-17	0	1	0	0	0	0	0	1	0	0	0	0	2
Male 18-20	0	0	2	0	1	0	0	0	3	2	2	1	11
Male over 21	0	0	0	0	0	0	0	0	0	0	1	0	1
Male no age	0	0	0	0	0	0	0	0	0	0	0	0	0
<b>MIP</b>	0	1	2	0	1	0	0	1	4	5	10	1	25
17 and Under	0	1	0	0	0	0	0	1	0	1	4	0	7
18-20	0	0	2	0	1	0	0	0	4	4	6	1	18
14 and Under	0	0	0	0	0	0	0	0	0	0	1	0	1
15-17	0	1	0	0	0	0	0	1	0	1	3	0	6
DUI	0	0	0	0	0	0	0	0	0	0	0	0	0
17 and Under	0	0	0	0	0	0	0	0	0	0	0	0	0
18-20	0	0	0	0	0	0	0	0	0	0	0	0	0
21 and Over	0	0	0	0	0	0	0	0	0	0	0	0	0
Open Container	0	0	0	0	0	0	0	0	1	0	0	0	1
Youthful Offender	0	0	0	0	0	0	0	0	0	0	0	0	0
Public Intoxication	0	0	0	0	0	0	0	0	0	0	0	0	0
17 and Under	0	0	0	0	0	0	0	0	0	0	0	0	0
18-20	0	0	0	0	0	0	0	0	0	0	0	0	0
21 and Over	0	0	0	0	0	0	0	0	0	0	0	0	0
14 and Under	0	0	0	0	0	0	0	0	0	0	0	0	0
15-17	0	0	0	0	0	0	0	0	0	0	0	0	0
Minor in Establishment	0	0	1	0	0	0	0	0	0	0	0	0	1
Furnish to Minor	0	0	0	0	0	0	0	0	0	0	0	0	0
Sell to Minor	0	0	0	0	0	0	0	0	0	0	1	0	1
False ID	0	0	0	0	0	0	0	0	0	0	0	0	0
<b>BAC</b>													
PBT	0.000	0.000	0.229	0.000	0.000	0.000	0.000	0.174	0.060	0.000	0.076	0.105	0.054
Intoximeter	0.000	0.000	0.000	0.000	0.000	0.000	0.000	0.000	0.000	0.000	0.000	0.000	0.000
Refused	0	0	0	0	0	0	0	0	1	0	0	0	1
<b>Accident Related</b>	0	0	0	0	0	0	0	0	0	0	0	0	0
<b>Location of Offense</b>													
Bar	0	0	1	0	0	0	0	0	0	0	0	0	1
Other	0	0	0	0	0	0	0	0	0	0	1	0	1
Park	0	0	0	0	0	0	0	0	0	0	0	0	0
Parking Lot	0	0	1	0	1	0	0	0	0	0	0	0	2
Residence	0	0	0	0	0	0	0	0	0	1	7	0	8
Restaurant	0	0	0	0	0	0	0	0	0	0	0	0	0
School	0	1	0	0	0	0	0	1	4	4	0	1	11
Street	0	0	0	0	0	0	0	0	0	0	0	0	0
Vehicle	0	0	0	0	0	0	0	0	0	0	3	0	3
<b>Where Minor Obt. Alc.</b>													
Bar	0	0	0	0	0	0	0	0	0	0	0	0	0
Home	0	0	0	0	0	0	0	0	0	0	0	0	0
Liquor Store	0	0	0	0	0	0	0	0	0	0	0	0	0
Party	0	0	0	0	0	0	0	0	0	0	0	0	0
<b>Other Crimes Charged</b>													
Felony	0	0	0	0	0	0	0	0	0	0	0	0	0
Misdemeanor	0	0	0	0	0	0	0	0	0	0	0	0	0
Assault	0	0	0	0	0	0	0	0	0	0	0	0	0
Resisting Arrest	0	0	0	0	0	0	0	0	0	0	0	0	0
Interference	0	0	0	0	0	0	0	0	0	0	1	0	1
Disturbance	0	0	0	0	0	0	0	0	0	0	1	0	1
Curfew	0	0	0	0	0	0	0	0	0	0	0	0	0
Possession of Controlled Substance	0	0	0	0	0	0	0	0	0	0	0	0	0

UW PD : January - December 2019													
	Jan.	Feb.	Mar.	Apr.	May	Jun.	July	Aug.	Sept.	Oct.	Nov.	Dec.	Totals & Ave.
<b>Total Arrests</b>	5	24	11	12	4	0	1	6	51	40	26	11	191
Over 21	0	0	0	0	0	0	0	0	1	0	0	0	1
18-20	5	24	11	12	4	0	1	6	49	40	26	11	189
15-17	0	0	0	0	0	0	0	0	1	0	0	0	1
14 and Under	0	0	0	0	0	0	0	0	0	0	0	0	0
Age Unknown	0	0	0	0	0	0	0	0	0	0	0	0	0
<b>Total Cite/Release</b>	5	21	10	11	2	0	1	4	43	36	22	8	163
Juvenile Cite/Release	0	0	0	0	0	0	0	0	1	0	0	0	1
<b>Total Arrest/Custody</b>	0	3	1	1	2	0	0	2	8	4	4	3	28
Juvenile Arrest/Custody	0	0	0	0	0	0	0	0	0	0	0	0	0
<b>Day of Week</b>													
Monday	0	0	0	0	0	0	0	0	1	0	0	3	4
Tuesday	0	0	0	0	0	0	0	0	2	0	2	0	4
Wednesday	0	0	0	1	0	0	0	0	1	0	1	0	3
Thursday	0	5	3	1	1	0	0	0	2	2	1	0	15
Friday	1	2	1	4	2	0	0	0	4	2	11	6	33
Saturday	4	14	7	2	1	0	1	4	28	31	3	2	97
Sunday	0	3	0	4	0	0	0	2	13	5	8	0	35
<b>Time</b>													
10am-4pm	0	0	0	0	0	0	0	0	5	7	0	0	12
4pm-10pm	0	5	2	0	1	0	0	4	10	3	6	1	32
10pm-12am	0	5	0	2	0	0	1	1	10	2	2	5	28
12am-2am	4	12	8	1	2	0	0	1	21	27	16	5	97
2am-4am	1	2	1	9	0	0	0	0	5	1	2	0	21
4am-10am	0	0	0	0	1	0	0	0	0	0	0	0	1
<b>Age and Gender</b>													
Female 14 and under	0	0	0	0	0	0	0	0	0	0	0	0	0
Female 15-17	0	0	0	0	0	0	0	0	1	0	0	0	1
Female 18-20	2	9	5	1	1	0	0	0	21	16	10	6	71
Female over 21	0	0	0	0	0	0	0	0	0	0	0	0	0
Female no age	0	0	0	0	0	0	0	0	0	0	0	0	0
Male 14 and under	0	0	0	0	0	0	0	0	0	0	0	0	0
Male 15-17	0	0	0	0	0	0	0	0	0	0	0	0	0
Male 18-20	3	15	6	11	3	0	1	6	28	24	16	5	118
Male over 21	0	0	0	0	0	0	0	0	1	0	0	0	1
Male no age	0	0	0	0	0	0	0	0	0	0	0	0	0
<b>MIP</b>	5	23	11	10	3	0	1	5	49	40	25	11	183
17 and Under	0	0	0	0	0	0	0	0	1	0	0	0	1
18-20	5	23	11	10	3	0	1	5	48	40	25	11	182
14 and Under	0	0	0	0	0	0	0	0	0	0	0	0	0
15-17	0	0	0	0	0	0	0	0	1	0	0	0	1
DUI	0	1	0	0	0	0	0	1	0	0	0	0	2
17 and Under	0	0	0	0	0	0	0	0	0	0	0	0	0
18-20	0	1	0	0	0	0	0	1	0	0	0	0	2
21 and Over	0	0	0	0	0	0	0	0	0	0	0	0	0
Open Container	0	1	0	0	0	0	0	0	0	0	0	0	1
Youthful Offender	0	0	0	0	0	0	0	0	0	0	0	0	0
Public Intoxication	0	0	0	0	0	0	0	0	0	0	0	0	0
17 and Under	0	0	0	0	0	0	0	0	0	0	0	0	0
18-20	0	0	0	0	0	0	0	0	0	0	0	0	0
21 and Over	0	0	0	0	0	0	0	0	0	0	0	0	0
14 and Under	0	0	0	0	0	0	0	0	0	0	0	0	0
15-17	0	0	0	0	0	0	0	0	0	0	0	0	0
Minor in Establishment	0	0	0	0	0	0	0	0	0	0	0	0	0
Furnish to Minor	0	0	0	0	0	0	0	0	1	0	0	0	1
Sell to Minor	0	0	0	0	0	0	0	0	0	0	0	0	0
False ID	0	1	0	1	2	0	0	1	2	0	1	0	8
<b>BAC</b>													
PBT	0.038	0.063	0.063	0.080	0.120	0.000	0.000	0.000	0.068	0.071	0.059	0.090	0.054
Intoximeter	0.000	0.000	0.000	0.000	0.000	0.000	0.000	0.180	0.000	0.000	0.000	0.000	0.015
Refused	2	6	4	6	1	0	0	0	7	13	4	9	52
<b>Accident Related</b>	0	0	0	0	0	0	0	0	0	0	0	0	0
<b>Location of Offense</b>													
Bar	0	0	0	0	0	0	0	0	0	0	0	0	0
Other	0	0	0	0	0	0	0	1	9	3	2	0	15
Park	0	0	0	0	0	0	0	0	0	0	0	0	0
Parking Lot	0	1	0	1	0	0	0	4	3	4	0	0	13
Residence	4	21	8	9	2	0	0	0	30	27	17	10	128
Restaurant	0	0	0	0	0	0	0	0	0	0	0	0	0
School	0	0	0	0	0	0	0	0	0	0	0	0	0
Street	1	2	3	2	2	0	1	1	9	6	7	1	35
Vehicle	0	0	0	0	0	0	0	0	0	0	0	0	0
<b>Where Minor Obt. Alc.</b>													
Bar	1	1	0	0	0	0	0	0	2	2	0	0	6
Home	0	6	2	0	0	0	0	0	0	0	3	2	13
Liquor Store	0	0	0	0	0	0	0	0	0	0	0	0	0
Party	4	17	7	7	1	0	1	6	42	37	21	9	152
<b>Other Crimes Charged</b>													
Felony	0	0	0	0	0	0	0	0	0	0	0	0	0
Misdemeanor	0	2	2	0	0	0	0	2	0	0	1	0	7
Assault	0	0	0	0	0	0	0	0	0	0	0	0	0
Resisting Arrest	0	0	0	0	0	0	0	0	0	0	0	0	0
Interference	0	0	0	0	0	0	0	0	0	0	0	0	0
Disturbance	0	0	0	0	0	0	0	0	0	0	0	0	0
Curfew	0	0	0	0	0	0	0	0	0	0	0	0	0
Possession of Controlled Substance	0	0	1	0	0	0	0	0	0	1	0	0	2

Uinta : January - December 2019													
	Jan.	Feb.	Mar.	Apr.	May	Jun.	July	Aug.	Sept.	Oct.	Nov.	Dec.	Totals & Ave.
<b>Total Arrests</b>	0	0	0	0	4	0	1	0	1	0	0	0	6
Over 21	0	0	0	0	0	0	0	0	0	0	0	0	0
18-20	0	0	0	0	2	0	0	0	1	0	0	0	3
15-17	0	0	0	0	2	0	1	0	0	0	0	0	3
14 and Under	0	0	0	0	0	0	0	0	0	0	0	0	0
Age Unknown	0	0	0	0	0	0	0	0	0	0	0	0	0
<b>Total Cite/Release</b>	0	0	0	0	3	0	1	0	1	0	0	0	5
Juvenile Cite/Release	0	0	0	0	2	0	1	0	0	0	0	0	3
<b>Total Arrest/Custody</b>	0	0	0	0	1	0	0	0	0	0	0	0	1
Juvenile Arrest/Custody	0	0	0	0	0	0	0	0	0	0	0	0	0
<b>Day of Week</b>													
Monday	0	0	0	0	0	0	0	0	0	0	0	0	0
Tuesday	0	0	0	0	0	0	1	0	0	0	0	0	1
Wednesday	0	0	0	0	0	0	0	0	0	0	0	0	0
Thursday	0	0	0	0	0	0	0	0	1	0	0	0	1
Friday	0	0	0	0	4	0	0	0	0	0	0	0	4
Saturday	0	0	0	0	0	0	0	0	0	0	0	0	0
Sunday	0	0	0	0	0	0	0	0	0	0	0	0	0
<b>Time</b>													
10am-4pm	0	0	0	0	0	0	0	0	0	0	0	0	0
4pm-10pm	0	0	0	0	0	0	1	0	0	0	0	0	1
10pm-12am	0	0	0	0	4	0	0	0	1	0	0	0	5
12am-2am	0	0	0	0	0	0	0	0	0	0	0	0	0
2am-4am	0	0	0	0	0	0	0	0	0	0	0	0	0
4am-10am	0	0	0	0	0	0	0	0	0	0	0	0	0
<b>Age and Gender</b>													
Female 14 and under	0	0	0	0	0	0	0	0	0	0	0	0	0
Female 15-17	0	0	0	0	1	0	0	0	0	0	0	0	1
Female 18-20	0	0	0	0	0	0	0	0	0	0	0	0	0
Female over 21	0	0	0	0	0	0	0	0	0	0	0	0	0
Female no age	0	0	0	0	0	0	0	0	0	0	0	0	0
Male 14 and under	0	0	0	0	0	0	0	0	0	0	0	0	0
Male 15-17	0	0	0	0	1	0	1	0	0	0	0	0	2
Male 18-20	0	0	0	0	2	0	0	0	1	0	0	0	3
Male over 21	0	0	0	0	0	0	0	0	0	0	0	0	0
Male no age	0	0	0	0	0	0	0	0	0	0	0	0	0
<b>MIP</b>	0	0	0	0	4	0	0	0	1	0	0	0	5
17 and Under	0	0	0	0	2	0	0	0	0	0	0	0	2
18-20	0	0	0	0	2	0	0	0	1	0	0	0	3
14 and Under	0	0	0	0	0	0	0	0	0	0	0	0	0
15-17	0	0	0	0	2	0	0	0	0	0	0	0	2
DUI	0	0	0	0	0	0	0	0	0	0	0	0	0
17 and Under	0	0	0	0	0	0	0	0	0	0	0	0	0
18-20	0	0	0	0	0	0	0	0	0	0	0	0	0
21 and Over	0	0	0	0	0	0	0	0	0	0	0	0	0
<b>Open Container</b>	0	0	0	0	0	0	0	0	0	0	0	0	0
Youthful Offender	0	0	0	0	0	0	1	0	0	0	0	0	1
<b>Public Intoxication</b>	0	0	0	0	0	0	0	0	0	0	0	0	0
17 and Under	0	0	0	0	0	0	0	0	0	0	0	0	0
18-20	0	0	0	0	0	0	0	0	0	0	0	0	0
21 and Over	0	0	0	0	0	0	0	0	0	0	0	0	0
14 and Under	0	0	0	0	0	0	0	0	0	0	0	0	0
15-17	0	0	0	0	0	0	0	0	0	0	0	0	0
<b>Minor in Establishment</b>	0	0	0	0	0	0	0	0	0	0	0	0	0
<b>Furnish to Minor</b>	0	0	0	0	0	0	0	0	0	0	0	0	0
<b>Sell to Minor</b>	0	0	0	0	0	0	0	0	0	0	0	0	0
<b>False ID</b>	0	0	0	0	0	0	0	0	0	0	0	0	0
<b>BAC</b>													
PBT	0.000	0.000	0.000	0.000	0.042	0.000	0.068	0.000	0.075	0.000	0.000	0.000	0.015
Intoximeter	0.000	0.000	0.000	0.000	0.000	0.000	0.000	0.000	0.000	0.000	0.000	0.000	0.000
Refused	0	0	0	0	0	0	0	0	0	0	0	0	0
<b>Accident Related</b>	0	0	0	0	0	0	0	0	0	0	0	0	0
<b>Location of Offense</b>													
Bar	0	0	0	0	0	0	0	0	0	0	0	0	0
Other	0	0	0	0	4	0	0	0	0	0	0	0	4
Park	0	0	0	0	0	0	0	0	0	0	0	0	0
Parking Lot	0	0	0	0	0	0	0	0	0	0	0	0	0
Residence	0	0	0	0	0	0	1	0	0	0	0	0	1
Restaurant	0	0	0	0	0	0	0	0	0	0	0	0	0
School	0	0	0	0	0	0	0	0	0	0	0	0	0
Street	0	0	0	0	0	0	0	0	1	0	0	0	1
Vehicle	0	0	0	0	0	0	0	0	0	0	0	0	0
<b>Where Minor Obt. Alc.</b>													
Bar	0	0	0	0	0	0	0	0	0	0	0	0	0
Home	0	0	0	0	0	0	1	0	0	0	0	0	1
Liquor Store	0	0	0	0	0	0	0	0	0	0	0	0	0
Party	0	0	0	0	4	0	0	0	1	0	0	0	5
<b>Other Crimes Charged</b>													
Felony	0	0	0	0	0	0	0	0	0	0	0	0	0
Misdemeanor	0	0	0	0	0	0	0	0	0	0	0	0	0
Assault	0	0	0	0	0	0	0	0	0	0	0	0	0
Resisting Arrest	0	0	0	0	0	0	0	0	0	0	0	0	0
Interference	0	0	0	0	0	0	0	0	0	0	0	0	0
Disturbance	0	0	0	0	0	0	0	0	0	0	0	0	0
Curfew	0	0	0	0	0	0	0	0	0	0	0	0	0
Possession of Controlled Substance	0	0	0	0	0	0	0	0	0	0	0	0	0

## FIVE-YEAR TRENDS ANALYSIS

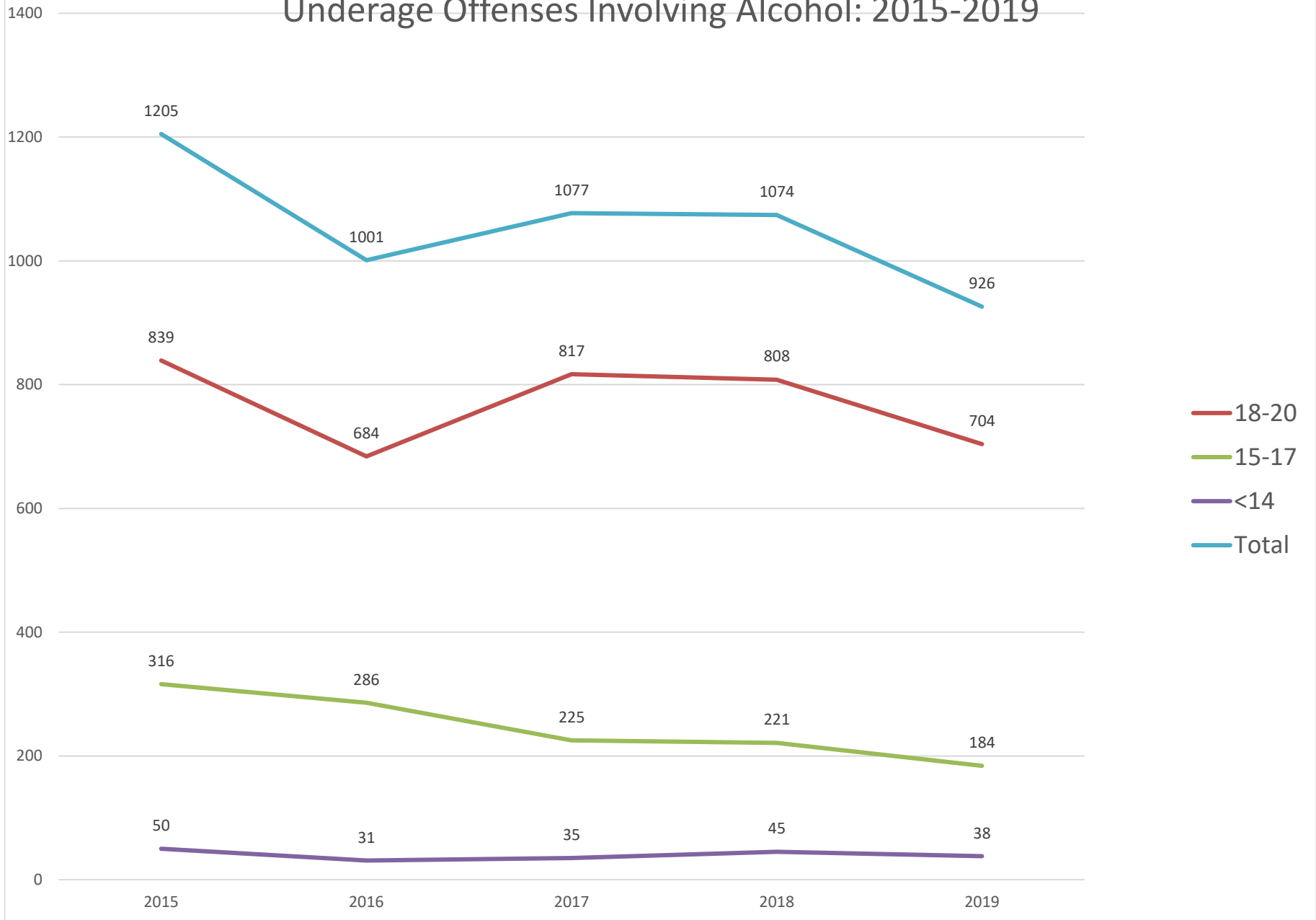
The statistics contained in this section represents data collected from fourteen law enforcement agencies that participated in this data-collection effort in each of the last five years, 2015 – 2019. The fourteen agencies included in this analysis are: Casper, Cheyenne, Douglas, Gillette, Jackson, Lander, Laramie, Lincoln County, Powell, Rawlins, Rock Springs, Sheridan, Torrington and the University of Wyoming.

Enough data has been collected in these thirteen communities and one county during the last five years which can now be analyzed for identifying trends relative to youth's involvement with alcohol in Wyoming. The analysis of the data selected should prove useful for prevention efforts, manpower deployment and strategy development. Charts and Graphs that provide a visual perspective of current trends are included in this section of the report.

### **A REVIEW OF THE STATISTICS FOR THE LAST FIVE YEARS REVEAL THE FOLLOWING TRENDS**

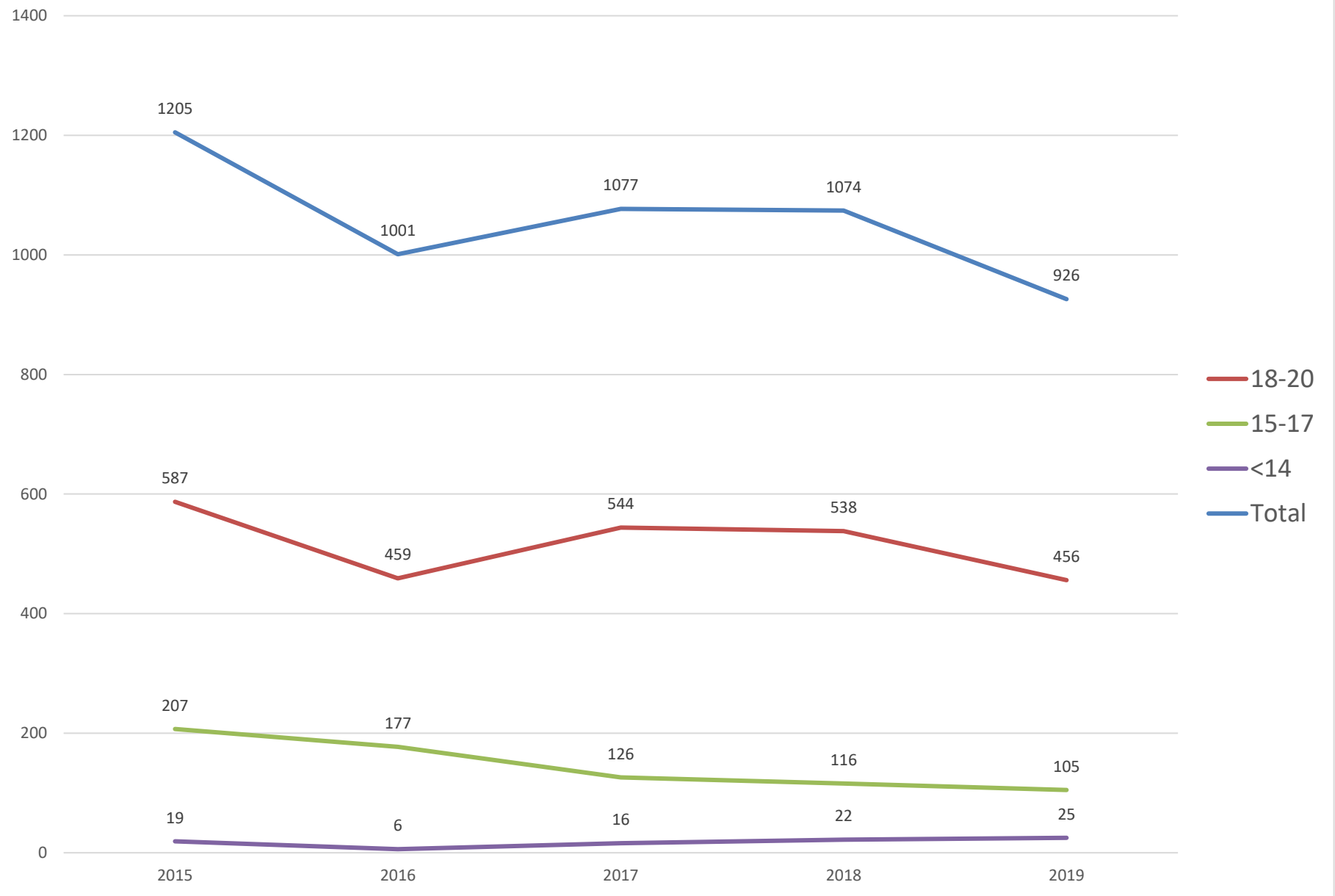
- Overall, underage offenses involving alcohol in Wyoming have decreased during the last five years from 1,205 in 2015 to 926 in 2019.
- Overall, juvenile offenses involving alcohol in Wyoming have decreased during the last five years from 366 in 2015 to 264 in 2019.
- Males and females between the ages of 18 to 20 continue to be the age group that accounts for the greatest number of underage arrests (an average of 517 male arrests and 254 female arrests each year).
- Males and females between the ages of 18 to 20 each showed a decrease in the number of arrests during the last five years (Males – 687 in 2015 to 456 in 2019) (Females – 252 in 2015 to 248 in 2019).
- Arrests for Minor in Possession account for the largest number of reported arrests – an average of 922 per year.
- The number of arrests for Public Intoxication for underage youth average 25 per year.
- Juveniles who are taken into custody account for a relatively small number of arrests compared to the number of juveniles who are cited and released by law enforcement – 6% (60 custodial arrests versus 1014 cite and release for the last four-year period).
- 10pm to 2am continues to be the time of day when the largest number of youth are arrested for alcohol involvement – with a significant number being arrested from 2am to 4am.
- Youth obtain alcohol from a party or home more often than any other source (average: 74% - party, 15% - home).

## Underage Offenses Involving Alcohol: 2015-2019

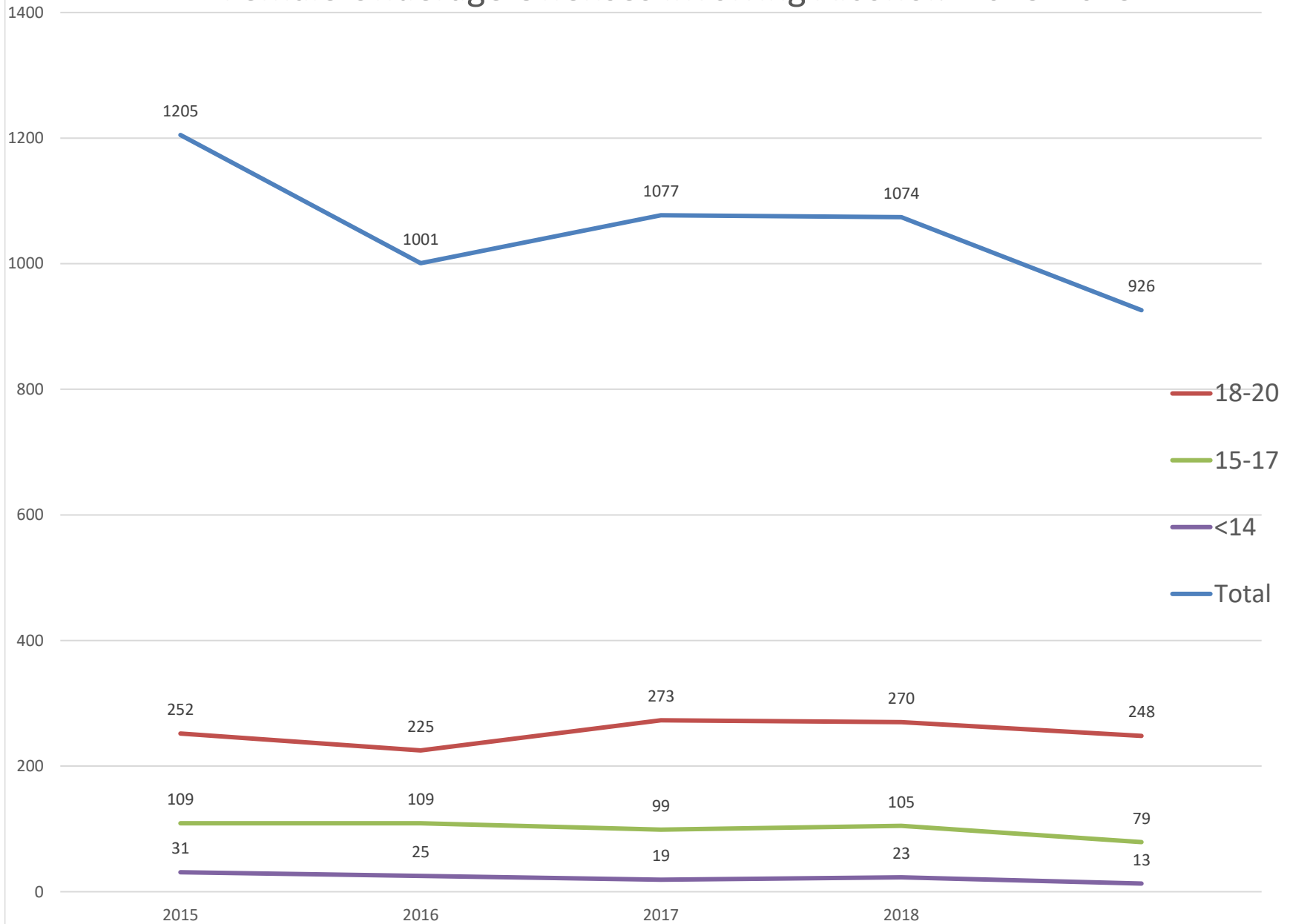




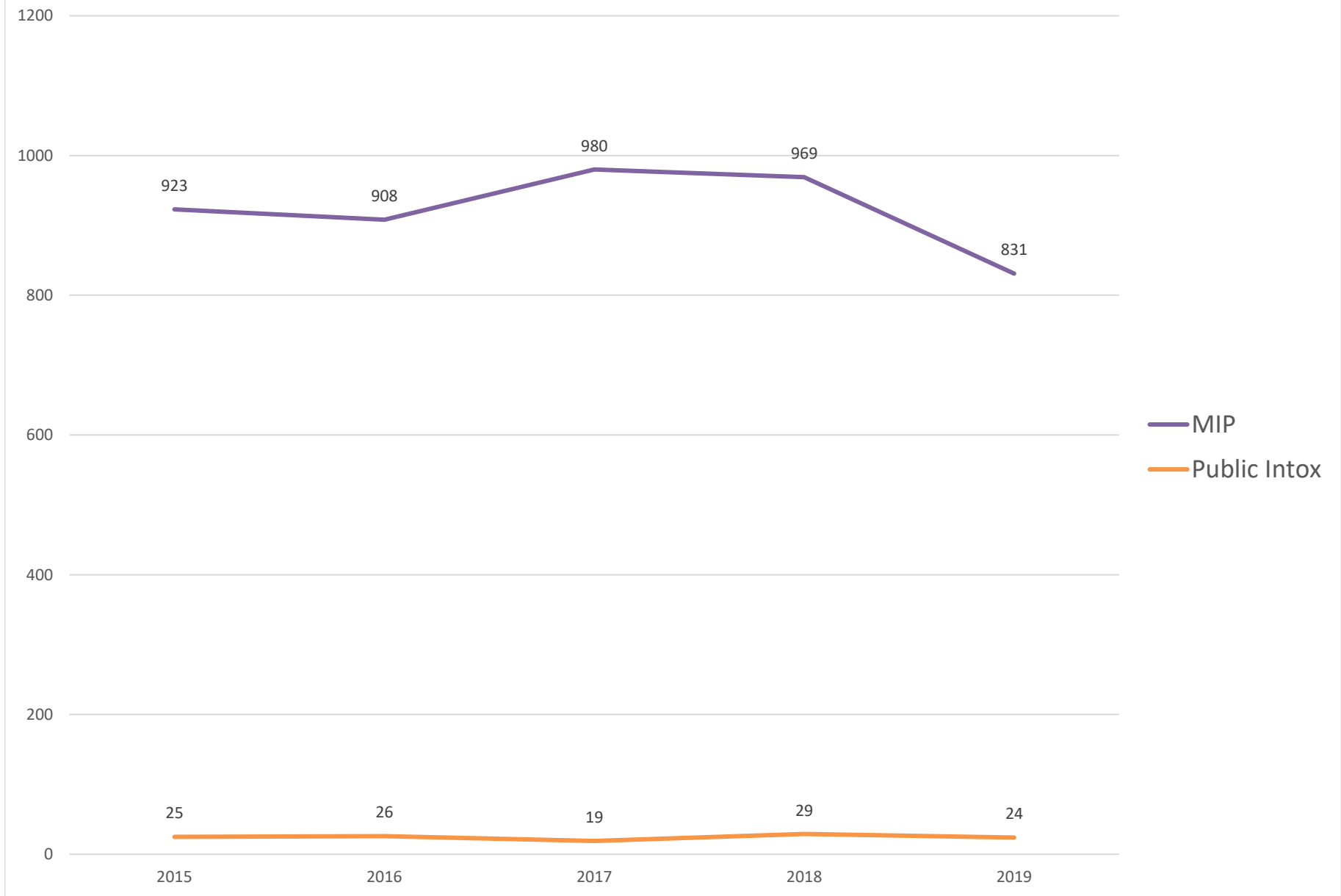
# Male Underage Offenses Involving Alcohol: 2015-2019



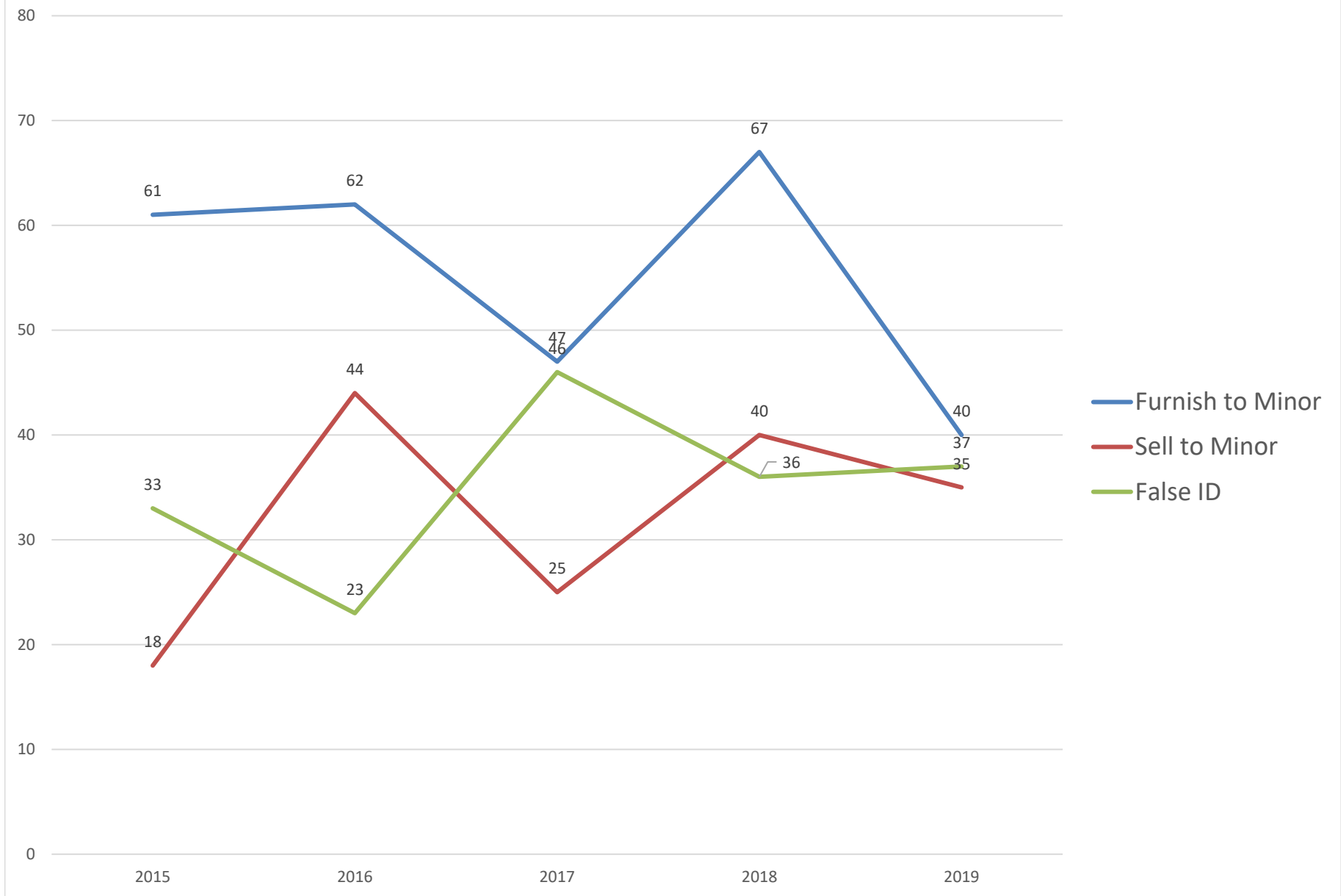
## Female Underage Offenses Involving Alcohol: 2015-2019



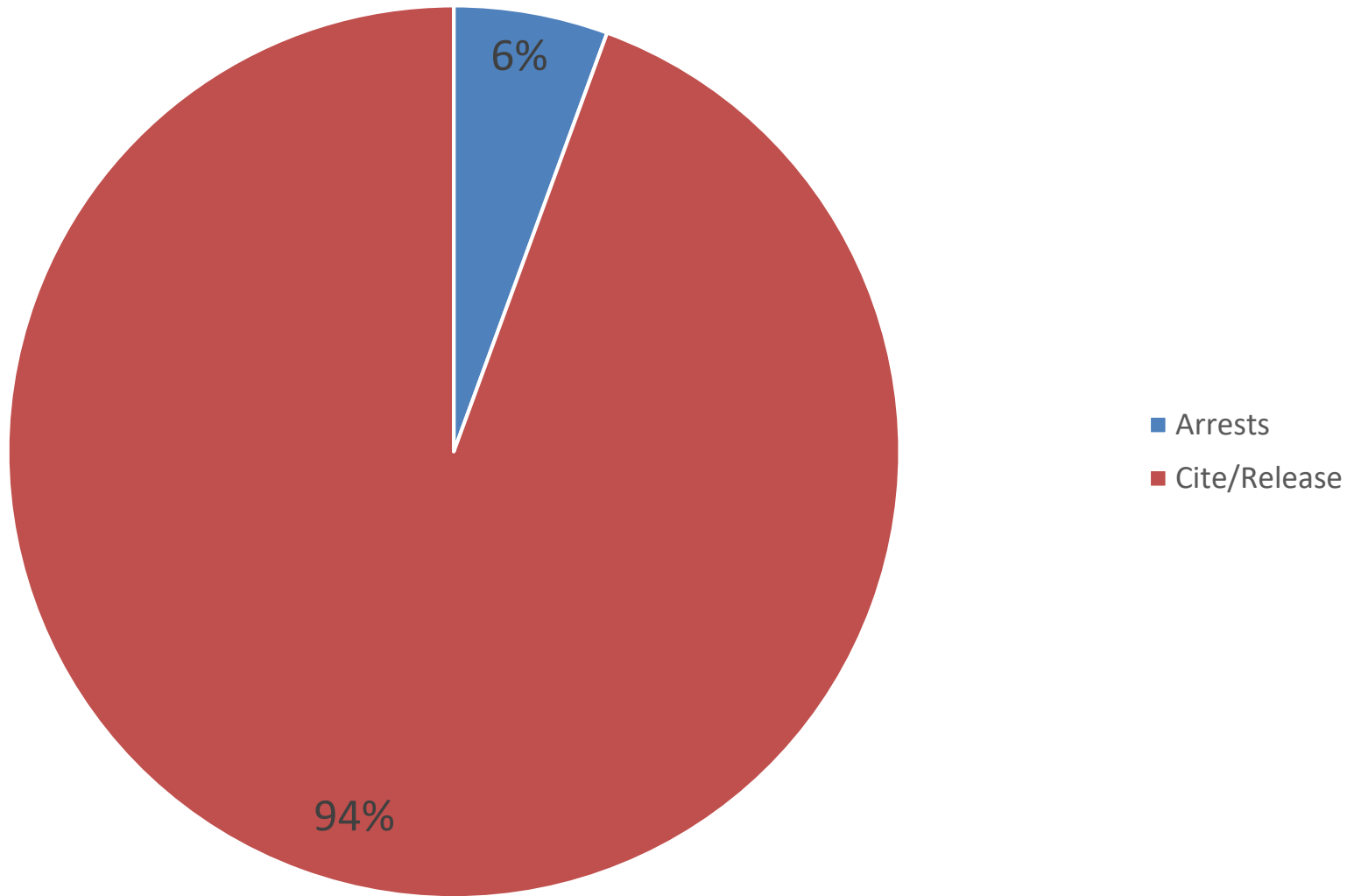
## Underage Offenses Involving Alcohol 2015-2019



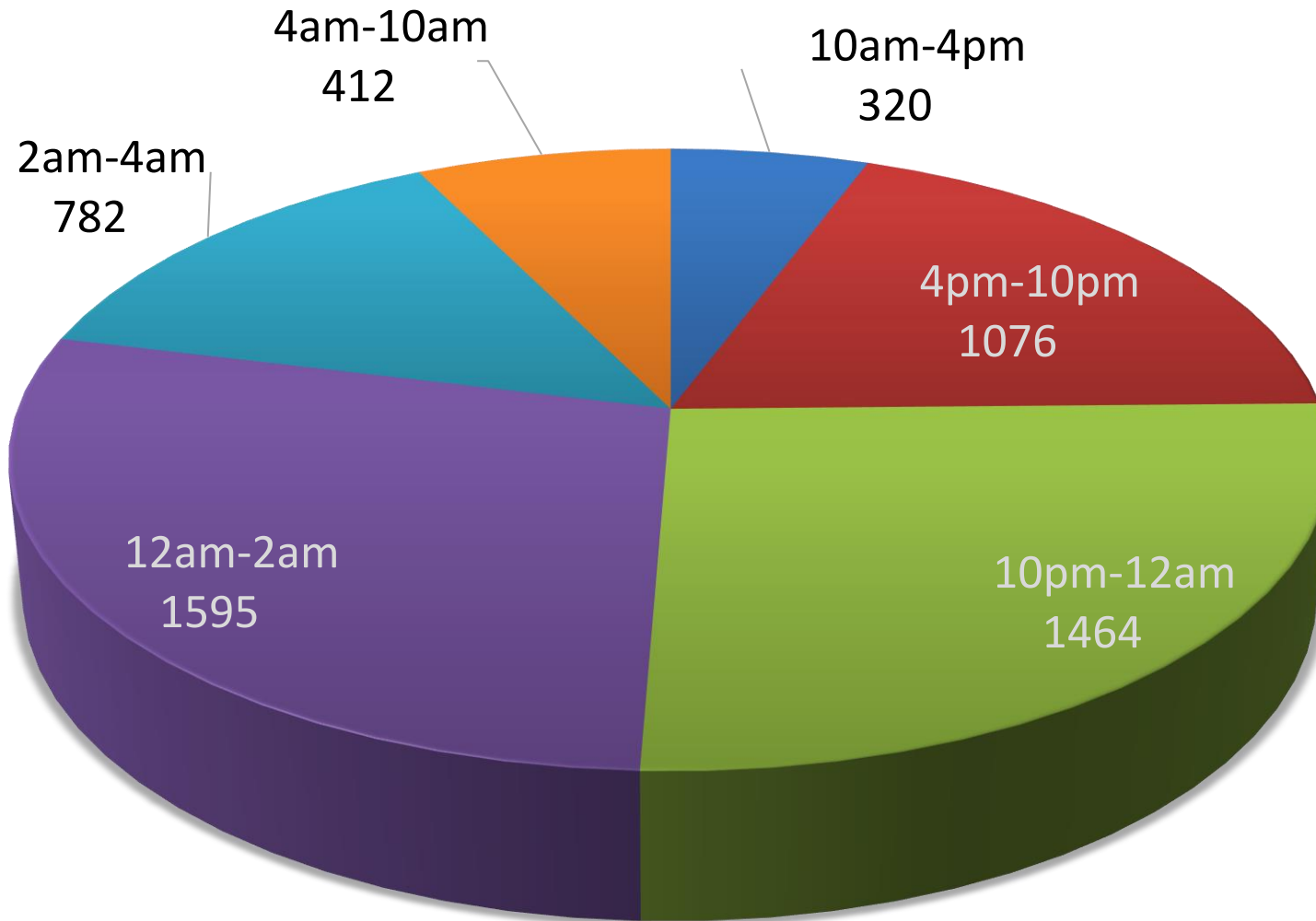
# Offenses Involving Youth & Alcohol 2015-2019



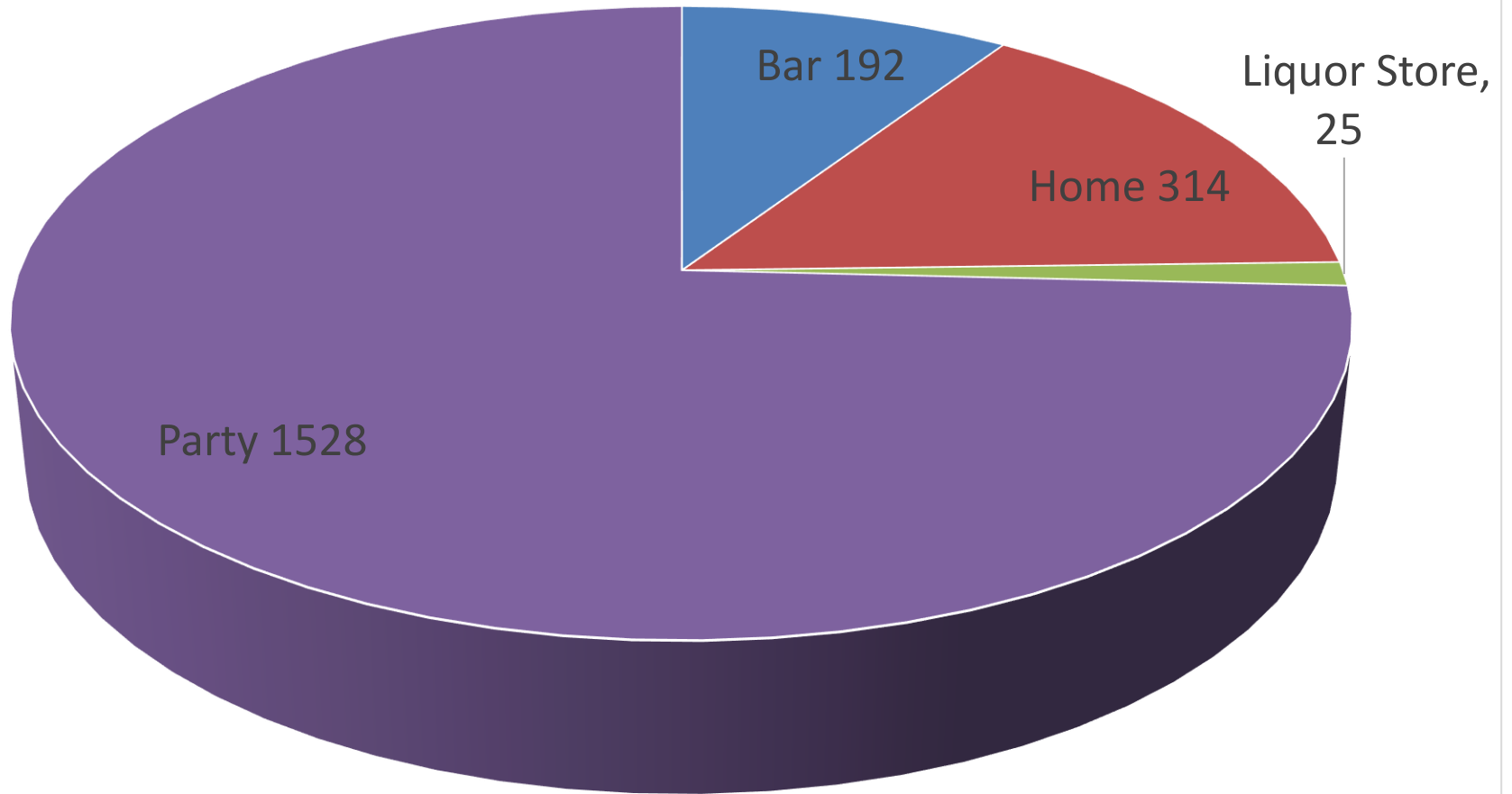
## Four-Year Average: Juvenile Arrests vs. Cite/Release



## Number of Offenses by Time of Day: 2015-2019



# Where Minors Obtained Alcohol: 2015-2019



## ACKNOWLEDGEMENTS

This initiative was a collaborative effort on the part of the administrators, enforcement team leaders and records personnel from all eighteen law enforcement agencies that participated. The Initiative was successful due to the unwavering support of the administrators. The day-to-day supervision of enforcement activities by the team leaders, the daily collection and monthly tabulation/submittal of arrest data was an ambitious undertaking and their efforts should be acknowledged as well. The collective efforts of all assigned department staff were essential to the overall success of this Initiative.

---

### BIG HORN COUNTY

Ken Blackburn – Sheriff  
Keri Wilske – Administration  
Lori Smallwood – County Clerk

### CASPER

Jeff Bullard – Sergeant  
Sara Nelson – Sergeant  
Adam Uhrich – Officer  
Andrea Husted - Officer  
Diane Berg – Specialist  
Amy Johnson - Specialist

### CHEYENNE

David Allen - Officer  
Joann Young - Officer

### DOUGLAS

Todd Mathews – Lieutenant  
Kirsti Muncy – Records/Municipal Court Clerk

### EVANSTON

Jon Kirby – Chief of Police  
Michael Vranish – Lieutenant  
Justin George - Sergeant

### GILLETTE

Jim Hloucal – Chief of Police  
Brent Wasson - Lieutenant  
Leah Foster – Senior Administrative Assistant

### GUERNSEY

### HANNA

Jeff Neimark - Marshall

### JACKSON

Russ Ruschill- Sergeant  
Cynthia Riedel

### KEMMERER

Michael Kahre – Chief of Police

### LANDER

Garrett Millington – Sergeant  
Kenneth Stigers – Officer

### LARAMIE

Kyle Goose – Crime Prevention Officer  
Jason Crumpton – Crime Prevention Officer

### LARAMIE COUNTY

Danny Glick - Sheriff

### LINCOLN COUNTY

Brian Andrews – Captain  
James Hunting – SRO

### MOORCROFT

Doug Lundborg – Chief of Police

### POWELL

Roy Eckerdt – Chief of Police  
Alan Kent – Lieutenant

Lisa Baker – Administrative Assistant

### RAWLINS

Troy Palmer – Chief of Police  
Valeta Rodabaugh - Communications Supervisor

### ROCK SPRINGS

Dwane Pacheco – Chief of Police  
Matt Keslar - Commander  
Jennifer Maze – Records Supervisor

### SHERIDAN

Lt. Travis Koltiska  
Jenifer Shassetz – Administrative Services Manager

### TETON CO.

Clayton Platt - Deputy  
Kurt Drumheller - Deputy

### TORRINGTON

Anthony Scoleri – Detective Sergeant  
Joel Sandlian – Officer  
Heidi Borton – Records

### UINTA COUNTY

Doug Mathews – Sheriff  
Frostie Egley – Administrative Assistant

### UNIVERSITY OF WYOMING

Mike Samp – Chief of Police  
Chad Bade - Sergeant

---

EUDL Grant Manager:	Tim Feathers – Wyoming Association of Sheriffs and Chiefs of Police
Database Managers:	Susie Dziardziel, Becky Gitthens – Elkhorn Resource Group
Data Analysis/Report:	Ernest L. Johnson – Johnson and Associates
COVER PHOTO:	University of Wyoming P.D.



## PROJECT MANAGER VITA

### CONTACT INFORMATION:

Ernest L. Johnson, Director of Services  
Johnson & Associates  
1036 Durango  
Douglas, WY 82633  
Phone: (307) 351-8614  
E-mail: [ejohnson@janda1.com](mailto:ejohnson@janda1.com)  
Website: <http://www.jandaconsulting.com>

### RELATED EDUCATION & EXPERIENCE:

- Twenty-four years experience as an administrator of a state agency with direct responsibility for budget development and administration, planning, organizing, directing, staffing, and program services delivery.
- Master's degree in Public Administration; over thirty-five years experience training and working with executives to achieve excellence in government, manage and implement change, increase organizational effectiveness and maximize program efficiency.
- Conducted in-depth management studies for criminal justice agencies for the states of Massachusetts and New Hampshire. These studies assessed the delivery of program services by agencies with statewide responsibilities and provided recommendations for increasing organizational efficiency and agency credibility.
- Over thirty-five years of experience in researching, writing, and administering a variety of federal and state grants. Grants involved in excess of several million dollars for a wide variety of purposes: personnel, equipment, training, research and providing services with targeted priorities.
- Extensive experience in researching, evaluating and implementing a wide variety of projects. These projects varied in scope and duration, and many required the involvement and partnership of multiple agencies and personnel throughout the state, as well as the enactment of state legislation.
  - Evaluation performed for the Substance Abuse Division - WDH – “Responsible Server Training Program” – October 2002
  - Managed the Wyoming First Lady's Initiative to Reduce Underage Drinking – November 2004 to September 2006
  - Managed project and authored report: A Comprehensive Review of Alcohol State Statutes: Findings and Recommendations for Reducing Underage and Binge Drinking in Wyoming – 2008
  - Management Review of the Wyoming Seat Belt Coalition: Mission, Goals and Work Scope – September 2011
- Thirty years of experience in conducting a variety of feasibility studies
  - Conducted numerous feasibility studies for the Wyoming Legislature
  - Most recent feasibility study conducted for the Town of Wright: “Should the Town of Wright create its own Police Department?” May 2004

## Wyoming Youth and Alcohol Data - 2019

---

- Conducted executive level training for the US Department of Justice/ State Department:
  - Instructed a 40-hour training course entitled “The Office of Professional Responsibility” for the Lithuania National Police command staff - 2001
  - Instructed an 80-hour training course entitled “Sex Crimes Investigations” for Investigators and Prosecutors in Lithuania - 2001
  
- Faculty - Criminal Justice Department - University of Wyoming (September 2000 to September 2012)
  - Criminal Justice Management, Concepts of Modern Policing, Ethics in the Administration of Justice, Criminal Justice Civil Liability, Politics and the Judicial Process, Criminal Courts and Processes, and Police Deviance.
  
- Management consultant for the Wyoming Association of Sheriffs and Chiefs of Police - Projects completed or currently in progress:
  - Evaluation of Alcohol Factors in Custodial Arrest in Wyoming – May 2005
  - Statewide Public Opinion Survey: Alcohol Issues and Policies (phone survey of 4,600 residents of Wyoming – Report released November 2006
  - Evaluation of Alcohol Factors in Custodial Arrests in Wyoming - 2006: Phase I (data collection), Phase II (Analysis, Findings and Strategies)
  - Evaluation of Alcohol Factors in Custodial Arrests in Wyoming – 2007, 2008, 2009
  - Alcohol and Crime in Wyoming: 2006 – 2008
  - Alcohol and Crime in Wyoming: 2010 - 2018
  - Wyoming Youth and Alcohol Reports: 2010-2019
  - Project Manager for the Enforcing Underage Drinking Laws Program – September 2007 to May 2009
  - Project Manager for WY-CIA Wyoming Communities in Action – Phase I, Phase II – September 2007 to May 2009
  - Project Manager for Reducing Underage Drinking and Driving – October 2007 to September 2009
  - Project Coordinator for Project Safe Neighborhoods in Wyoming: A national initiative directed by the US Department of Justice aimed at reducing gun crimes and violence in this country. Initiative is currently in its sixth year of operation in Wyoming.
  
- Facilitator/Coordinator for the Wyoming Seat Belt Coalition – December 2006 to 2014
  
- Administration and coordination of WYDOT-Highway Safety’s Selective Traffic Enforcement Program Grants for Wyoming law enforcement agencies– December 2008 to present
  
- Facilitator for the Wyoming Safe Communities Project – FY 2012
  
- Facilitator/Coordinator for the Governor’s Council on Impaired Driving – December 2011 to present