

2018/2019 Michigan IDPA Match Director Meeting

Mike Barrera – IDPA Michigan State Coordinator

February 10, 2019

Hosted by LCSA

Agenda

- **10:15 – 10:30 – Gather at club house / Sign in**
- **10:45 – 3:00 – MAIN MEETING (w. lunch)**
 - **Introductions / Role Call**
 - **State Coordinator Report – news from IDPA HQ**
 - New Divisions CO & PCC
 - Updates to MD & CSO Handbook
 - Updates to Match Administration Guide
 - 2019 Nationals
 - **Reports / Updates**
 - 2019 Training Classes (Spring / Summer)
 - 2019 Great Lakes Regional – Update
 - 2019 Hoosier Daddy - New
 - 2019 MI State Match – Update
 - 2019 Tri-County Challenge - Update
 - **Club Updates**
 - **Roundtable (All)**


Carry Optics – Appendix C

File Name	Download
2017 Classifier Scoresheet with Instructions	Download
2017 Classifier Scoresheet (docx)	Download
2017 Classifier Scoresheet	Download
2017 Match Scoresheet (pdf)	Download
CSO Application	Download
IDPA MD CSO Handbook V2017.3	Download
2019 Match Administration Guide	Download
IDPA Application	Download
Carry Optic Appendix C "Official"	Download
Uploading results to IDPA - January 2019	Download



- Carry Optics is an official “specialty” division
- ESP Gun + slide mounted optic and/or frame-mounted laser
- 45 oz maximum weight
- Standard IDPA box with cut away top
- Use the classifier brackets found in ESP when scoring the classifier
- Need to shoot a classifier with a CO firearm to be eligible to compete in a sanctioned match.
 - At that time, the Universal and Equity calculations should be applied to profile
- Equity applies to ALL IDPA divisions.
 - So a shooter will never compete in a division and class more than one level below their highest classification in any division
- The upload system requires at you show the division as “CO” when you set up your match.
 - If you happen to use the default listing in Practiscore, it shows “Carry Optics” spelled out. The IDPA system will bounce that.

PCC – Appendix B



CLASSIFICATIONS

In order for shooters to be able to compete with their peers, IDPA competitors are divided into classifications within each division based upon their skill level. IDPA has a very quick and easy method of classifying shooters. Only currently affiliated clubs may award classifications and only current IDPA members may shoot the classifier or be awarded a classification by a club.

CLASSIFICATION SCORES BY DIVISION

Classifier matches are held by each affiliated club.

The matches consist of a 1 to 3 stage course of fire, depending on the classification method in use. Details for each stage, including walk-through and videos are available for each.

Standard Method

Times for:	CDP	ESP	CO	SSP	CCP	REV	BUG	PCC
Master (MA)	75.00 or less	72.00 or less	72.00 or less	73.00 or less	78.00 or less	83.00 or less	89.00 or less	45.00 or less
Expert (EX)	75.01 thru 100.00	72.01 thru 95.00	72.01 thru 95.00	73.01 thru 96.00	78.01 thru 103.00	83.01 thru 110.00	89.01 thru 118.00	45.01 thru 56.25
Sharpshooter (SS)	100.01 thru 150.00	95.01 thru 140.00	95.01 thru 140.00	96.01 thru 142.00	103.01 thru 155.00	110.01 thru 165.00	118.01 thru 177.00	56.26 thru 67.50
Marksman (MM)	150.01 thru 240.00	140.01 thru 225.00	140.01 thru 225.00	142.01 thru 232.00	155.01 thru 248.00	165.01 thru 263.00	177.01 thru 283.00	67.51 thru 78.75
Novice (NV)	240.01 or greater	225.01 or greater	225.01 or greater	232.01 or greater	248.01 or greater	263.01 or greater	283.01 or greater	78.75 or greater

Effective as of Dec 1st, 2018

LEARN MORE

- All Matches
- Who Competes
- Types of Matches
- IDPA Match Rules**

RULEBOOK & MATCH FILES

- 2017 Rule Book
- 2017 Rule Book Change Log For Printed Rulebooks
- 2019 Match Administration Guide
- Carry Optics Official Rules
- PCC Rules**

Support

PCC – Appendix B


- PCC is an official “specialty” division
- PCC may be included in IDPA matches at the **discretion of a match director**
- Rule 1.1.3 -- Shooters compete using their highest classification achieved in any of the handgun divisions (**rule 1.1.3 – now that classifiers are established, this is going to be removed**)
- Division Capacity = Max 30 rounds
- Shooters may optionally choose to place additional magazines in pouches (not place more than 2 on their belt - which must be worn behind the hip bone as in pistol divisions).
 - Optionally, shooters may carry magazines in pockets that are below the belt or stowed inside the waistband.
- Strong Hand
 - Requires the PCC to be shouldered on the strong hand side, trigger pulled with the strong hand.
 - Both hands may be on the gun.
- Weak Hand
 - Requires the PCC to be shouldered on the weak side, trigger pulled with the weak hand.
 - Both hands may be on the gun.
- Lights and Lasers: Permitted and allowed for use
- Start Condition
 - Firearms will start hammer or striker cocked and safety engaged
 - Held at the low ready position unless otherwise specified in the written stage description.
- Start Positions:
 - No starts facing up-range.
 - Default position is facing downrange at Low Ready (this is off hand with the muzzle oriented downward at the base of a target or 45 degrees). Finger clearly visibly outside of the trigger guard.
- Sight Pictures
 - it is permissible to point their gun down at low ready (not at a target) to ensure the optic is functioning during the make ready command.
 - Iron Sight divisions are still prohibited from any type of sight picture before the Start Signal.

PCC – Classifiers

- Having 50 yard PCC classifiers has been a challenge for many clubs so IDPA has made updates to how PCC shooters can classify with their carbines.
- An updated course of fire can be downloaded off the website which uses the same brackets from the original classifier. It utilizes a Bianchi Barricade at 25 yards and a modified target array for stage 3.
- In addition to that, we have added PCC brackets for the Standard (72 round) and Abbreviated (5x5) classifiers effective December 1st, 2018.
- When using the Standard Classifier on Stage 3, place a dot in the center of both the Bianchi Barricade and the Barrels 3 feet off the ground as a muzzle start position for both strings.

PCC – Classifiers

- Go to MATCHES → IDPA MATCH RULES



CLASSIFICATIONS

In order for shooters to be able to compete with their peers, IDPA competitors are divided into classifications within each division based upon their skill level. IDPA has a very quick and easy method of classifying shooters. Only currently affiliated clubs may award classifications and only current IDPA members may shoot the classifier or be awarded a classification by a club.

CLASSIFICATION SCORES BY DIVISION

Classifier matches are held by each affiliated club.

The matches consist of a 1 to 3 stage course of fire, depending on the classification method in use. Details for each stage, including walk-through and videos are available for each.

Standard Method

Times for:	CDP	ESP	CO	SSP	CCP	REV	BUG	PCC
Master (MA)	75.00 or less	72.00 or less	72.00 or less	73.00 or less	78.00 or less	83.00 or less	89.00 or less	45.00 or less
Expert (EX)	75.01 thru 100.00	72.01 thru 95.00	72.01 thru 95.00	73.01 thru 96.00	78.01 thru 103.00	83.01 thru 110.00	89.01 thru 118.00	45.01 thru 56.25
Sharpshooter (SS)	100.01 thru 150.00	95.01 thru 140.00	95.01 thru 140.00	96.01 thru 142.00	103.01 thru 155.00	110.01 thru 165.00	118.01 thru 177.00	56.26 thru 67.50
Marksman (MM)	150.01 thru 240.00	140.01 thru 225.00	140.01 thru 225.00	142.01 thru 232.00	155.01 thru 248.00	165.01 thru 263.00	177.01 thru 283.00	67.51 thru 78.75
Novice (NV)	240.01 or greater	225.01 or greater	225.01 or greater	232.01 or greater	248.01 or greater	263.01 or greater	283.01 or greater	78.75 or greater

Effective as of Dec 1st, 2018

FILE NAME
IDPA Standard Classifier Stages

[Download](#)

LEARN MORE

[All Matches](#)

[Who Competes](#)

[Types of Matches](#)

[IDPA Match Rules](#)

RULEBOOK & MATCH FILES

[2017 Rule Book](#)

[2017 Rule Book Change Log For Printed Rulebooks](#)

[2019 Match Administration Guide](#)

[Carry Optics Official Rules](#)

[PCC Rules](#)

PCC – Classifiers

- Go to MATCHES → IDPA MATCH RULES

Abbreviated Method

Times for:	CDP	ESP	CO	SSP	CCP	REV	BUG	PCC
Master (MA)	20.80 or less	20.00 or less	20.00 or less	20.30 or less	21.70 or less	23.10 or less	24.70 or less	11.35 or less
Expert (EX)	20.81 thru 26.10	20.01 thru 25.00	20.01 thru 25.00	20.31 thru 25.40	21.71 thru 27.10	23.11 thru 28.80	24.71 thru 30.90	11.36 thru 14.18
Sharpshooter (SS)	26.11 thru 33.30	25.01 thru 32.00	25.01 thru 32.00	25.41 thru 32.40	27.11 thru 34.70	28.81 thru 36.90	30.91 thru 39.60	14.19 thru 17.02
Marksman (MM)	33.31 thru 42.70	32.01 thru 41.00	32.01 thru 41.00	32.41 thru 41.60	34.71 thru 44.40	36.91 thru 47.30	39.61 thru 50.70	17.03 thru 19.86
Novice (NV)	42.71 or greater	41.01 or greater	41.01 or greater	41.61 or greater	44.41 or greater	47.31 or greater	50.71 or greater	19.87 or greater

Effective as of Dec 1st, 2018

FILE NAME

IDPA 5x5 Classifier

[Download](#)

PCC Classifier Method

Times for:	PCC
Master (MA)	56.00 or less
Expert (EX)	56.01 thru 66.00
Sharpshooter (SS)	66.01 thru 76.00
Marksman (MM)	76.01 thru 86.00
Novice (NV)	86.01 or greater

Effective as of Jan 1, 2018

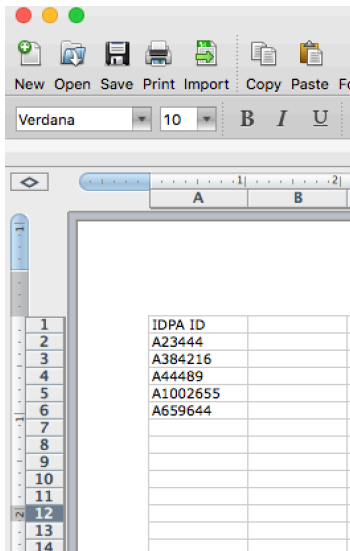
FILE NAME

IDPA PCC Classifier Stages

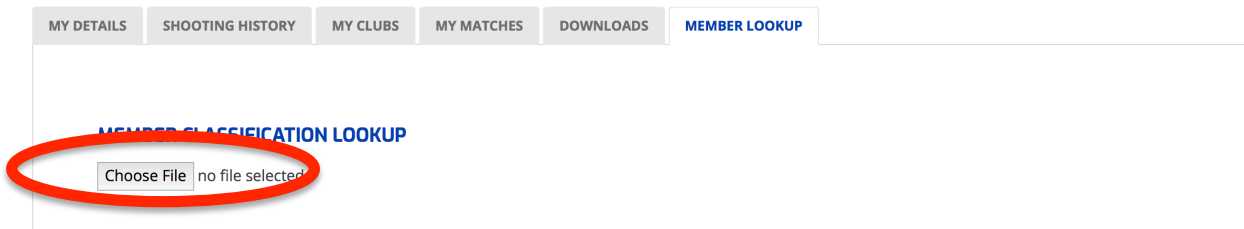
[Download](#)

Bulk Lookup Tool

- New Bulk Lookup Tool
 - Club Contacts, Match Directors, State, and Area Coordinators can use now to pull classification history from the database so you can determine eligibility for your matches
- You can create a Windows CSV file using Excel, or other tool. The header needs to say: IDPA ID and then the numbers flow beneath the header in a single column.
- You can download the report using the Excel button.



	A	B
1	IDPA ID	
2	A23444	
3	A384216	
4	A44489	
5	A1002655	
6	A659644	
7		
8		
9		
10		
11		
12		
13		
14		



Bulk Lookup Tool

- New Bulk Lookup Tool
 - Club Contacts, Match Directors, State, and Area Coordinators can use now to pull classification history from the database so you can determine eligibility for your matches
- You can create a Windows CSV file using Excel, or other tool. The header needs to say: IDPA ID and then the numbers flow beneath the header in a single column.
- You can download the report using the Excel button.

MEMBER CLASSIFICATION LOOKUP

Excel

IDPA ID	Member Name	Member Expiration	CDP	ESP	SSP	CCP	CO	REV	BUG	PCC
A1002655	Jimmy Aaron	02/09/2020	UN	UN	UN	UN	UN	UN	UN	UN
A23444	Michael Barrera	04/24/2019	MA (10/17/2018)	EX (10/17/2018)	EX (10/17/2018)	EX (10/17/2018)	UN	UN	EX (10/11/2015)	UN
A384216	Mohd A	03/13/2020	EX (08/26/2018)	EX (08/26/2018)	EX (01/26/2019)	EX (08/26/2018)	UN	UN	EX (03/19/2017)	UN
A44489	Tony Aalund	02/14/2020	MA (05/10/2018)	EX (05/25/2018)	EX (05/10/2018)	EX (05/10/2018)	UN	UN	SS (05/24/2014)	UN
A659644	A659644	09/11/2019	UN	UN	UN	UN	UN	UN	UN	UN

Showing 1 to 5 of 5 entries

Previous 1 Next

Updates to MD & CSO Handbook

- A new version of the MD & CSO Handbook is coming soon (V2019.1).
- Look under DOWNLOADS
- Not many significant changes. Some language clean up, some inclusion of PCC and Carry Optics language.

MY DETAILS	SHOOTING HISTORY	MY CLUBS	MY MATCHES	DOWNLOADS	MEMBER LOOKUP
DOWNLOADS					
File Name					
2017 Classifier Scoresheet with Instructions					Download
2017 Classifier Scoresheet (docx)					Download
2017 Classifier Scoresheet					Download
2017 Match Scoresheet (pdf)					Download
CSO Application					Download
IDPA MD CSO Handbook V2017.3					Download
2019 Match Scoresheet Guide					Download
IDPA Rulebook 1-1-2018					Download
Carry Optic Appendix C "Official"					Download
Uploading results to IDPA - January 2019					Download

2019 Match Administration Guide

- A new version of the Match Administration Guide is **now available**.
- Look under DOWNLOADS

MY DETAILS	SHOOTING HISTORY	MY CLUBS	MY MATCHES	DOWNLOADS	MEMBER LOOKUP
DOWNLOADS					
File Name					
2017 Classifier Scoresheet with Instructions					Download
2017 Classifier Scoresheet (docx)					Download
2017 Classifier Scoresheet					Download
2017 Match Scoresheet (pdf)					Download
CSO Application					Download
IDPA MD 20011 - 11-1-17-3					Download
2019 Match Administration Guide					Download
IDPA Rulesbook 2019					Download
Carry Optic Appendix C "Official"					Download
Uploading results to IDPA - January 2019					Download

2019 Match Administration Guide

M-9.1.1 (updated)

- A written stage briefing may not supersede the shooting rules in Section 3 with regard to issuing procedural penalties to competitors.
- While a procedure may suggest a way to complete a string, the instructions are limited to following Section 3 in their guidance with regard to penalizing shooters.
- **After the start signal penalties for non-shooting actions may not be issued to competitors for their performance on a stage.**

2019 Match Administration Guide

- 2019 CORNERSTONES FOR IDPA MATCHES
 - Document distributed this January to all IDPA MD's and club contacts
 - Explains rational behind M-9.1.1
- Stage designers will add things to stages that make the shooter perform actions before, during and after shooting that they need to remember while shooting a stage.
 - And when they don't remember, the penalty fingers start flying up for not following the instructions in the stage briefing.
- Over the last year there has been a list of penalty traps that made their way to headquarters in one story or another.
- Here are a few examples of these non-shooting actions:

2019 Match Administration Guide

- Over the last year there has been a list of penalty traps that made their way to headquarters in one story or another.
- Here are a few examples of these non-shooting actions:]
 - Didn't surrender the wallet, threw it away
 - Didn't dig dirt before throwing the shovel down
 - Didn't drink half a glass of water
 - Spilled water while carrying it on a stage
 - Didn't carry the baby the right way (photo below)
 - Didn't put the baby down gently enough
 - Didn't call 911 with the cell phone prop before throwing the phone down
 - Didn't close the door before drawing
 - Didn't open the door before shooting
 - Didn't activate swinging NT
 - Didn't toss the keys to a bad guy before shooting, just dropped them
 - Threw water at target but did not get water droplets on target.
 - Did not sling the crossbow, prop gun, bow, properly
 - Carried briefcase under arm,
 - Moved to Left or right behind table
 - Did not lean enough
 - Moved while on knees (walking while knelt at low cover)
 - Did not pull box with activator rope hard enough or far enough (Nat's 2017 stage with WC team)
 - Did not push over pepper popper
 - Did not yell "Yankee go home"
 - Did not dump water into container at end of stage
 - Drew and activated at same time (e.g. at start close grill lid and engage T1-T3)
 - Went around left side of wall instead of right side of wall as expected.
 - Knocked stick off barrel Did not shoot over / under horizontal stick
 - Swept someone with prop gun [blue gun]
 - Dropped pickup gun on table instead of placing it.
 - Tripped over prop

2019 Match Administration Guide

- The back story to M-9.1.1 is this long list of match-specific cases where shooters are receiving penalties for acts that have little to do with actual shooting.
- M-9.1.1 limits what has become at times subjective calls on how well someone can remember to play along with your idea of a scenario.
- To complicate the matter, some MD's have been using the stage briefing to dictate the steps that someone must take as they move through a stage rather than simply allow a shooter to find their own way to solve a problem in a scenario.
- Lastly, it has become all too common that we penalize shooters for running a stage in a way that nobody else thought of previously.
- It is also possible to require shooters to act in a scenario in order to get a beep.
- IDPA is trying to cut down on the punishment outside of the actual scoring of a stage, which often is punishment enough.
- **There are many great ways to develop stages to induce certain actions like holding something in your support hand or activating targets.**

2019 Match Administration Guide

- **There are many great ways to develop stages to induce certain actions like holding something in your support hand or activating targets.**
 - Use the non-shooting action/prop to expose scoring targets. Do not specify how the action is done. For example, activating a target when the dummy is moved far enough, or opening a window when the baby is set down on a stomp box. The dummy or baby must be moved but how they get there is not regulated.
 - Perform a non-shooting action or use the prop before receiving a "beep" to get the shooter out of their comfort zone, like dragging the dummy from SP to PI, then getting the "beep" when you arrive.

2019 IDPA World Championship and PCC Nationals

- The 2019 IDPA World Championship
 - Oct. 23-26, 2019.
 - This third World Championship will be held at the Civilian Marksmanship Program Range in Talladega, Alabama, USA.
 - All of the IDPA divisions in one week, including Carry Optics
 - Separate National level match for PCC (Oct. 22)
 - Competitors may elect to shoot both PCC and pistol divisions.
 - Watch the IDPA website, the official IDPA Facebook page, and the Tactical Brief for more information.

IDPA Matches in Michigan

- MI Area Website
 - <http://idpamichigan.org>
 - Clubs / Schedules
 - Training Classes / Schedules + Contacts / SOIs / More Info

Updates / Reports

- 2019 Training Classes (Spring / Summer)
- 2019 Great Lakes Regional – May 17-19
- 2019 Hoosier Daddy – Jul 26-27
- 2019 MI State Match – Aug 16 - 18
- 2019 Tri-County Sportsmen Challenge – Sept 27-29
- Club Updates
- Roundtable (All)