

# 2020 BC-8 DW

BY BCROASTERS.COM

THE BC-8 COMES IN BOTH SINGLE & DOUBLE WALL MODELS. THESE ARE GREAT FOR A COFFEE SHOP, WHOLESALE OR RETAIL COFFEE BUSINESS. THE SINGLE WALL MODEL CAN ROAST FROM 2-8LB. ROASTS. WHILE THE DOUBLE WALL MODEL CAN DO SAMPLES DOWN TO ONE POUND ROASTS. THESE ROASTERS CAN DO UP TO 5 ROASTS PER HOUR. THESE ARE CAPABLE OF ROASTING AROUND 250LB. PER DAY. IT HAS ALL THE FEATURES MOST COMPANIES CHARGE EXTRA FOR BUILT INTO THE BASE PRICE. THE BC-8 MODEL COMES WITH THE ADVANCED AND PRECISE AIRFLOW CONTROL VIA THE MDDS (MANUAL DAMPER) SYSTEM & MANY NEW SAFETY FEATURES. SOLID HEAVY-DUTY STAINLESS STEEL DRUM AND BUILT IN PROFILING SYSTEM FOR BT & ET. DIRECT-CONNECT CHAFF UNIT FOR EFFICIENCY & REDUCED FOOTPRINT. COMES IN CHOICE OF NATURAL OR LPG. NOW IN CHOICE ON SINGLE OR DOUBLE WALL DRUMS!



## FEATURES

DRUM TYPE  
DATA LOGGING  
THERMOCOUPLES  
CONTROL PANEL  
WARRANTY  
PARTS AVAILABLE  
110V CONVERTER

Single or DW 304SS Drum 5mm  
2 OMRON CONTROLS w/BT & ET  
K-TYPE for BT & ET  
BT & ET VIEW ON PANEL  
1 YEAR PARTS & INSTRUCTION  
10 Year Parts Available Guarantee  
110V Voltage Converter 2000W

BC-8MD	GAS TYPE
Batch Size	2-8lb.
Roasting Time	9-14 minutes
Production	32-40lb.hr
Heat Source	NG/LPG
Voltage	220V
Wattage	610W
Drum Motor	200W
Chaff Fan Motor	90W
Cooling Fan Motor	200W
MIXING ARM	60W
BTU	60,000
NG PRESSURE	7-14WC
LPG PRESSURE	MAX. 16-20WC
Gas Consumption	0.6kg/hr
Roaster Dim.	50x20x57"
Roaster Weight	628lb.
Package Dimensions	53x44x52 739lb.

**NOW IN 3 BODY COLORS: BLACK, WHITE & RED!**

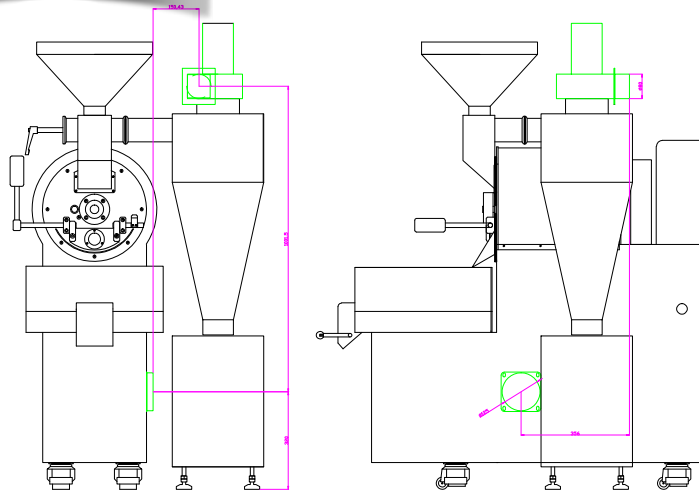
[BCROASTERS.COM](http://BCROASTERS.COM) BC ROASTERS WAREHOUSE: TONOPAG, AZ 85354 [info@BuckeyeCoffee.com](mailto:info@BuckeyeCoffee.com)

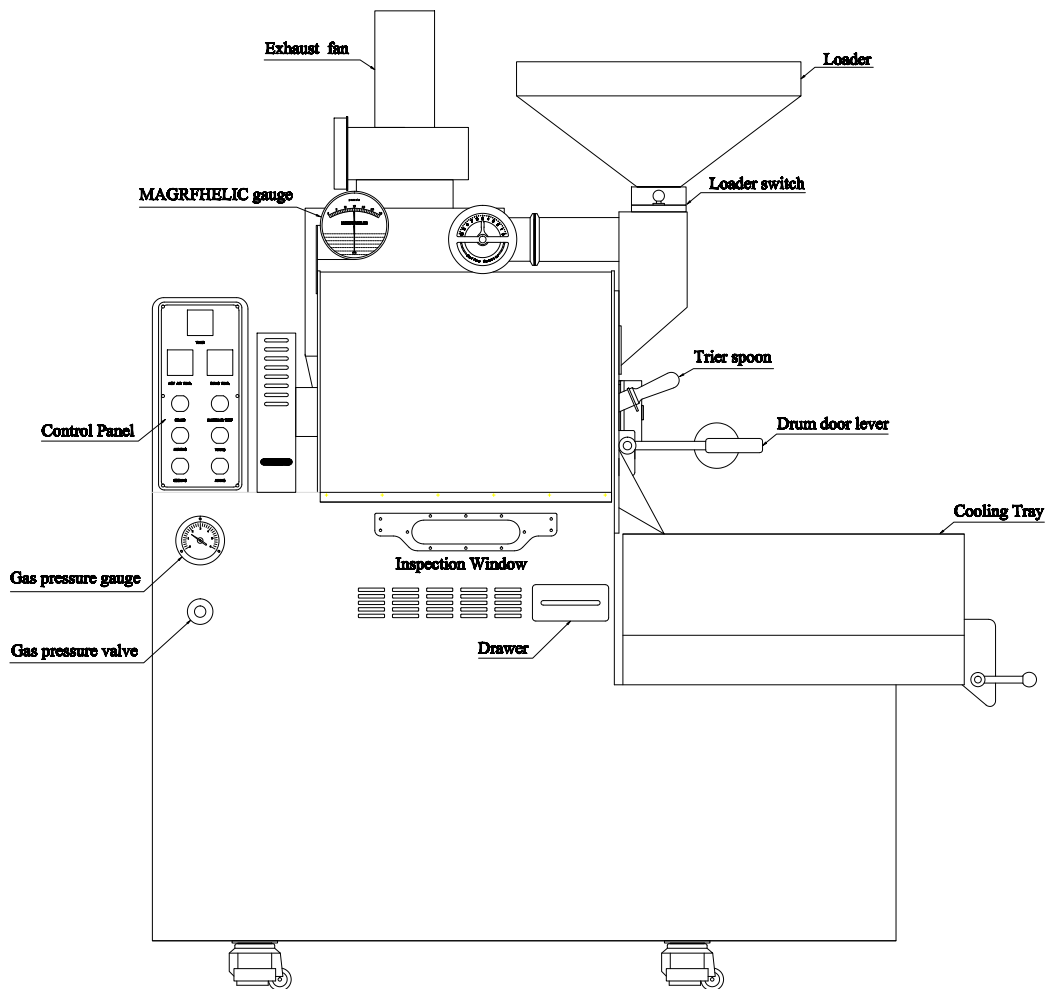
**THE BC-8 MD IS A HEAVY DUTY ROASTER BUILT WITH A CARBON STEEL BODY WITH APPROVED POWDER COAT HIGH TEMPERATURE BODY IN BLACK, RED OR WHITE. THE HOUSINGS COME IN A CHOICE OF 4 COLORS (ROSE GOLD, BLACK TITANIUM & STAINLESS) ALSO WE NOW OFFER 3 TEXTURED HOUSINGS WIN GOD CHECKERED, BLACK & SILVER CHECKERED.**

**TWO EXHAUST PIPES COMES OFF THE BC-7 & 8 AT 3" & 5" AS SHOWN BELOW AND CAN BE EXHAUSTED OUT OF BUILDING SEPARATELY OR CONNECTED WITH A BLAST OR BACKDRAFT DAMPER.**

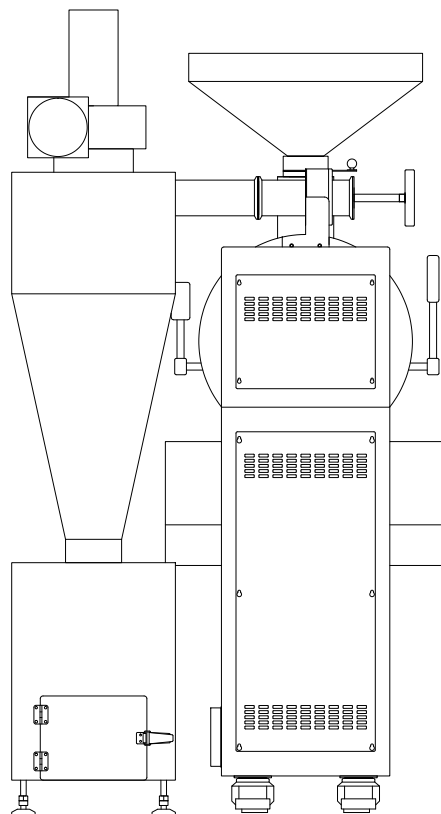
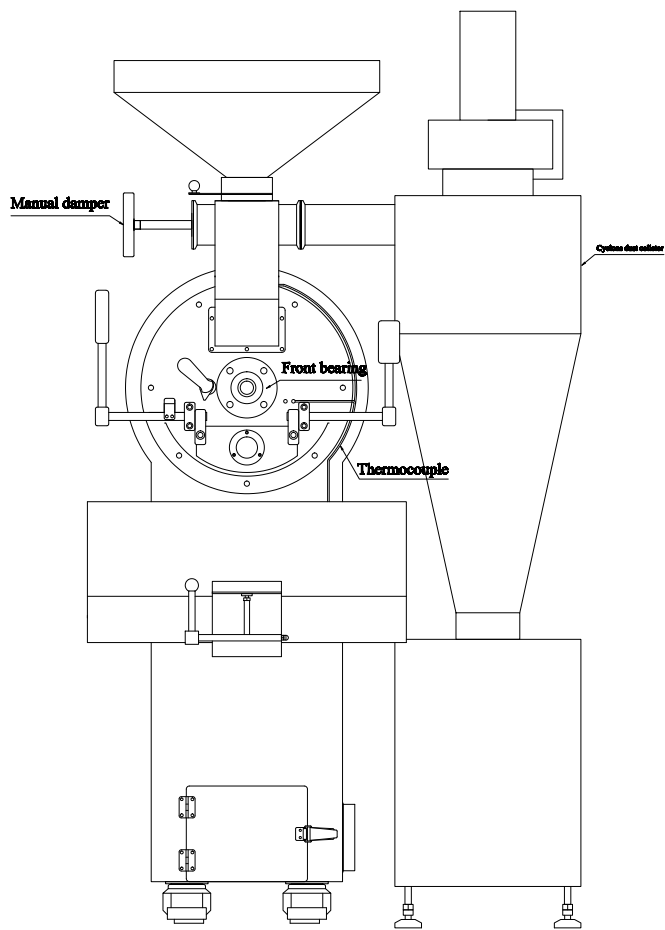


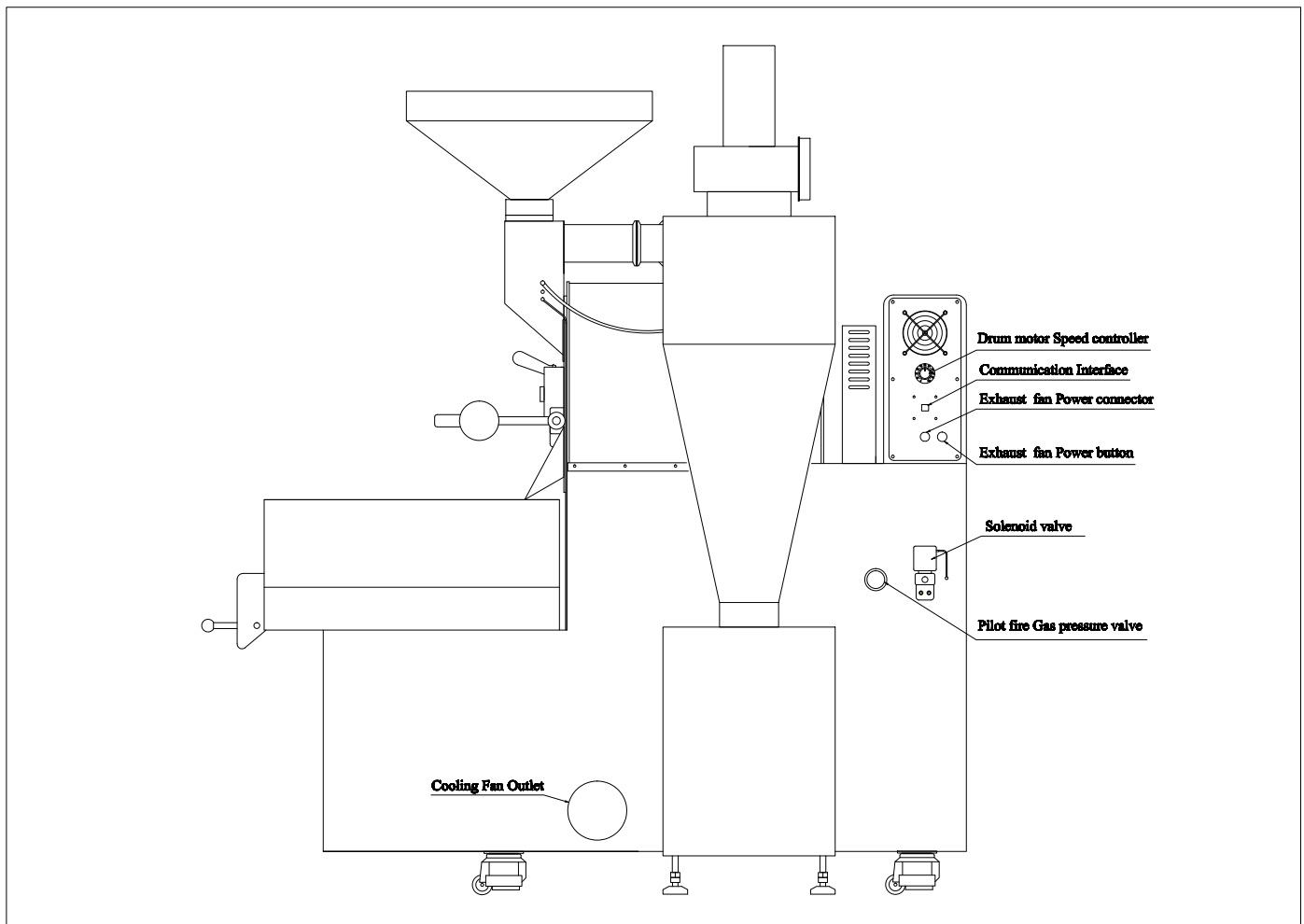
BC-7 HAS TWO EXHAUSTS THE TOP OFF CHAFF UNIT IS 80MM OR 3.1" AND THE COOLING TRAY IS 125 MM OR 5"





## DRAWINGS FEATURE OPTIONAL MAG AIRFLOW GAUGE





**CONTACT [INFO@BCROASTERS](mailto:INFO@BCROASTERS) FOR MORE DETAILS OR CHECK THE BC PAGE AT [BUCKEYECOFFEE.COM](http://BUCKEYECOFFEE.COM). PRICING AT [BCROASTERS.COM](http://BCROASTERS.COM). SOME SIZES OF ROASTERS AND COLORS ARE SPECIAL ORDER WITH 8-12 WEEK DELIVERY TIME. PLAN AHEAD FOR YOUR NEXT ROASTER.**

