



THE RIGHT PUMP FOR
TOUGH JOBS



SUBMERSIBLE PUMP CAPABILITIES



www.bjmpumps.com

GOT SLURRY?


KZE-SERIES

HEAVY DUTY HARD METAL SLURRY



AGITATOR PUMP

- All high chrome iron construction
- 50 & 75 HP
- 50 / 60Hz
- 4 - Pole motor
- Heads to 160' (50M)
- Flows to 2500 GPM (9000 L / Min)



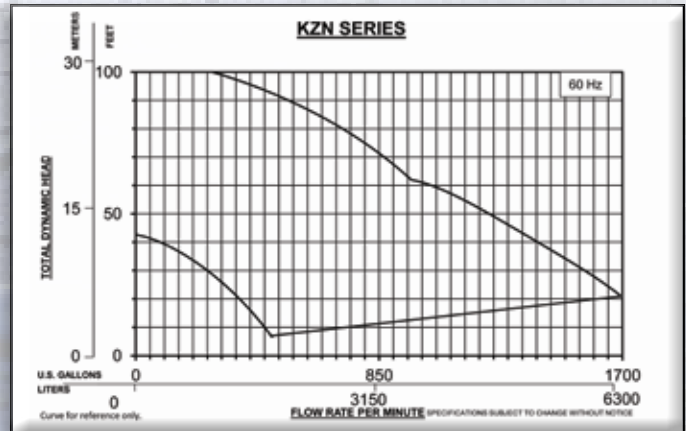
KZN-SERIES

BJM WORKHORSE SLURRY PUMP



AGITATOR PUMP

- High chrome iron wear parts
- 5HP - 30HP
- 50 / 60Hz
- 4 - Pole motor
- Heads to 105' (32M)
- Flows to 1700 GPM (6300 L / Min)



KB-SERIES

BJM HEAVY DUTY DRAINAGE PUMPS



AGITATOR PUMP

- High chrome iron wear parts
- 7.5HP - 15HP
- 50 / 60Hz
- 2 - Pole motor
- Heads to 164' (50M)
- Flows to 650 GPM (2500 L / Min)



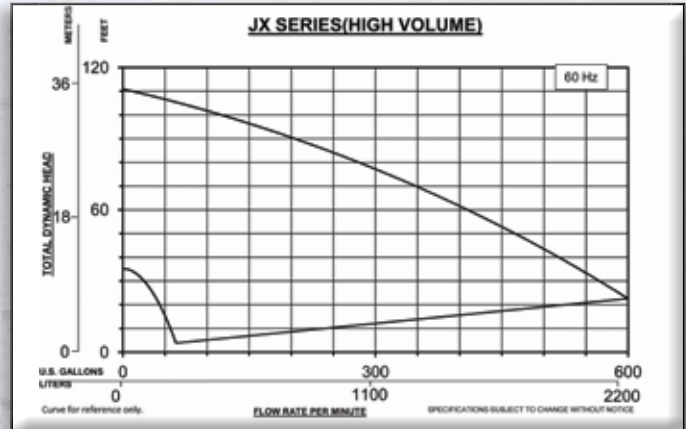
BJM X SERIES

JX-SERIES

BJM 316SS CORROSION RESISTANT PUMP CAST



- Cast 316SS with FKM elastomers
- 1/2HP - 10HP
- 50 / 60Hz
- 2 - Pole motor
- Heads to 110' (33M)
- Flows to 650 GPM (2400 L / Min)



JXH-SERIES

BJM 316SS CORROSION RESISTANT HIGH HEAD HYDRAULICS



- 2HP - 10 HP
- 50 / 60Hz
- 2-Pole motor
- Heads to 140' (43M)
- Flows to 400 GPM (1500 L / Min)

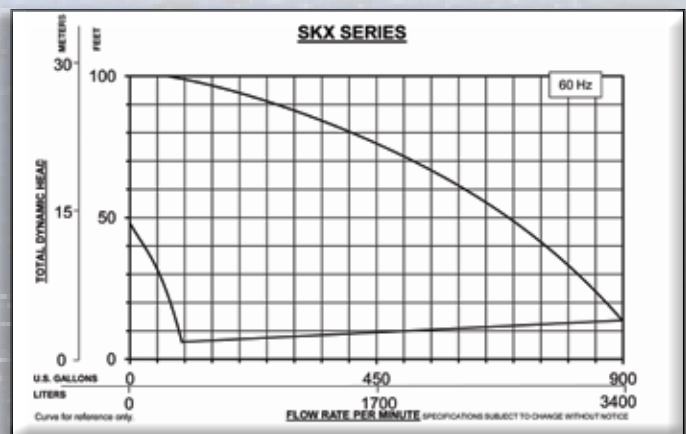


SKX-SERIES

BJM 316SS SOLIDS HANDLING SHREDDER PUMPS



- Cast 316SS with FKM elastomers
- 1HP - 20HP
- 50 / 60Hz
- 2 & 4 - Pole motor
- Heads to 100' (30M)
- Flows to 900 GPM (3400 L / Min)



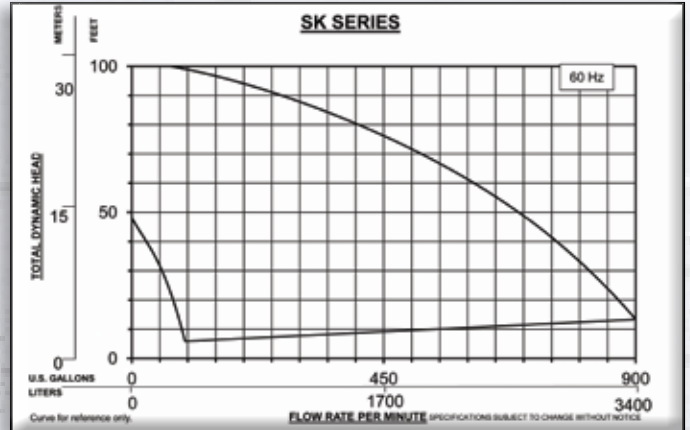
SHREDDER PUMPS

SK-SERIES

CAST IRON SOLIDS HANDLING SUBMERSIBLES



- Non-clog impeller with tungsten carbide shredding tooth
- Seal Minder®- moisture detection
- 1 - 20HP
- 50 / 60Hz
- 2 & 4 Pole motor
- Heads to 100' (30M)
- Flows to 900 GPM (3400 L / Min)
- Solids to 3.5" (89mm)



FAHRENHEIT PUMPS

BJM FAHRENHEIT PUMPS - SUBMERSIBLE PUMPS

FOR HOT LIQUIDS - UP TO 200°F (93°C)

F-SERIES PUMPS AVAILABLE FOR MOST BJM SERIES



- J-Series & JX-Series clear liquid pumps
 - SK & SKX-Series solids handling shredder pumps
 - KZN & KB-Series agitator slurry pumps
 - Available for 1-phase & 3-phase 60Hz applications
 - Available for 3-phase VFD applications
 - Added heat dissipation for 316SS pumps and continuous running applications
 - Added heat dissipation for start / stop installations
- * See KZN / SK / SKX / J / JX for performance curves

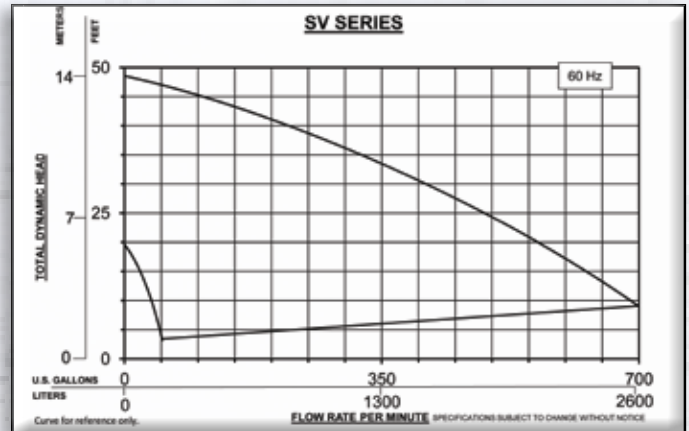
OTHER BJM PRODUCTS

SV-SERIES

SOLIDS HANDLING RECESSED IMPELLER VORTEX PUMPS



- Cast iron construction
- 2" - 4" discharge 1/2HP - 10HP
- 50 / 60Hz
- 2-Pole motor
- Heads to 50' (15M)
- Flows to 700 GPM (2700 L / Min)

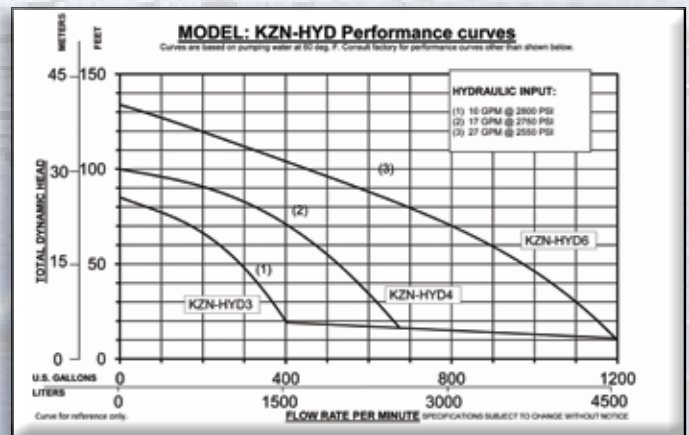


HYD-SERIES

HYDRAULIC MOTOR DRIVEN AGITATOR SLURRY PUMPS



- 3", 4" & 6" discharge sizes
- Heads to 134' (41M)
- Flows to 1240 GPM (4700 L / Min)
- Intrinsically safe in hazardous locations

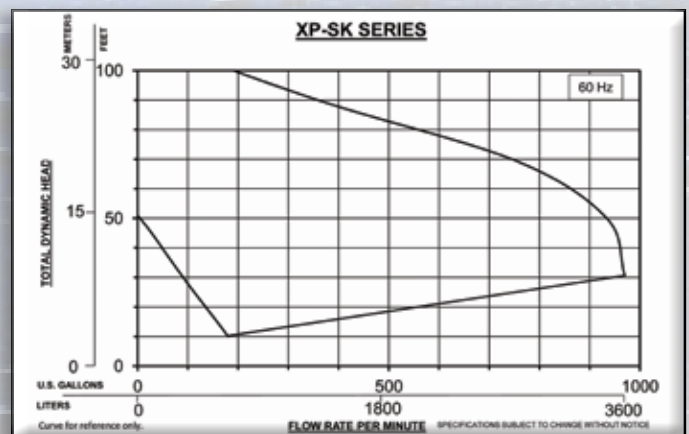


XP-SK SERIES

XP MOTORS FOR HAZARDOUS LOCATIONS



- FM approved Class I, Division 1 Groups C & D locations with T4 temperature code
- 316SS and cast iron wet ends with epoxy coated cast iron motor housing
- Non-clog impeller with tungsten carbide shredding tooth
- Seal Minder® and thermal motor sensors
- Heads to 100' (30M)
- Flows to 900 GPM (3400 L / Min)
- Solids to 3.5" (89mm)

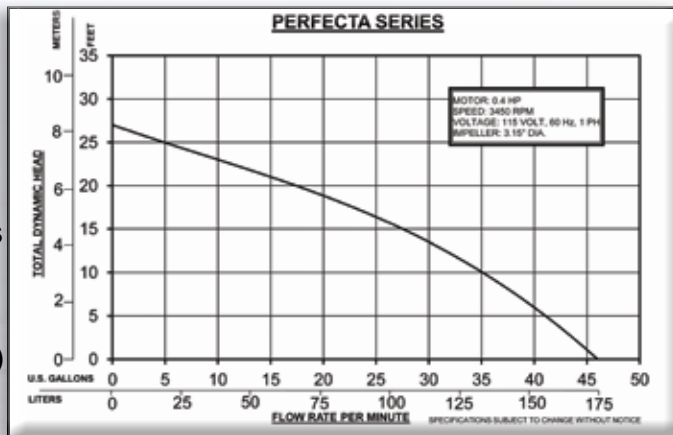


PERFECTA® SERIES

CORROSION RESISTANT PUMPS



- Non-Metallic (NORYL) pump body for handling chemically aggressive liquids
- 316SS or Titanium metal parts
- FKM seals and O-rings
- Pumps liquids to 135°F (57°C)
- Oil filled motor



SLIDE RAILS



- 2" through 6" slide rail assemblies
- BJM adapters to fit others or existing slide rail systems
- Cast iron and 316SS materials
- Cast iron (non sparking) rail assemblies available



CONTROL PANELS

- BJM offers electrical control panels for all size shredders
- Simplex and duplex panels with float level controls offer Seal Minder® and thermal sensor options



SPECIFICATION SUBJECT TO CHANGE WITH OUT NOTICE



PumpRite, Inc.

www.pumprite.com

Sales@pumprite.com

630-543-7867