



**Summer Book Club / Virtual Story Time  
July Activity Guide**

***Life***

**Written Cynthia Rylant and illustrated by Brendan Wenzel**

**Lesson Theme:** Life changes

**Book:** *Life*, written Cynthia Rylant and illustrated by Brendan Wenzel

**Age Group:** Ages 2 – 10 years old

**Description:** This Activity Guide includes discussion questions, supplemental online activities, arts and crafts ideas, and more, to use when reading *Life*, written by Cynthia Rylant and illustrated by Brendan Wenzel. Readers will explore the topic of life changing and understanding animals.

**Discussion Questions:**

- How do you feel as you grow?
- What changes happen as you grow?

**Supplemental Resources**

**Videos**

- A Picture Book Review: <https://www.youtube.com/watch?v=rXSdbZBw06g>
- Author Talk: Cynthia Rylant: <https://www.youtube.com/watch?v=wkjvLk1qb40>

**Songs**

- [Yes, I Can! \(Animal Song for Children\)](#)
- [Walking In The Jungle](#)

**DVDs:**

- National Geographic Kids: Amazing Animals
- Disneynature: Chimpanzee

**Arts & Crafts**

**Paper Plate Badger**

Supplies:

- One paper plate
- Black paint
- Black card or paper
- White card or paper
- Googly eyes
- Glue

Click [here](#) for directions to create your paper plate badger.

## **Hedgehog Paper Craft**

Supplies:

- Brown construction paper
- Beige construction paper
- Black marker
- Scissors
- Glue
- Something to draw circles with

Click [here](#) for directions to create your hedgehog paper craft.

## **Handmade Puppets (with masks)**

Create your own handmade puppets with masks! Click [here](#) to select and print out your animal mask templates to color!

Select from a bear, bunny, cat, dog, elephant, fox, goat, lion, monkey, mouse, owl, panda, or tiger!

## **Other Book Recommendations:**

- *Jabari Jumps*, by Gaia Cornwall
- *There Might Be Lobsters*, by Carolyn Crimi
- *When I was Young in the Mountains*, by Cynthia Rylant
- *Fruit Bowl*, by Mark Hoffman

## **Worksheets (Included)**

- Rainbows to Clouds: How Do You Feel? Color in the rainbow and think about how you feel when it is cloudy or sunny outside.
- Growing Up: Identify and color the largest and smallest shapes.

## **Additional Supplemental Materials:**

- [Door Hanger and Coloring Sheet](#): Created by Simon & Schuster Children's Publishing
- [Forest Animal Crafts](#)

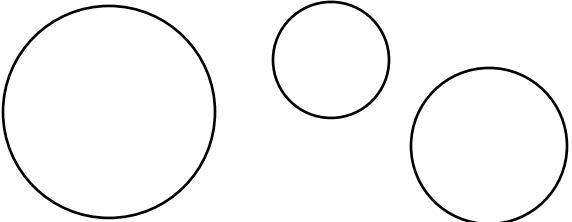
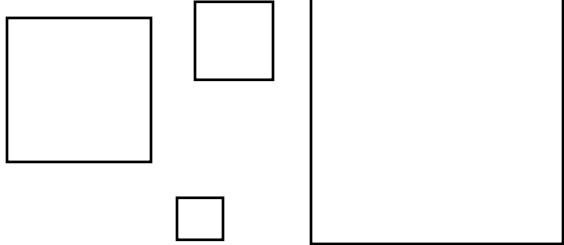

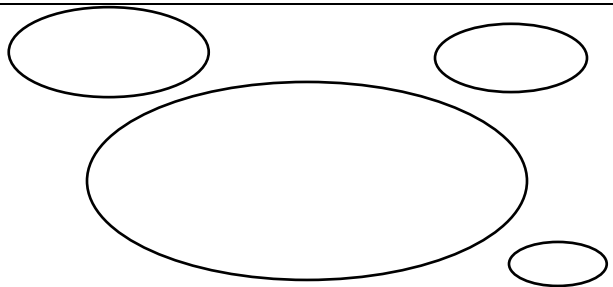
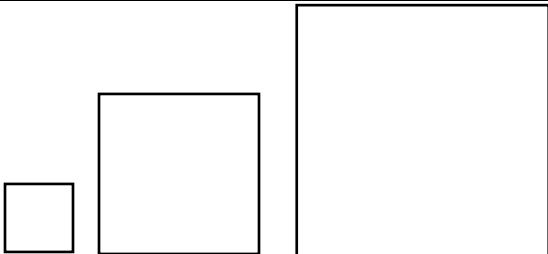

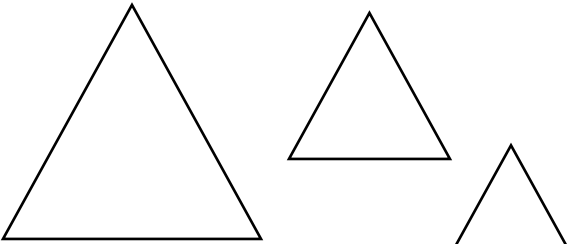
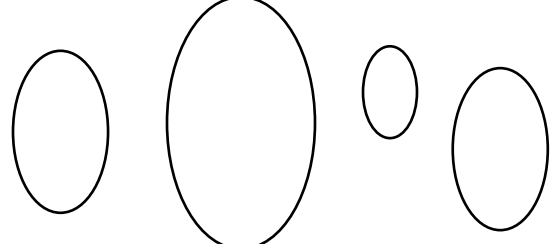
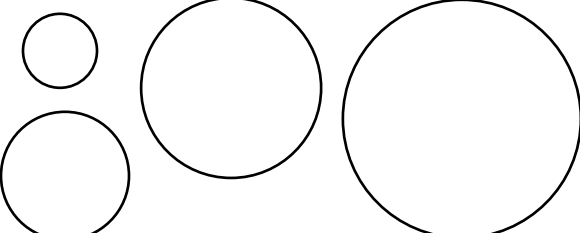
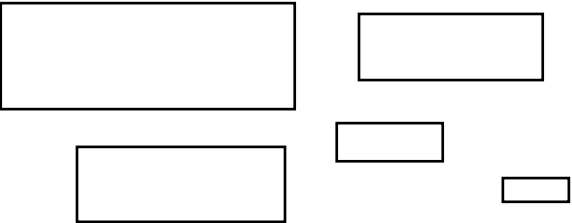
Name \_\_\_\_\_

# growing Up

People, animals, plants start small and grow with age.

Practice identifying larger and smaller items below.

In each box color the **largest** shape blue, and the **smallest** shape green.


Name \_\_\_\_\_

# Rainbows to Clouds: *How Do You Feel?*

**Discuss:** What do you think makes a rainbow grow? When you see a rainbow how do you feel?

Now it is your turn! Color in your own rainbow! What does it look like when you see one?

[Hint: Red, Orange, Yellow, Green, Blue, Indigo, Violet]



Some days are cloudy, and clouds can grow and can have different colors.

**Discuss:** How do you feel when clouds cover up a sunny day and get big and bigger?

Now it is your turn! Can you color these clouds to have some of them grey and some of them a darker grey?

