

LDS Fingerstyle Guitar Hymns *for beginners*

Arranged by Gerry Baird

Cover photography of St. George, Utah temple by Gail Baird
www.whetherthestormphotography.com



Copyright © 2016 by Gerry Baird

Clearstone Publishing
P.O. Box 462
Provo, UT 84601

www.ldsguitarbook.com

An Interview with Gerry Baird

What motivated you to create this book?

My first guitar book, Easy LDS Fingerstyle Guitar Hymns, was so much fun to make that I decided to create another. I incorporated some of the feedback I received from my previous book into this book, making the songs even easier to play. I was also able to include some great music that wasn't in the first version (such as ALL of the Christmas songs found in the hymn book).

How are these hymns meant to be played?

Use the fingers of the right hand to “pinch” or pluck the strings while playing. Usually the thumb plays one of the lowest three strings while the index, middle and ring fingers play the highest three.

What makes the arrangements in this book good for beginners?

For someone who started playing guitar last week these arrangements won't seem easy at all, but there are a few important choices I made that will make them accessible to players with basic fingerpicking and tab or note reading skills. First, I emphasized playability over virtuosity. There are few embellishments in these pieces, and each is arranged in a guitar-friendly key. Second, it's not necessary to know how to play barre chords in order to play the notes or tab for each song, although a barre chord will occasionally appear as a chord symbol. Third, every piece can be played entirely in first position (there are no notes higher than the 4th fret). I also limited the number of simultaneous notes. Finally, all of the pieces in this book use standard tuning and there are no large stretches.

Is it appropriate to play sacred hymns on guitar?

The guitar can be played in a reverent and worshipful manner, and I wholeheartedly recommend these arrangements for personal edification and performance in private settings such as family home evening. Always obtain permission from local leaders before performing in a church meeting.

Are practice tracks available for these hymns?

Yes! Visit www.ldsguitarbook.com to download free practice tracks at full and reduced tempos.

Table of Contents

Adam-on-di-Ahman	13
All Glory, Laud, and Honor	20
America the Beautiful	83
Angels We Have Heard on High	48
Away in a Manger	51
Behold! A Royal Army	74
Brightly Beams Our Father's Mercy	82
Christ the Lord Is Risen Today	45
Come Let Us Anew	61
Come, O Thou King of Kings	17
Come, Ye Children of the Lord	16
Come, Ye Thankful People	27
The Day Dawn Is Breaking	14
Faith of Our Fathers.....	23
Far, Far Away on Judea's Plains	57
The First Noel.....	58
For the Beauty of the Earth	26
For the Strength of the Hills	9
Gently Raise the Sacred Strain	37
Glorious Things of Thee Are Spoken	12
Glory to God on High	19
God Is Love	24
God of Our Fathers, Whose Almighty Hand	21
God Speed the Right	32
Guide Us, O Thou Great Jehovah	22
Hark! The Herald Angels Sing	54
He Died! The Great Redeemer Died	44
High on the Mountain Top	6
I Have Work Enough to Do.....	62
I Heard the Bells on Christmas Day	59
Improve the Shining Moments	64
In Remembrance of Thy Suffering	43
Israel, Israel, God Is Calling	7
It Came upon the Midnight Clear	52
Jesus, Savior, Pilot Me	29
Joy to the World	46
Lord, Accept Our True Devotion	33
Lord, Dismiss Us with Thy Blessing	39
The Lord Is My Light	25
The Lord Is My Shepherd	34
Master, the Tempest Is Raging	30
The Morning Breaks	1
Now Let Us Rejoice	4
Now Thank We All Our God	28
O God, the Eternal Father	41
O Little Town of Bethlehem	53

O Thou Kind and Gracious Father	38
O Ye Mountains High	10
Oh, Come, All Ye Faithful	47
Oh Holy Words of Truth and Love.....	81
Once in Royal David's City.....	50
Prayer Is the Soul's Sincere Desire	36
Put Your Shoulder to the Wheel	71
Rejoice, the Lord Is King!	18
Scatter Sunshine	70
Secret Prayer.....	35
Silent Night	49
The Spirit of God.....	2
The Star-Spangled Banner.....	84
The Time Is Far Spent	77
There Is Sunshine in My Soul Today	65
Today, While the Sun Shines	68
True to the Faith	76
Truth Eternal	5
We Are All Enlisted.....	72
We Are Marching On to Glory.....	63
We Are Sowing	60
We Ever Pray for Thee	8
We'll Sing All Hail to Jesus' Name	42
Welcome, Welcome, Sabbath Morning	80
While of These Emblems We Partake.....	40
While Shepherds Watched Their Flocks	56
Who's on the Lord's Side.....	78
With Wondering Awe.....	55
You Can Make the Pathway Bright.....	66

The Morning Breaks

George Careless

T 0 0 1 0 1 0 3 0 0 0 3 1
 A 0 0 2 2 3 2 0 0 0 0 2 2
 B 3 2 0 3 2 0 3 2 3 2 2

T 0 2 0 0 2 3 1 0 1 0 1
 A 0 4 0 2 3 2 0 0 0 0 2
 B 3 3 3 0 0 0 3 0 3 0

T 0 2 0 1 0 1 0 1 0 3 1 0 3 1 1 0 1
 A 0 2 0 0 0 0 0 1 0 3 3 1 2 3 0
 B 3 2 2 3 0 0 3 3 3 2 3 2


The Spirit of God


Anonymous

T	0	1	3	3	0	3	1	1	0	2	0	2	0	3
A	0	0	3	3	0	3	0	3	0	3	0	2	0	3
B		2			3						3			3

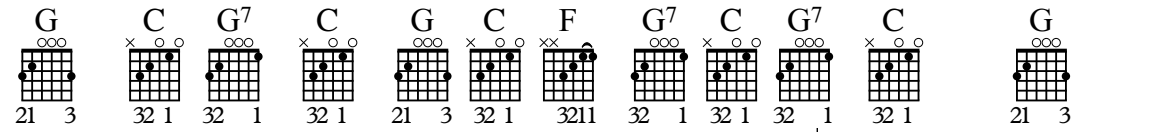
T		1	0	3		1	0	3	1	0	1	0	1	3	0
A	2	0	2	0	2	0	3	0	2	0	0	0	0	2	0
B	3		2	2				2	0	2				2	


T	0	3	1	1	0	2	0	2	0	3	2	0	1	0	3	1
A		0		3		2	0	2	0	3	2	0	2	0	2	3
B		2		3			3			3	2	3		2		







T 0 3 1 0 | 1 | 0 0 0 0 | 1 0 3 1
 A 0 0 2 0 | 2 | 3 2 0 2 | 2 2 0 0 | 3 1
 B 0 0 2 0 | 2 | 3 2 0 2 | 2 2 0 0 | 3 0



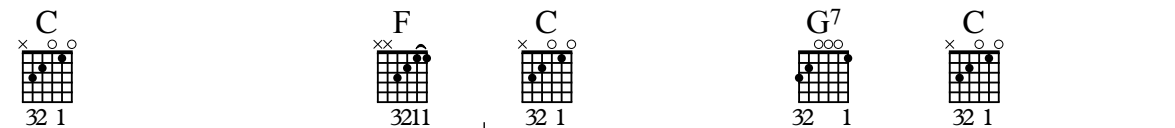



T 0 2 0 2 0 0 | 1 3 0 | 2 0 1 | 1 0 3 | 3 3
 A 0 0 0 0 0 0 | 0 3 | 2 0 1 | 3 1 3 | 0 3
 B 3 0 0 0 0 0 | 2 0 3 | 3 0 2 | 0 0 0 | 0 0





T 0 1 3 0 | 2 3 0 | 3 0 3 1 | 0 2 0 2 0 0
 A 0 0 0 0 | 2 3 | 0 3 1 | 0 0 2 0 2 0
 B 3 0 0 0 | 3 0 | 2 0 0 | 3 0 0 0 0 0





T 1 3 0 3 1 0 | 1 0 3 | 1 0 0 | 1 0 0
 A 0 0 0 0 0 0 | 2 0 3 | 2 0 0 | 2 0 0
 B 0 0 0 0 0 0 | 3 0 0 | 3 0 0 | 3 0 0

Now Let Us Rejoice

Henry Tucker

Chord diagrams: G (21 3), C (x32 1), G (21 3), D (x132), G (21 3), D (x132)

TAB: 0 2 | 0 3 | 0 3 3 | 3 0 1 | 0 3 3 | 3 1 1 | 1 0 0 | 0 2 2 | 2 0 2

Chord diagrams: G (21 3), C (x32 1), G (21 3), C (x32 1), G (21 3), D7 (x213), G (21 3)

TAB: 0 0 3 | 0 3 3 | 3 0 1 | 0 3 3 | 3 2 0 3 | 0 3 3 | 3 0 2 | 3 3 | 3 0

Chord diagrams: C (x32 1), G (21 3), C (x32 1), G (21 3), D (x132), G (21 3), D (x132), G (21 3)

TAB: 3 2 3 | 0 1 3 3 | 3 0 2 3 | 0 3 3 | 3 1 1 | 1 0 0 | 0 2 2 | 2 0 2

Chord diagrams: C (x32 1), G (21 3), C (x32 1), G (21 3), C (x32 1), G (21 3), D7 (x213), G (21 3)

TAB: 0 0 3 | 1 3 3 | 3 0 1 | 1 3 3 | 3 2 0 3 | 0 3 3 | 3 0 2 | 3 0 3