

# Recycling items:



- Junk Mail
- Newspapers
- Milk & Juice Containers
- Magazines & Catalogs
- Flattened Cardboard
- Office Paper
- Telephone Books
- Cereal & Other Dry Food Boxes
- Paper Bags
- Paper Egg Cartons

## ■ Glass Jars & Bottles

- Aluminum Cans & Foil
- Tin / Steel Cans
- Small Scrap Metal

## ■ All Plastic



- Plastic Bags  
"Bag in a Bag" program

# NO

- Soiled or food contaminated containers (pizza boxes)
- Tissue, sanitary paper, or diapers
- Mirrors, window panes, or lightbulbs
- Drinking glasses, ceramic dishes, or cups
- Hazardous materials
- Styrofoam
- Shoes and clothing
- Aerosol cans
- Carpet or furniture
- Disposable razors, toys, electronics
- Carpet or furniture
- Wood or vinyl products

If your recycling container is contaminated with trash you will be charged an additional fee. All recyclables must be clean and rinsed.

Commercial and Residential Services:  
**(831) 775-3840**  
371 Rianda St. Salinas, CA 93901  
[www.republicservicessalinas.com](http://www.republicservicessalinas.com)



# REPUBLIC SERVICES



# Artículos reciclables:



- Correspondencia Publicitaria
  - Periódicos
  - Recipientes de Leche y Jugo
  - Revistas y Catálogos
  - Cartón Aplanada
  - Papel de Oficina
  - Guia de Teléfonos
  - Cajas de Cereal y Otros Comidas Secas
  - Bolsas de Papel y Papel de Empaquetor
  - Cartones de Papel para Huevos
  - Frascos y botellas de vidrio
  - Latras y papel de aluminio
  - Latas de Acero y Hojalata
  - Chatarra Metálica Pequeña
  - Todos el plástico
  - Bolsas de plástico
- Programa de recolección de bolsas de plástico "Bag in a Bag".



# NO

- Recipientes sucios de alimentos (cajas de pizza)
- Pañuelos desechables, papel sanitario o pañales
- Espejos, vidrios de ventanas o focos o bombillas
- Vasos, platos de cerámica o tazas
- Materiales peligrosos
- Espuma de estireno
- Zapatos y ropa
- Latas de aerosol
- Rasuradoras desechables, juguetes, aparatos electrónicos
- Alfombras o muebles
- Productos de madera o de vinilo

Si el contenido de su recipiente de reciclaje se encuentra contaminado con basura, se le aplicará un cargo adicional. Todos los artículos reciclables deberán estar limpios y enjuagados.

Servicios Comerciales y Residenciales:

**(831) 775-3840**

371 Rianda St. Salinas, CA 93901

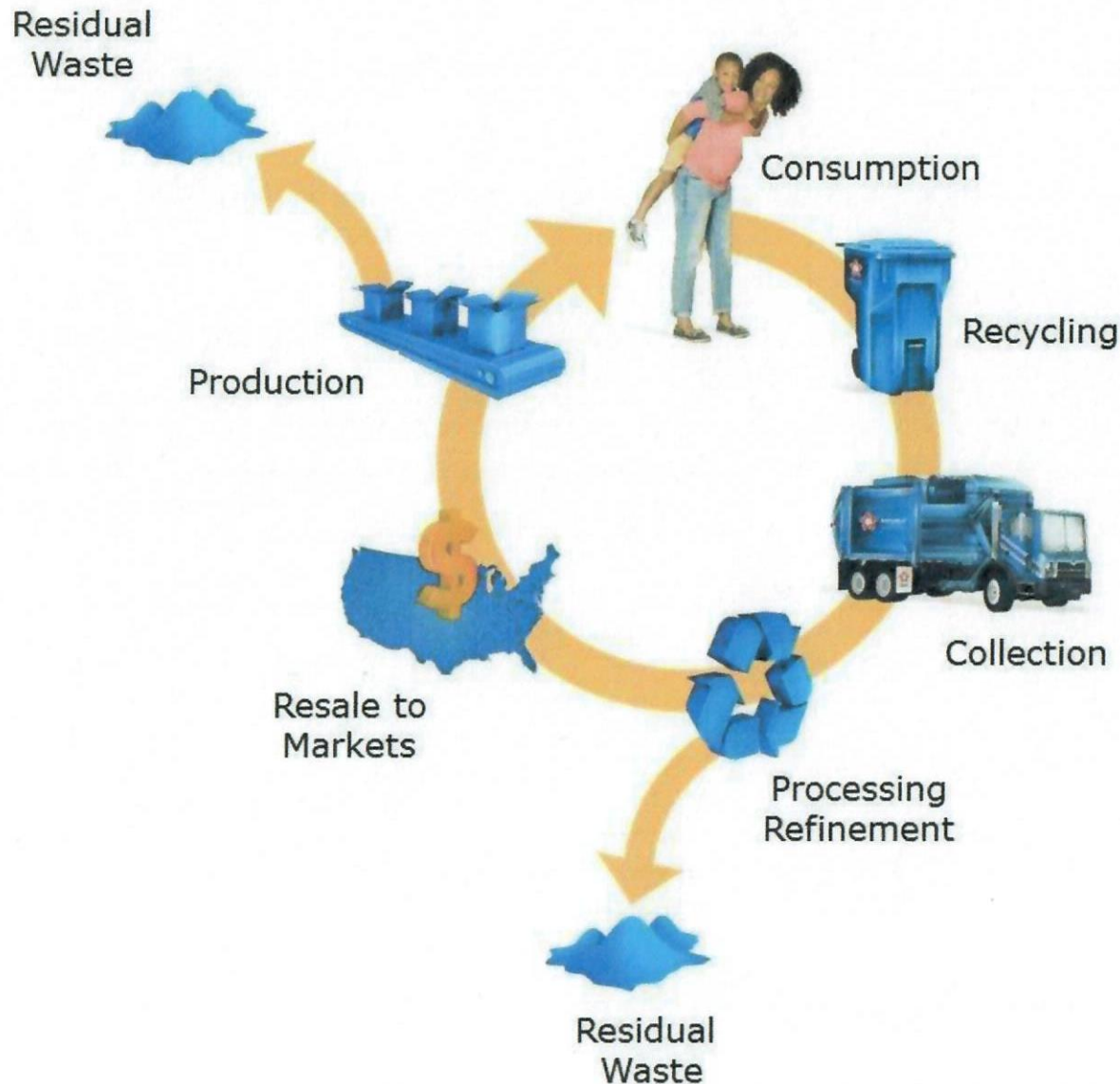
[www.republicservicessalinas.com](http://www.republicservicessalinas.com)



# REPUBLIC SERVICES



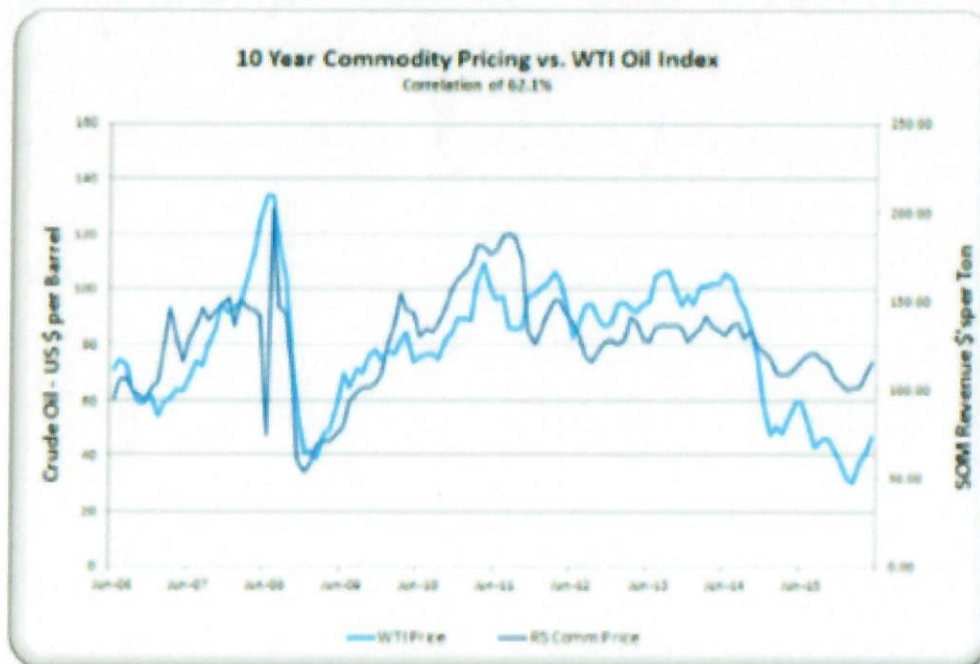
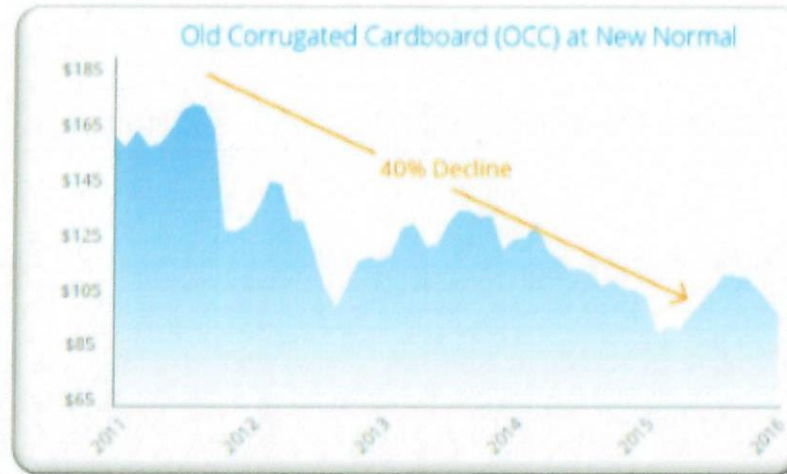
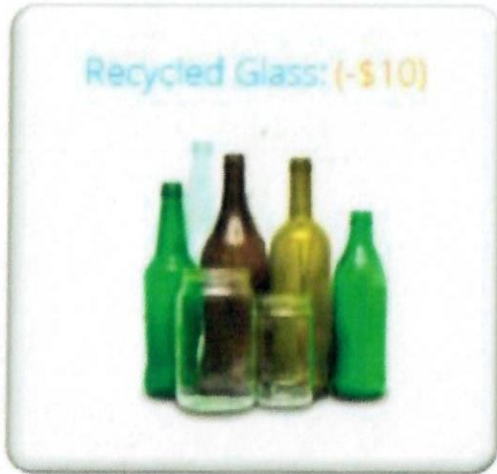
# The Recycling Life Cycle



## Factors Driving Costs

- Participation rates – Higher participation, while the goal, drives more costs
- Pounds per set-out – plays a significant role in service cost per household
- Commodity mix – changes in the stream can impact processing costs
- Residual/contamination – drives additional direct costs
- Commodity value – direct impact on any returns

# Trends in Markets




- Glass has negative value in most markets, unless supported by subsidies
- Corrugated Cardboard has decreased in price per ton for last 5 years
- End markets impacted by global slow-downs



# Trends in Material

## Trends



## Implications

Material no longer in circulation  
*18M tons in 2000 → ~2M in 2015*

Lighter-weight and limited end markets  
*HDPE → off-spec PET*

Lighter-weight and flexible packaging  
not recyclable  
*Tin can → copolymer pouch*

Waste minimization increasing pressure on total waste and recycling tons

# Lightweighting of Material



Lightweighting requires processing of more material to yield a ton of marketable commodity

1. Pulp & Paper Weekly, Official Board Markets, 2016

3. International Bottled Water Association. Retrieved from <http://www.bottledwater.org/>

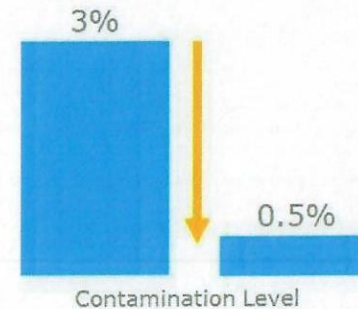


# China Sword Explained

For decades, China has been the largest importer of the world's recycled commodity, and the U.S. was 40% of the inbound stream.

In 2017, China announced efforts to clean up the country, which included dramatic changes for acceptance criteria of imported recyclables.

- A significant reduction in acceptable contamination levels (From ~3% to 0.5%) in any recovered paper and plastic grades.



- Additionally, China banned all mixed paper from import, regardless of contamination levels. (20% of historical stream).

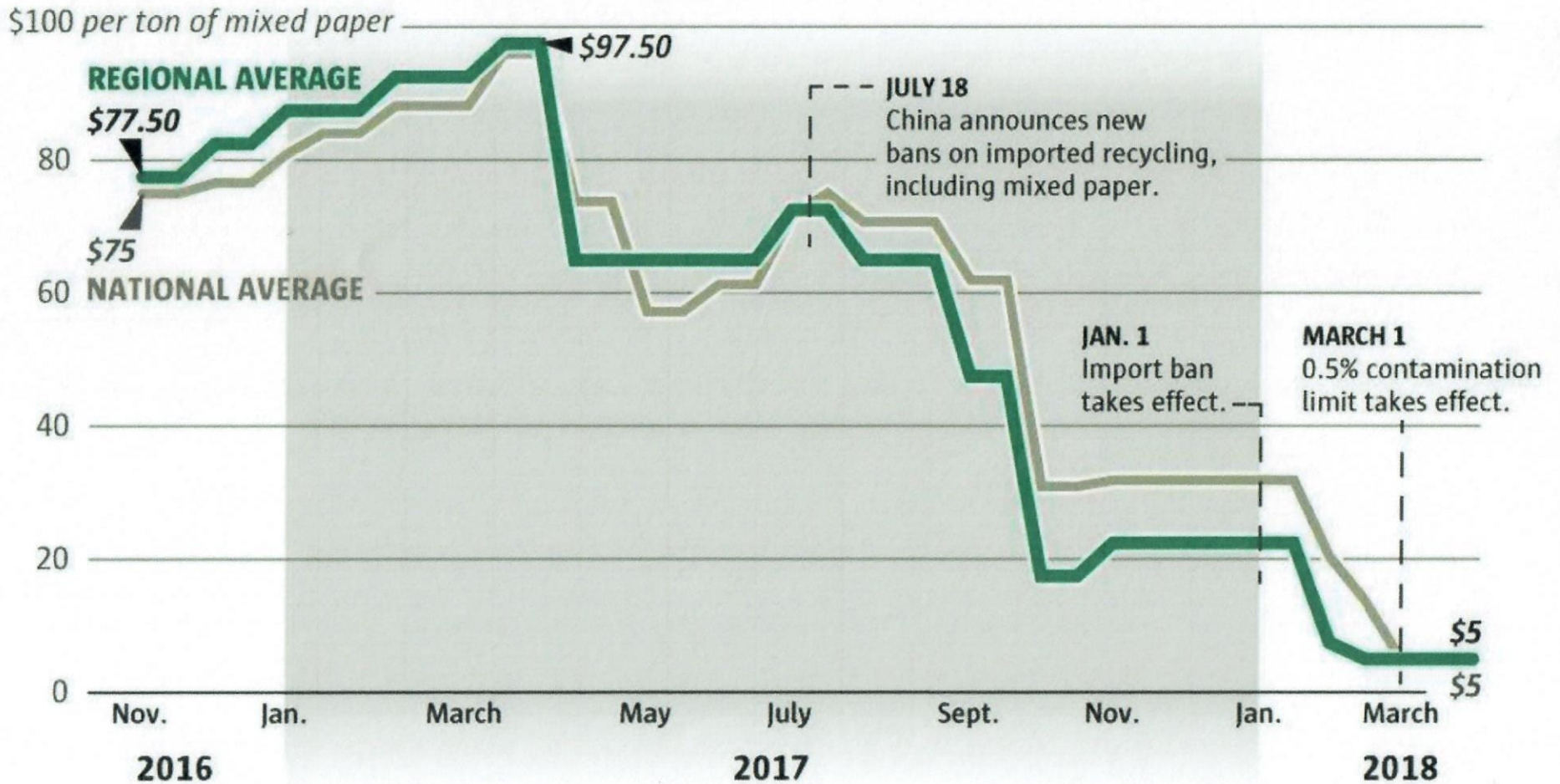


Reductions took effect in March 2018, and drive costs and changes at most recycling facilities in the country to meet new standards

# Market Impacts of China Sword

## China closes the door, prices crash

The average price paid to recyclers for a ton of mixed paper in the Pacific Northwest and across North America has plummeted in the last year.




Source: RecyclingMarkets.net

EMILY M. ENG / THE SEATTLE TIMES



# China Sword Immediate Impacts

- Adjusted processing speeds to improve quality of sorted material
  - As a result, some facilities are unable to handle daily material volume
- Adding human resources to our sort lines, and increasing self-inspections to further reduce contamination
- Exploring investments in newer, more accurate sorting technology (in select markets)
- Actively exploring other domestic and international markets
  - Many are flooded by the global industry shifting away from China



Jan 2018 – Processed bales in Northwest, without market buyers, deteriorated by weather

While we continue to process mixed paper and old newsprint, wē āre proactively evaluating the need to dispose of excess material that deteriorates beyond the point of commercial value, or poses safety risks



# The Global Recycling Crisis

## BEFORE CHINA SWORD



**40%**

of all U.S. curbside recycling was sent to China



**60%**

of all plastic waste from G7 countries was purchased by China



## AFTER CHINA SWORD



**1%**

of U.S. curbside recycling is purchased by China



**10%**

of all plastic waste from G7 countries is purchased by China

Pre-2018

December 2017

January 2018

2018-Present

China and Hong Kong bought 60% of the plastic waste from G7 countries. **The U.S. sent 40% of its curbside recyclables to China.**

China's environment was extremely polluted, so they announced the **National Sword Policy.**

China only accepted recycling imports if shipments had less than **0.5% contamination.\***

*\*Contamination refers to items that enter the recycling stream that aren't actually recyclable, like garden hoses, toys, and diapers.*

This change in contamination standards drastically altered global recycling markets. Now, China buys just 10% of all plastic waste from G7 countries and only **1% of U.S. curbside recycling.**

Source: Financial Times, Oct 24, 2018



# Long Term - Public Education

## 1. Public Education – *WHAT* to Recycle

**ALWAYS  
Recyclable**

Paper



Plastic



Metal



Cardboard



**NEVER Recyclable**

Diapers



Garden Hoses



Shoes/Clothing



Food Waste



Yard Waste



**SOMETIMES  
Recyclable  
(Select Markets)**

Plastic Bags



Glass



## 2. Public Education – *HOW* to Recycle

**Empty.** Remove any remaining food or liquid contents from your recyclable item before placing it in a recycling container;

**Clean.** Lightly rinse the recyclable item to remove any remaining residue; and

**Dry.** Gently shake out excess water or let the recyclable item air dry before placing it in a recycling container.



Empty.



Clean.



Dry.