

"Aogah" Newsletter

The Newsletter of the Twin Cities Model A Ford Club

January 2020 Twin Cities Model "A" Club Events

- January 16th - Men's Clinic Movie Night *"Merrily We Roll Along The early days of the Automobile "narrated by Groucho Marx." Hosted by Gary and Mary Thorin*
- January 21st- Business Meeting
- February 18th - Business Meeting
- February 20th - Men's Clinic *Topic- Lubrication*
- February 29th - Iron Man Tour - *Rog Anderson / Lynn Groven*

Clinics and Business meeting from now on will be held at St. Michaels's Lutheran Church located at 1660 County Road B W, Roseville, Mn.

Clinic doors will open at 6:30 P.M., meeting starts at 7:00 P.M. Enter at door #2

Business meetings doors open at 6:30 P.M., meeting starts at 7:00 P.M. Enter at door #4 come to classroom #1



WEBSITE : WWW.TCMAFC.ORG

FACEBOOK: TWIN CITIES MODEL A FORD CLUB

Address Changes Contact : Newsletter Editor & Membership Director

"AOOGAH" Newsletter is published monthly for the members of the Twin Cities Model A Ford Club.

Newsletter Editor:

Mark Leder 952-926-3995

President:

Catherine Jammer 540-353-2782

Past President:

Doug Portlance 763-783-8920

Vice President:

Justin Maas 505-206-1097

Senior Board Member:

Doug Persing 763-443-2375

Junior Board Member:

Marc Rude 651-257-4369

Treasurer:

Mel Eder 651-770-3347

Secretary:

Cathy Kieger 612-597-1719

Clinic Coordinators:

Dale Pomerleau ,Dave Peterson,
763-458-9880, 612-221-0282

Historian:

Neal Anderson 612-239-3633

Librarian, Government Affairs:

Ken Huber 763-377-1385

Videos:

Jim Schleicher 952-448-2254

Tools:

Steven Barnacle 952-473-2071

Era Fashion:

Deb Persing 763-442-1943

Sunshine:

Joan Frisk

**Electronic Information
Coordinator:**

Dale Pomerleau 763-458-9880

Club Photographer:

Neal Anderson 952-473-5269

Event Coordinator:

Tom Owens 651-492-4398

Membership Director:

Doug Persing 763-443-2375

Service Advisor:

Vince Smith 763-786-4145

Become A Member

**Interested in joining our club?
We would like you to join. Dues
are only \$35.00 per year.**

**For all the information about
what our club has to offer
please call our membership
director or see www.tcmafc.org**

**Members are recommended to
also have a membership in the
Model A Ford Club of America
or the Model A Restorer's Club.**



President's Letter

!! Happy New Year !!

Thank you for being a member of the Twin Cities Model A Ford Club. I officially continue as your President January 1, 2020, and it is my hope to meet and exceed your expectations, once again. Thank you all for your vote of confidence, I appreciate your encouragement, and kind words. I am thankful for the outpouring of support, and the great counsel I will receive moving forward. Thank you for your service to the club. You all deserve a round of applause. This club is a strong community of members dedicated to the hobby of the Ford Model A, we wouldn't be strong without you. Thank you to the 2020 Board. It will be a pleasure to work with such a dedicated group of people. For those of you ready to become a participant in our discussions, our shop door is open, and you are welcome to join us.

The Election Banquet at Tinucci's Restaurant in Newport was fabulous. If you missed it, I would suggest that you not miss the 2020 Election Banquet. It was a fantastic event. There were approx. 78 members present, and possibly the highest attendance in recent years. There were approx. 60 items up for silent auction, and the staff needed call on Santa's elves to build additional tables to accommodate such acts of generosity. The raffle winner for the cast iron brake drums was announced, and now we know that Roger Welch will be calling Randy Gross to make arrangements for his new set of drums. The photo contest winners were announced and their photos displayed. One of the best parts was the great conversation, and togetherness. I highly recommend attending, besides, what other Holiday Party do you actually get to attend and be with like-minded folks, have a great time, and SING! Yes, we sang. Thank you to Trudy Taylor for her willingness to share her amazing talent with us. Her, and her husband Frank, might just be in the market for a Model A in the future:) Thank you, Tom Owens, for your toast, it was a wonderful ending to a wonderful day. The Election Banquet Coordinators Jr Board Member Marc Rude and his wife, Jackie, whom we know took great care with the table decorations, and their amazing support staff were second to none. They did fabulous. The dinner was divine. Need I say more... YES... Be there this year

Congratulations to our Life Member Award recipients, Richard Zins, and Mark/Susan Leder. Both recipients truly have helped build this club into what it is today. Congratulations to the Spark Plug Award recipients, Marc/Jackie Rude, and Doug/Deb Persing. You both have been extraordinarily involved in service to the club and we are grateful. I was surprised to be a recipient as well, and I can say that I am grateful to all of you, and honored to be a recipient. We, as a club, have accomplished so much this year. I challenge you to reflect on 2019.

"If everyone is moving forward together, then success takes care of itself."
Henry Ford

We did indeed find a lot of success in 2019. Thank you for working like a well-oiled machine. We have many members who brought their talents, and because of that the tires are good, the carbs cleaned, we got new points, the gas is on, and the key is in the 'on' position. I encourage you to get buckled in for 2020, cuz we are pulling out of the garage. .

We will be 'On The Road Again', and we are going to be seein' things we may never see again. It may get messy, we may need to drive through some mud, but remember, we call that the "Mess of Success". Besides, we can always wash the car.

I am so thankful for all of you who have poured your heart and soul into this club. It wouldn't be here today if you hadn't. It is always great to have as many people involved as possible in some way, so if you are asked if you need help, please find something people can do to help you. When you are ready to become more involved in your club, we are here to welcome you and work alongside you. Put your overalls on, walk straight through our shop door, and let's get to work. Let's move forward together, and experience and see things we may never see again.

Shifting gears,
Catherine

Twin Cities Model A Ford Club
December 7, 2019 Election Banquet Minutes

The December 7, 2019 TCMAFC Election Banquet Meeting was called to order at approximately 1:20 P.M. by Catherine Jammer at Tinucci's Restaurant, Newport, MN.

Jr. Board Member Mr. Rude introduced Frank and Trudy Taylor. Christmas carols were sung, as well as a song Mrs. Taylor wrote after riding in Mr. Rude's Model A.

Jr. Board Member Mr. Rude announced the results of the Election. The 2020 TCMAFC Board of Directors will be comprised of: President – Catherine Jammer, Vice President – Thom Boche, Jr Board Member – Dave Peterson, Treasurer – Mel Eder, and Secretary – Catherine Kieger. Per the By Laws, Jr. Board Member Marc Rude, will proceed to the position of Sr. Board Member, and Doug Portlance will continue as Past President.

Jr. Board Member Mr. Rude announced the results of the Charity nominations – The Youth Model A Restoration Award, St Jude Children's Research Hospital, and Disabled Veterans.

Mrs. Jammer recapped the clubs' accomplishments for 2019, and announced that the Spark Plug recipients for 2019 are Marc/Jackie Rude, and Doug/Debbie Persing. Mr. Persing and Mr. Pomerleau announced that Catherine Jammer was also a Spark Plug recipient. The 2019 Life Member Award recipients are Mark/Sue Leder, and Richard Zins.

Special thank you to Tinucci's Restaurant, donors to the Silent Auction, and Marc/Jackie Rude and support staff.

Mr. Leder gave special thanks to Randy Gross for donating the set of Cast Iron Brake Drums, and how Mr. Gross is known around the Model A industry for his impeccable work, and high standards in brake drums. Mrs. Taylor was asked to pull the winning raffle ticket for the Cast Iron Brake drums, and it was Roger Welch.

Mr. Leder thanked the Photo Contest judges, Mr. Lake, Miss Newman, and Mrs. Leder, and announced the winner of the 2019 Photo Contest: 1st place - Blaine Maus, 2nd place Catherine Jammer, 3rd place Catherine Kieger, and Honorable Mentions went to: Jim Bateman, Doug Persing, and Steve Barnacle.

Meeting adjourned at 2:18 p.m. Motion by Mark Rude and 2nd by Doug Persing.
Happy Holidays!!!
Minutes recorded and submitted by Catherine Jammer.

Twin Cities Model A Ford Club
December 17, 2019 Monthly Business Meeting Minutes

The December 17, 2019 TCMAFC Business Meeting was called to order at 7 P.M. by Catherine Jammer at St. Michael's Lutheran Church, Roseville, MN.

BOARD MEMBERS PRESENT: President – Catherine Jammer, Treasurer – Mel Eder, Past President – Doug Portlance, Secretary - Catherine Kieger, Junior Board Member - Marc Rude.

MEMBERS PRESENT: Peter Trencé, Dale and Cindy Pomerleau, Rollie Radil, David Kieger, Thom Boche, Mark Leder, Dave Peterson, Gary & Mary Thorin, Eldon & Joan Frisk, Jerry Shilling, and Mike Buhl, as per the sign in sheet.

LAST MONTH MINUTES: The November Board Meeting minutes were reviewed, motion by Mr. Rude to accept the minutes as presented, second by Mr. Portlance, motion carried.

TREASURER REPORT: Mel Eder handed out hard copies of the Treasurer Report for the month of November which were reviewed. A Motion was carried to approve the report as presented first by Mr. Portlance, seconded by Cathy Kieger.

COMMITTEE REPORTS

MEMBERSHIP REPORT: No new members.

In Mr. Persing's absence, Mrs. Jammer passed on an email from Mr. Persing, which stated that there were no new members to report for December, and that there are 164 members for 2020, and approx. 100 members who have not renewed.

MEMBERSHIP GREETING: Jim Lake has contacted all new members, and is up to date.

MEN'S CLINIC: December topic: "[How we rebuilt our Ford Model A 4-cylinder](#)" video by Haggery Redline Rebuild with questions fielded by Dave Gerold, who will be bringing in an engine in process along with many parts for members to view and ask questions. January will be a 1930s Merrily We Roll Along movie with Jimmy Lake's popcorn, and Gary/Mary Thorin to provide soda and dishes for a traditional dish drawing. February is Lubrication. Mr. Peterson is seeking members who would be willing to be interviewed regarding their Model A during a future Clinic for approximately 10 minutes.

Sunshine Lady: Mrs. Frisk reported that she sent a get well card to Bob Nelson in reference to vertigo he was experiencing.

NEWSLETTER: Mr. Leder reported that he is not aware of any Comcast issues in December.

SWAP MEET: Mrs. Jammer reported that a meeting occurred between TCMAFC and CCC, and at its conclusion, a Jan. 31 date was agreed upon to make a final determination regarding TCMAFC participation in the Midwest Swap Meet for 2020. Mr. Peterson reported he attended the Dec. 11 committee meeting, and passed on a packet of information reviewing expenses and historical performance.

FUNDRAISING: Mrs. Jammer has Kwik Trip Car Wash cards for sale. If interested, please contact her, the club purchased extra in case a member did not pre purchase. Mrs. Jammer spoke regarding SCRIP. Mr Leder reported that the Cast Iron Brake Drum Raffle winner was Roger Welch.

SPECIAL COMMITTEES REPORTS – SHORT TERM COMMITTEES

2020 60th Anniversary - No report.

Election Banquet – Mr Rude reported there were 78 members at the Election Banquet, and thanked everyone for coming. There were 63 attendees in 2018. All bills have been submitted to Mr Eder for reconciliation of the account, and the banquet is closed.

UNFINISHED BUSINESS There was no unfinished business carried forward from Oct.

NEW BUSINESS

SWAP MEET DISCUSSION – TCMAFC members brought forth their ideas, concerns, and suggestions during this discussion, and comments that were direct conflicts of interest were interrupted by Mrs. Jammer to remind those members that this was a TCMAFC Business Meeting and the purpose of the meeting is to conduct TCMAFC business. Those members speaking on behalf of, and in the best interest of other clubs would not be tolerated, and that this meeting was not a joint meeting of the TCMAFC and CCC clubs. Motion was made by Mr. Portlance to present the following question to the participants at the December clinic, "Should TCMAFC participate in the upcoming Swap Meet?" Motion was not seconded, and failed. No decision was made regarding the Swap Meet. NOTE: After the meeting, several members voiced their concerns regarding not feeling that they were able to speak freely regarding the discussion.

Classic Car Websites – Mrs. Jammer reported that Al Thuening brought to her attention that TCMAFC is listed as a club on a website, however, the information is outdated, and needs to be updated. Mr. Peterson and Mrs. Jammer will work to gather data regarding a listing of the websites TCMAFC has exposure on, and work to update any needed information.

ANNOUNCEMENTS

Congratulations to our 2019 Life Members and Spark Plug Award Recipients.

Motion to adjourn at 8:58 p.m. by Mr Rude, seconded by Mr. Portlance.
Minutes recorded and submitted by Catherine Jammer.

Mystery Tour Leader Needed:

The Pancake Breakfast is once again scheduled to be the kickoff event for our driving season. We are looking for a leader or leaders to plan a tour at the conclusion of the breakfast.

Contact: Thom Boche thomboche@aol.com or 612 - 840 - 4046

National Club Affiliation Information

Members are encouraged to belong to one or both of the National Model A Ford clubs. Benefits of membership include six high quality magazines for the year, ability to place advertisements in each of the publications as well as many technical and historical articles that relate to the hobby and time period of these vehicles. Each of the clubs host national meets, tours and social events. Products and services are reviewed and advertised in the publications and you get a overall view of where the direction of the Model A Ford enthusiasts car hobby is headed. Each club has an on line presence with well executed websites. Contact information for the each of the national clubs are below.



250 South Cypress
La Habra CA, 90631-551
Phone 562-697 -2712
<https://mafca.com>



6721 Merriman Rd.
Garden City, MI 48135
Phone 734 - 427 - 9050
<http://model-a-ford.org>

FOR SALE / WANTED / SERVICES :**TO PLACE YOUR AD: CONTACT NEWSLETTER EDITOR**

For Sale: Rebuilt engines in stock.
Trade in or bring me yours to re-build. Precision machining and assembly work.
Call Dave Gerold for options and pricing at (952) 290-3630 or see my website
www.durableperformance.net

Wanted : 28 AA rear brake drum (the one without the separate emergency brake). Contact Dave Hetchler
952 - 261 - 2688

Wanted /Trade I would like 5 - 21" original black painted wheels, I have excellent cream/yellow wheels and tires with stainless
lug nuts for possible trade. Contact Rog Anderson 651 - 457 - 8820

For Sale: 1929 Ford Model A Tudor beautiful older complete restoration inside, outside & under. excellent interior &
paint. Not a project car. Contact Dale 763-458-9880 or dfpomerleau@comcast.net

For Sale: 1929 Tudor "Asst Chief" Full body off restoration 5 years ago, approximately 2000 miles on restoration. Asking
\$20,000 . Contact Larry Erickson 651 - 631 - 9127



Wanted: 100% complete original or restored 1928 or 1929 Tudor. Prefer colors as follows : 28-arabian sand 29-bonnie gray.
Call Benjamin Rowan 651- 202-3040

For Sale: Clancy's PowerBox 12-volt power supply box \$129.99 Use Coupon Code modelA at checkout page for 10% discount
through 12-31-2019 Link: <https://clancysoutdoors.com/products-page/12-volt-accessories/clancys-powerbox/>



Wanted: One front bucket seat for a 30-31 Model A Victoria or Tudor Phaeton.
Contact: Chuck Straub 715 581 8602 Charles.straub@frontier.com

For Sale: License Plates 28-31 years. \$80-\$240 depending on condition. 28-29 Gas tank. \$275
Contact: Clancy 763-291-8888

Wanted: Front shock assemblies for 29 Tudor Sedan. Contact : Clancy 763-291-8888

For Sale: 1929 Four Door Town Sedan, Leather Back. Fully restored.
Excellent, show condition. Many new parts, turn signals, custom made trunk. A lot of spares available, carbs, distributors, wheels etc.
Contact: Chuck Ash 715-245-7303 or cwash211@comcast.net



Looking For or Wanted: Medium to badly dented original 1930 or 1931 gas cap or radiator cap (stainless steel). Needed for demonstration and can be returned. **LOOKING FOR or WANTED:** Medium to badly dented original 1930 hub cap (stainless steel no liner). Needed for demonstration and can be returned. Contact Jerry Schilling, 763-213-4917.

For Sale: 1930 Model A Ford radiator shell, very good condition \$175.00 ,1931 Model A Ford radiator shell, very good condition \$ 325.00 , 1931 Deluxe A radiator shell, this is the one with a removable insert at the bottom, very good condition. \$ 375.00 . 1928 - 29 Model A Ford Roadster top bows, very good condition \$ 325.00 Ford Motor Co. Twin City plant badges, I have a few to choose from. All in excellent condition. \$ 125.00 each.
Contact: Gary Anderson 651- 776 -8387

For Sale: The Real Deal -Transmission & Differential Lubricant MOBIL GEAR 600 XP 150 (600 STEAM ISO VG 150) Repackaged in 1 quart containers \$5 each Dale Pomerleau 763 - 458 - 9880
dfpomerleau@comcast.net

Summer Tour to the Detroit area for the Oakleaf Club's Regional Round Up

This tour would include a drive down the Famous Woodward Dream Cruise. Steve Barnacle is working on a touring plan that would leave the Twin Cities August 2nd. and possibly return some time after August 11th. He would like to include the Ferry across Lake Michigan, Hollow bowl factory and a stop at the Gilmore Antique Auto Museum. It is in the planning stages right now. Call Steve 952-212-6847 for details.

Mark your calendar!

Whitewater 2020 Tour

The Lady Slipper A's have again reserved the Whitewater State Park group center. Mark the dates, October 7-11, 2020 on your calendar. Watch your newsletter for a formal invitation and registration, to participate in this Model A tour.

Election Banquet

For those of our members who were unable to attend, you missed out on a great afternoon !. Our junior board member Marc Rude and his wife Jackie put together one of the largest attendance election banquets that the club has had. We had 78 people enjoy the wonderful food of Tinucci's restaurant and the comfortable room to socialize in. There was a large silent auction that required us to rustle up some additional tables to display all the donated items members brought with them that afternoon. We had vintage clothing accessories, auto parts, books, holiday decor, food and other unique items.

A significant amount of money was raised thanks to the generous donations. For the last few months the club has been selling raffle tickets for the four cast iron brake drums that Randy Gross of Mel's Model A Parts and Service had donated once again in support of our club. We turned and mixed all the tickets in the official raffle drum and a ticket was picked. Rodger Welch was the lucky winner and he was in attendance as well.

Official business was also conducted and our election result were made public as well as the favored charities selection. Our election results now has this board to guide us this year is as follows: President : Catherine Jammer, Vice President: Thom Boche, Senior Board: Marc Rude, Secretary: Catherine Kieger, Junior Board: Doug Persing, Treasurer: Mel Eder.

Other business conducted that afternoon had certain honors awarded to members who have demonstrated leadership for extraordinary involvement and services . This award is titled the "Spark Plug Award. One more award that was also awarded is the "Life Membership Award". This award requires at least a ten year membership in the club as well as diligent participation in committees, clinics, social functions, meetings and club activities.

Our banquet chair also had some entertainment for us, he had a friend who is a professional singer preform a holiday tune and also a special song she wrote just for the occasion. Marc and Jackie have given Model A rides to this lady and her husband and she was really taken with those rides and those rides inspired her to create this special song.

Our 2019 Photo Contest winners were announced and a display board of the winning photo choices were shown.





Spark Plug Award to Marc and Jackie Rude



Spark Plug Award to Catherine Jammer



Lifetime Membership Award to Richard Zins



Spark Plug Awarded to Doug and Deb Persing



Lifetime Membership Award to Mark & Sue Leder



Catherine Jammer is added to the Presidents Board



2020 Board: President Catherine Jammer, Vice President Thom Boche, Junior Board Dave Peterson, Secretary Catherine Keiger not pictured treasurer Mel Eder

2019 Photo Contest Winners

Our winners were revealed at the Election Banquet, this year our judging was handled by Jim Lake, Tammy Newman and Sue Leder. Honorable mentions were chosen by your editor. We had 56 photos submitted that had a variety of subjects and themes. Each of the winners chosen received a cash reward for their achievements. The contest for next year is officially open and we look forward to seeing more photos and what interests members while they enjoy Model A's , period fashions, and club events.

First Choice



Blaine Maus

Second Choice



Catherine Jammer

Third Choice



Cathy Kieger

Honorable Mention



Doug Persing

Honorable Mention



Steve Barnacle

Honorable Mention




Jim Bateman

It only happens every four years!
"The Ironman"



Yes, the TCMAFC is once again going to challenge the streets of the Twin Cities with the original Iron Man Tour on February 29th. that extra day found in the Leap Year. Prepare now and only gently let your car be put away so that when that day comes you can smile and laugh at the calendar and say I'm not afraid to drive my A! Further details will be forthcoming From Rog Anderson and Lynne Groven who will be the tour leaders.



A SIGN UP
SHEET WILL
BE AT OUR
CLINICS

Necessity is the Mother of Innovation

Due to the tight budgets of struggling families during the depression, flour sack clothing was very common — thus, there were many unique designs printed on the sacks. The patterns came in a variety of colors and styles. There was something for everyone!

When flour manufacturers saw women turning their flour sacks into clothing, diapers, dish cloths, and more, they started packing their flour in pretty patterns. Families greatly appreciated this, as times were very hard. As the popularity of the flour sack clothing grew, booklets with sewing ideas for “cotton bags” were distributed. There were even instructions on how to wash out the ink of the company’s printed logo. Men were told when they went to pick up flour to make sure they purchased many bags; they had the same designs on them. This not only allowed for children’s clothes to be made of these bags, but women’s also.

It's estimated that during the Depression, 3.5 million women and children were wearing clothing and using items made from flour sacks. You could often tell the which children were related based purely on their outfits as their clothes shared the same sack pattern. Some women even used their sewing skills to bring in some extra cash, sewing dresses and other items for friends and neighbors. When the clothing finally wore out, it would be cut up and made into something else, like a quilt. While it seems strange to think about wearing a flour sack now, but for millions, it was a way of life due to the severity of the Depression. Similar to the depression effecting our clothing, with the onset of World War II. Cotton started being rationed to make uniforms for soldiers, and people were more than willing to give up the fabric in order to support the war effort. From then on, flour was packaged in paper bags — and it's been that way ever since. Who knew something as simple as flour could be so rich in American history!

MONSANTO
Ci

MONSANTO

How To Make
Precious Cotton Cloth

Do Double Work!

Print the cloth with colorful, attractive patterns. (These exclusive patterns are designed by one of America's leading artists.)

Make the cloth into bags for feed and flour. (These, a leader in the field, make millions of printed cloth bags every year.)

Distribute that feed and flour to American farms and families. (Bags carry practically all of the nation's feed and flour to market.)

Make the printed cloth from the bags into dresses, aprons, curtains... scores of things. (So the cloth does double work... for a long time.)

At its spring flowers, modern as tomorrow, serviceable as the finest... that's what housewives across the country get in the home-sewn clothes made of printed cloth from Bemis Bags. There is always a wide selection of right-up-to-the-minute designs... new ones regularly available.

Ideas for many important uses for cloth from bags are found in the booklet "Bag Magic for Home Sewing," published by the National Cotton Council, Dept. 101, Box 18, Memphis, Tennessee. Write for a free copy!

It's a smart thing—making cotton cloth do double work. First, it carries poultry and livestock feed, as well as flour, to help feed America. And then it helps to clothe countless families and furnish countless homes.

Best part about using cotton cloth this double-value way is that it adds to the nation's clothing material... doesn't diminish the supply of bag goods made primarily for clothing, draperies, etc. That's because cotton textiles for bags are specially woven for that purpose... they're really different fabrics.


So, when millers put their feed and flour in Bemis deep-printed cloth bags, it's just like multiplying the output of the nation's cotton mills.

BEMIS BRO. BAG CO.
GENERAL OFFICES • St. Louis 5, Mo.

Barkley, Cotton and Paper Bags

IN PLANTS THROUGHOUT THE COUNTRY

91



Contributed by Deb Persing

Electrical system and trouble shooting

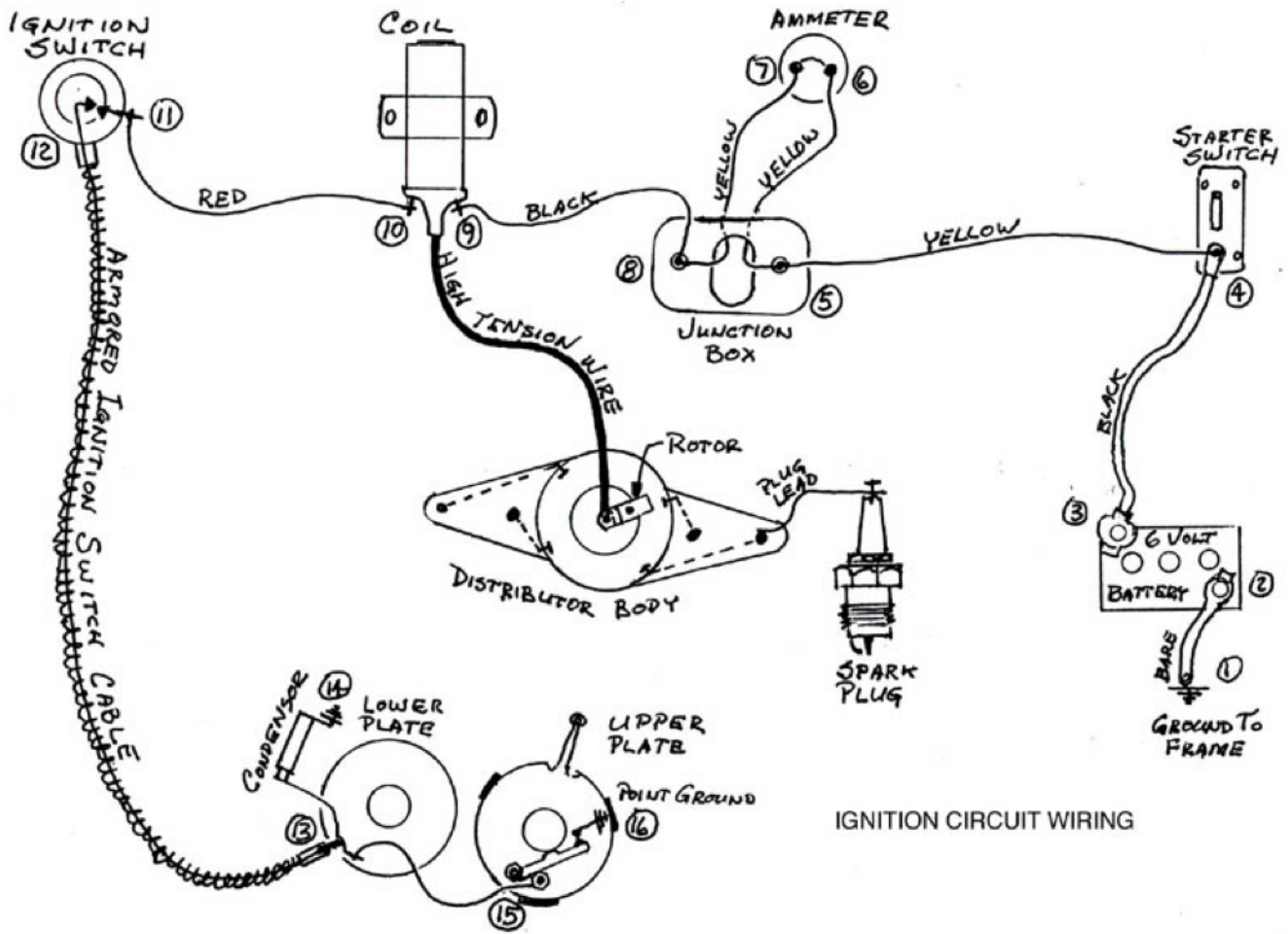
Save these two pages, recommended you have them laminated at an office supply store to keep them clean and durable as you should have them stored under your seat or in your tool box

If spark is not present when the engine is cranked with ignition on, then a systematic trouble shooting of the ignition system must be performed. Referring to the basic ignition system diagram we see a series of components and their connections to each other. A fault in one or more locations will create a "short" or "open" in the circuit resulting in a no spark situation. The ignition system is but a simple series circuit with a voltage source--the battery; a coil to produce a secondary or high tension spark, a means of switching the coil on and off in time with the engine--the distributor; a cam operating the points, and the coil high tension wire connecting to the rotor to distribute the spark to the appropriate spark plug. Also into this circuit a driver controlled keyed switch is placed to "open" or "close" the circuit at the driver's will. The series of components are as follows: Battery voltage source at the battery #3. To the starter switch terminal #4. From the starter switch to the terminal box stud #5. From there to one side of the ammeter #6. Thru the ammeter to the other ammeter stud #7. From the ammeter back to the other stud of the terminal box #8. Now we begin the actual ignition circuit at the terminal box with our six volt supply going from stud #8 to the coil battery terminal #9. Thru many fine windings of copper wire in the coil to the other terminal, the distributor side of the coil #10. However, before we run to the distributor a driver key controlled switch is placed in the circuit terminating at #11 and switched on and off internally at #12. From the switch the lead runs in a tamperproof armored cable to the base of the distributor for connection at #13. A condenser is attached here to prevent excessive arcing at the points and can be considered to be an "open" in the circuit when operating normally. From the base plate connection #13 the short pigtail wire #15 connects the switch to the points where they can then make and break the connection to ground #16 by the action of the cam which is timed to engine rotation. The high voltage is distributed sequentially to the spark plugs by the coil wire and rotor to the distributor body and then to the spark plugs. This is a totally separate system but is combined with the rest of the distributor for simplicity of construction.

Quick Test: Check both coil terminals for 6 volts #9 and #10 on diagram. Use volt meter (or just a wire touched to a ground) between each terminal and ground with the switch off. The black lead comes from the generator side of the terminal box #8 and should always show six volts. The red lead goes to the ignition switch #11 and should always show six volts when the switch is off and zero volts when the switch is on with the points closed. If no voltage reading is detected at either terminal check to see if the lights work which would indicate satisfactory battery and wiring condition thru the terminal box. If lights do work then remove terminal box cover and see that the black wire from the terminal box stud to coil terminal is tight and in place. You should now have six volts at the battery side of the coil terminal #9. Disconnect the red coil to ignition switch lead and then check for six volts at the ignition switch side of the coil terminal #10. If you now have six volts, then there is a short in the ignition switch circuit. The short could be in the switch assembly and you would be able to get going again by removing the switch cable from the distributor base and hooking a jumper between the coil terminal where the red ignition switch wire was removed #10 and the distributor base condenser screw #13. Or the short may be farther down the circuit in the distributor. Namely in the lower plate #13 and its associated wire #15 and connection to the point stud. Or the condenser #14 may have shorted out. The most common and easiest to correct is a shorted condenser so the logical step is to remove the condenser and then again check to see if you have six volts at the ignition switch lead coil terminal #10. If the above test showed six volts at both coil terminals with the ignition switch off, remove the distributor cap and crank the engine by hand until the points are closed. Slip a clean piece of paper between the points and turn the ignition switch on. If the ignition switch and condenser is good there should be a six volt reading at both coil terminals and at the point stud #15. If you get a zero volt reading at the ignition switch coil terminal #10, either the switch or the condenser is shorted. Remove the condenser from the distributor. If you now have a six volt reading at both coil terminals, then the condenser is shorted and must be replaced. If removing the condenser did not result in a six volt reading at both coil terminals #9 and #10, then the ignition switch or lower plate and wire to the points is shorted. If the switch is shorted it must be removed from the distributor since it will ground out any jumper if left in place. As a matter of fact a properly working original pop out will ground the distributor when in the off position rendering a "jumper" useless unless the switch cable is physically removed from the distributor base. Be sure to remove the paper from between the points before trying to start the car. Quick test for proper ignition operation: Crank engine until points are closed. Turn on ignition switch. Remove coil wire from distributor cap and hold end of wire within 1/8 inch of a head nut and open and close the point arm with your finger. A fat spark should occur each time you open the points. Be sure to turn the ignition switch off when finished as leaving the switch on with the points closed can overheat and burn out the coil and burn the points.

This write up should be used with the accompanying wiring diagram on page 14 for easy trouble shooting.

credit for this trouble shooting write up and diagram go to Terry Oberer of Byrnes Mill, MO



IGNITION CIRCUIT WIRING



Name Badges are available for \$6.22 (tax included) they come with a spring loaded clamp on the back that will not damage clothing.

Contact Club Treasurer Mel Eder


**meleder@msn.com or 651
770 -3347**

TCMAFC Items For Sale

Caps—Solid Blue, Blue Mesh, Solid White and White Mesh
\$10

“A” Gasoline Ration Sticker Best quality around \$5
We Gopher A’s Patch ready to be sewn on your shirt \$5
Window Cling We Gopher A's \$1

Contact Scott Peterson - 763 - 645 - 2323



Twin Cities Model A Ford Club

Mark Leder

4420 West 25th. Street

St. Louis Park, Minnesota 55416

mleder22@aol.com

stamp



RANDY GROSS
(714) 292-8660
melmodela@aol.com

Mel's Model A Parts & Services

F 100 Steering Box Conversions
Generators • Starters • Alternator Kits 6 or 12V
Brake Shoes • New Cast Iron Brake Drums
Emergency Bands • Rebuilt Backing Plates

Engraphics
Engraved Identification Labels

Kim Portlance
1550 91st Ave NE, Suite 305
Blaine, MN 55449
sales@engraphics.net
651-645-0121
www.engraphics.net

Industrial Legends - Machine Panels - Office Name Plates - Badges



*Specializing in New Ford Parts
for Older Model Cars and Trucks*

EST. 1952



2605 West Wayzata Blvd • Suite 300
Long Lake, Minnesota 55356
(612) 331-2066

**TERRY
KASHMARK**

www.littledearborn.com
FORD - MERCURY - CLASSIC PICKUP