


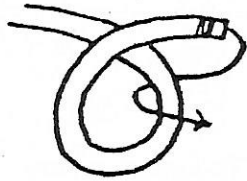




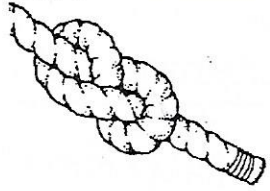
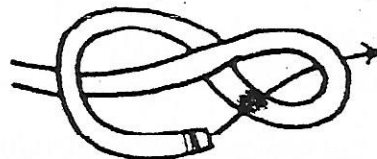

KNOTS

Cord / Rope + Bends to create a knot chain.

STOPPER KNOTS:

to put a knot at the end of a rope to keep it from slipping through a hole or raveling:






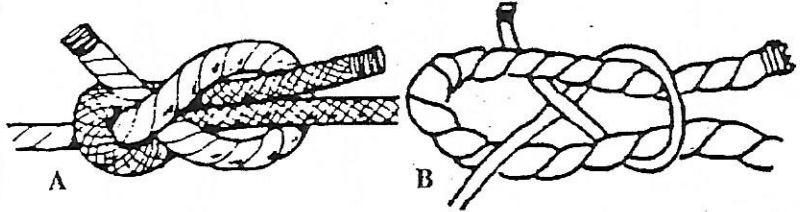


- ... a knot on the end of a needle worker's thread
- ... a handle on a light pull string
- ... tie a tent guy line through a grommet
- ... backpack ties
- ... the end of a jib sheet (sailing)

 <p>OVERHAND</p>	<p>1</p> 	<p>2</p> 
 <p>DOUBLE OVERHAND</p>	<p>1</p> 	<p>2</p> 
 <p>FIGURE EIGHT</p>	<p>1</p> 	<p>2</p> 

JOINING KNOTS:

to tie two rope ends together; the ends of the same rope or the ends of different size or types of rope:

- ... tie a bundle, bandage, broken shoe lace, etc.
- ... make a long rope from short pieces.


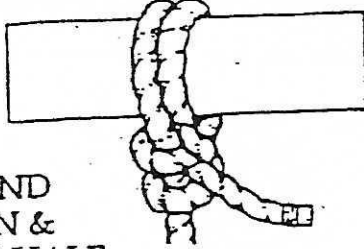
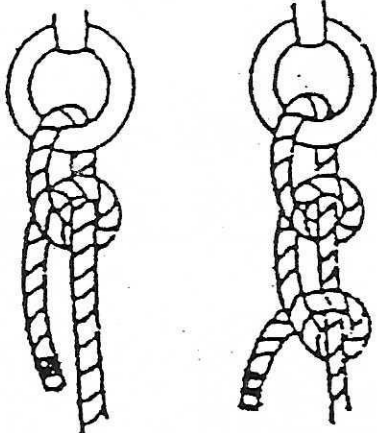
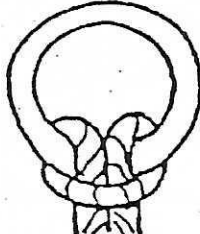

 <p>SQUARE KNOT</p> <p>Tie together two ropes of same thickness, unties easily.</p> <p>1 </p> <p>2 </p> <p>3 </p> <p>4 </p> <p>"RIGHT OVER LEFT THEN LEFT OVER RIGHT"</p>	 <p>SHEET BEND</p> <p>(A) Tie together two different kinds of rope with similar thickness</p> <p>(B) Tie one thicker rope to one thinner rope.</p> <p>1 </p> <p>2 </p> <p>Begin with a bight in the thicker rope, weave the thinner rope up through the eye, around the bight, and back under itself.</p>
---	---

SECURING KNOTS

to tie a rope to something else.

- ... to start most lashing projects
- ... hang a ditty bag, drip bag, etc.
- ... attach a cord to a nametag
- ... attach a clothesline between two trees

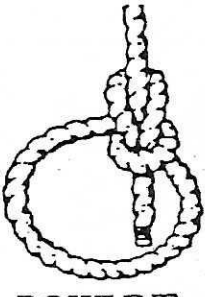
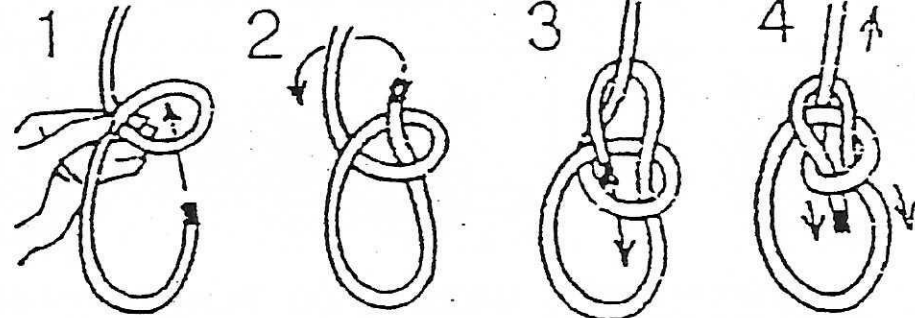
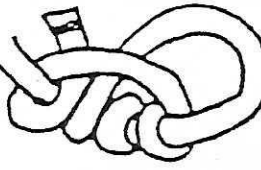
- ... tie a bed roll
- ... tie to a post, around a flagpole, etc.

 <p>CLOVE HITCH To fasten a rope or cord when the strain on the knot is at right angles to the post.</p>	 <p>ROUND TURN & TWO HALF HITCHES To fasten an end of a rope to a post</p>	 <p>HALF HITCH</p>
 <p>LARK'S HEAD To attach a cord or rope to a ring or through a hole (grommet).</p>	 <p>ROLLING HITCH To tie a rope to a vertical post (the knot will not slip with downward strain)</p>	

LOOP KNOTS:

to make a loop that will not slip or to make a standing eye on the end of a rope or to make a loop that will slide.

- ... tie a rope to a grommet
- ... use to slip over a peg hook
- ... fasten tent guy lines to stakes
- ... use in mountain climbing, sailing, rescue work, horseback riding
- ... loop for the end of a life ring
- ... put up dining flies

 <p>BOWLINE</p>	
 <p>TAUNT LINE HITCH</p>	