

DOÑA ANA COUNTY

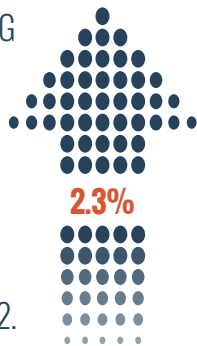
NEW MEXICO

Behavioral Health


SNAPSHOT



BINGE DRINKING
IN DOÑA ANA
COUNTY
INCREASED
FROM
10.7% IN 2008
TO 13.2% IN 2012.

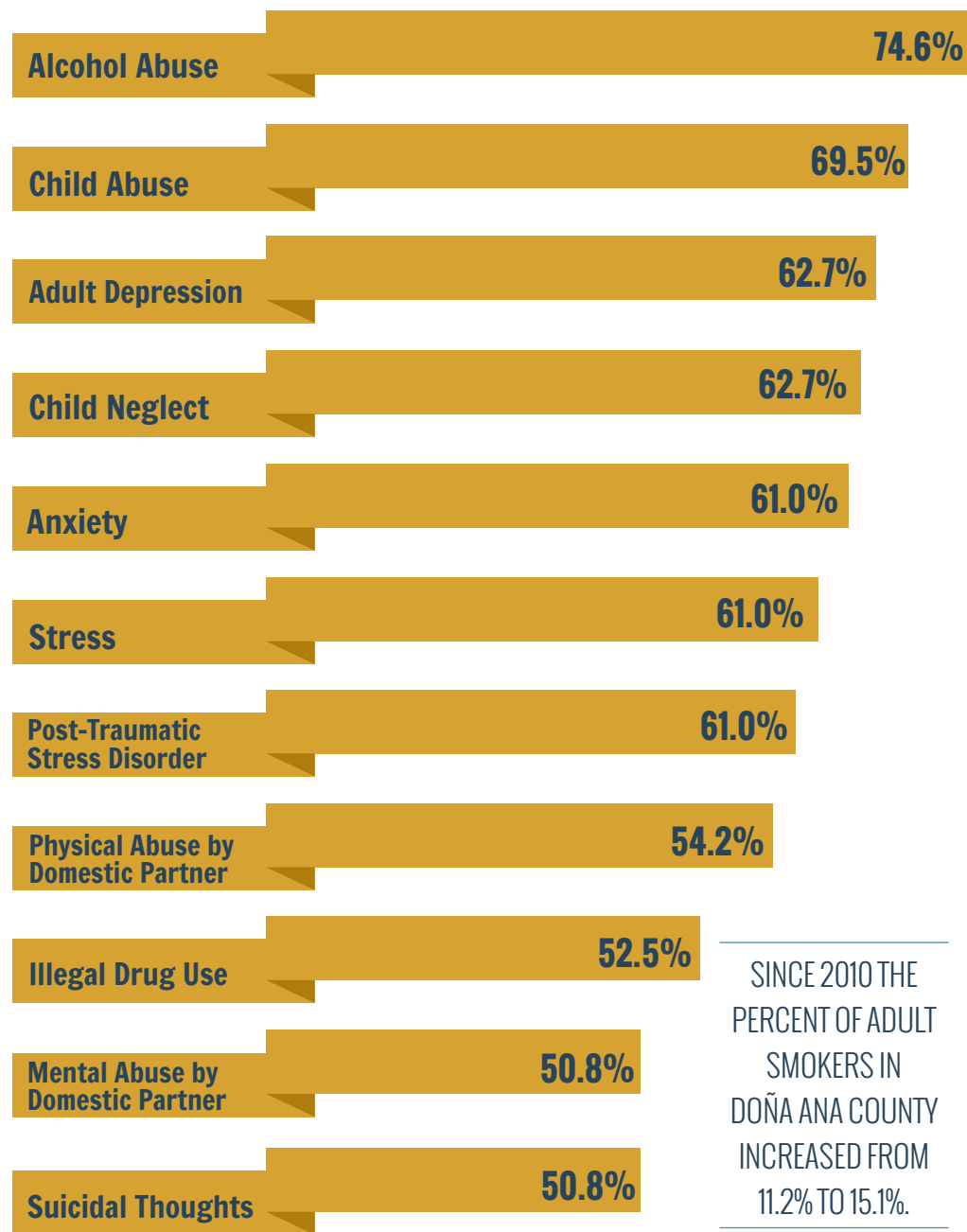


214,445
Doña Ana County
Population in 2012



TOP TEN DOÑA ANA COUNTY HEALTH PRIORITIES

As selected in a survey by local community leaders.



SINCE 2010 THE
PERCENT OF ADULT
SMOKERS IN
DOÑA ANA COUNTY
INCREASED FROM
11.2% TO 15.1%.



10.5

Incidents of child
abuse reported
for every 1,000
children in
Doña Ana County
in 2011.



8.9

Incidents of
domestic violence
for every 1,000
people reported in
Doña Ana County
in 2012.



21%

of Doña Ana
County adults
were diagnosed
with depression
in 2012.


DOÑA ANA COUNTY NEW MEXICO Behavioral Health SNAPSHOT

DOMESTIC VIOLENCE

DOÑA ANA COUNTY	NEW MEXICO
8.9	9.5
Incidents of domestic violence for every 1,000 people reported in 2012.	Incidents of domestic violence for every 1,000 people reported in 2012.

BINGE DRINKERS

DOÑA ANA COUNTY	NEW MEXICO
10.7% - 13.2%	7.9% - 10.4%
Binge drinkers increased from 10.7% in 2008 to 13.2% in 2012.	Binge drinkers increased from 7.9% in 2008 to 10.4% in 2012.



ADULT DEPRESSION

DOÑA ANA COUNTY	NEW MEXICO
21%	20.7%
of adults were diagnosed with depression in 2012.	of adults were diagnosed with depression in 2012.

CHILD ABUSE

DOÑA ANA COUNTY	NEW MEXICO
10.5	12.4
incidents of child abuse reported for every 1,000 children in 2011.	incidents of child abuse reported for every 1,000 children in 2011.

DOÑA ANA COUNTY BEHAVIORAL HEALTH RELATIVE TO NEW MEXICO

BETTER THAN NEW MEXICO AND GETTING BETTER

Drunk Driving Deaths
Child Abuse

BETTER THAN NEW MEXICO AND GETTING WORSE

Domestic Violence
Drunk Driving Crashes
Smoking
Suicide

Poor Mental Health Days
Depression among Medicare Recipients

WORSE THAN NEW MEXICO AND GETTING BETTER

Teen Pregnancy

WORSE THAN NEW MEXICO AND GETTING WORSE

Binge Drinking
Heavy Drinking
STDs

This snapshot infographic summarizes data on top community behavioral health priorities in Doña Ana County, New Mexico as identified by its community leaders as of June 2014 and is a product of the CAPE Project (Community Assessment and Education to Promote Behavioral Health Planning and Evaluation). The information provided in this snapshot corresponds to an in depth community profile on Doña Ana County, based on the 2014 CAPE survey as well as secondary sources such as County Health Rankings, National Highway Traffic Safety Administration, University of New Mexico Geospatial and Population Studies Traffic Research Unit, New Mexico Bureau of Vital Records and Health Statistics, New Mexico Clearinghouse on Sexual Abuse and Assault Services, Centers for Disease Control and Prevention, Centers for Medicare and Medicaid Services, and Behavioral Risk Factor Surveillance System. CAPE is dedicated to identifying and sharing best practices for benchmarking community behavioral health and is funded by the Department of Health and Human Services' Substance Abuse and Mental Health Services Administration (SAMHSA) and facilitated by the United States Department of Agriculture's National Institute of Food and Agriculture.

CAPE | Community Assessment and Education to Promote Behavioral Health Planning and Evaluation
VISIT US ON THE WEB healthbench.info