

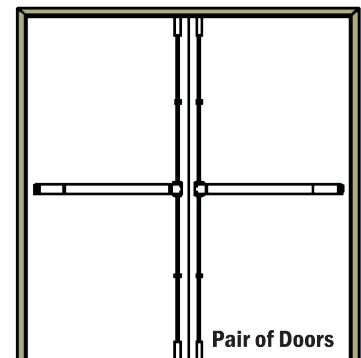
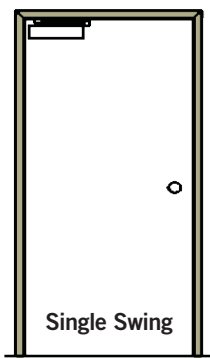
Now Offering...



REDI-KIT

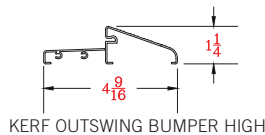
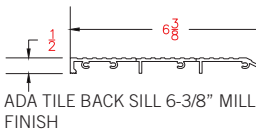
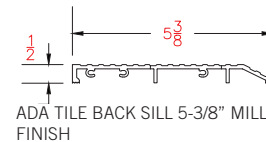
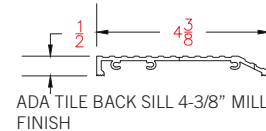
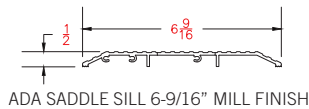
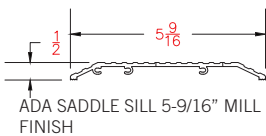
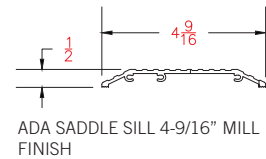
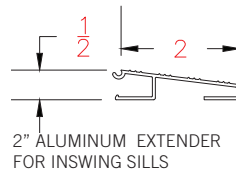
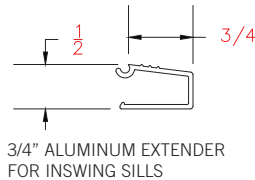
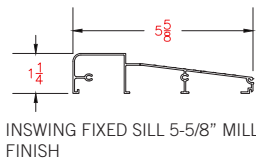
Adjustable Kerfed Steel Frames for Prehung Door Assemblies

Kerfed RediKits conveniently package the kerf RediFlex steel frame, threshold and weather-strip along with everything needed to develop a prehung unit, just add your door. The easy to install RediFlex frame has 1" of adjustment to accommodate the most challenging wall conditions. Designed to be fire rated to 90 minutes to give you the solution you need for commercial and residential projects.



Wall Sizes:
 4-1/2" > 5-1/2"
 5-1/2" > 6-1/2"
 6-1/2" > 7-1/2"
 7-1/2" > 8-1/2"
 8-1/2" > 9-1/2"
 9-1/2" > 10-1/2"

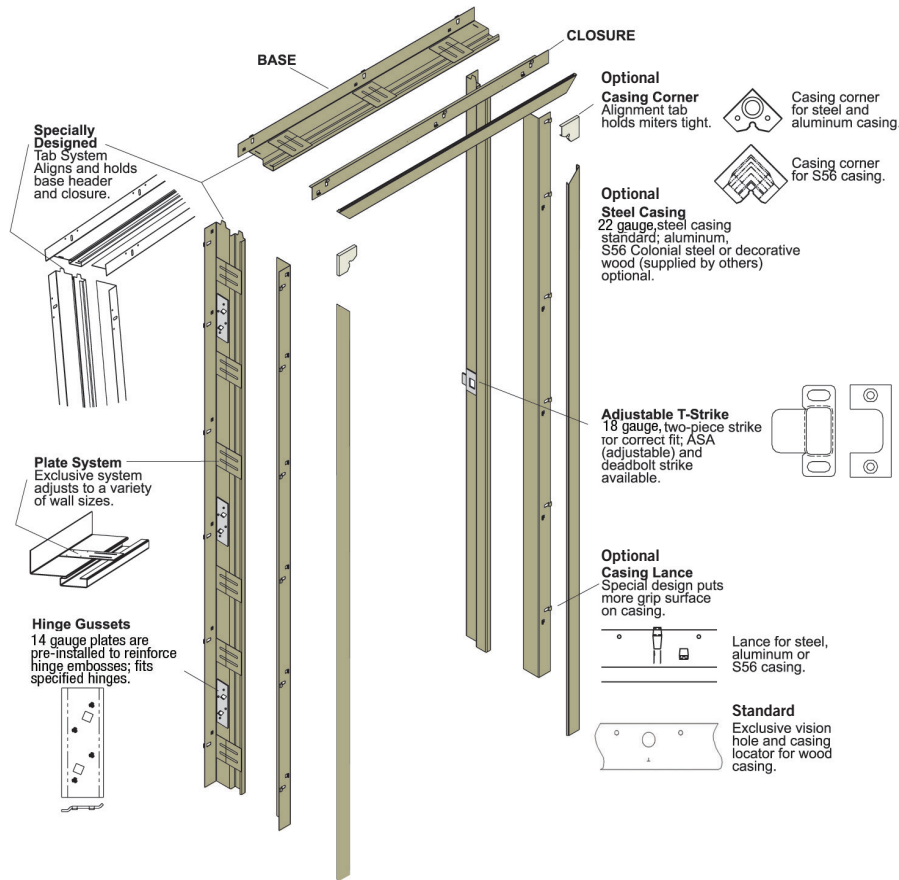
Threshold Options



REDI-KIT

1101 Technology Drive | Dothan, Alabama 36360
800.633.7553 | 334.794.9184 (fax)
 www.dunbarton.com | sales@dunbarton.com

Kerf Rediflex® Adjustable




Easy Installation Instructions



REDIFLEX® INSTALLATION
Assemble base unit consisting of base header and uprights, threshold, and door. Rotate base unit into the opening.



Install frame closure pieces after setting clearances. Attach to wall using recommended fasteners.



Apply wood casing using the vision slots on the frame. Standard Steel, aluminum or S56 steel is applied same as Rediframe® with appropriate clip system.

How to Price RediKit

1. Price frame with standard Kerf RediFlex from Dunbarton price book
2. Add deadlock prep price \$2.80 (list price)
3. Add Threshold Prep price \$4.20 (list price)
4. Add Threshold price (list prices, see below)
5. Add 3-1 hardware bag price \$4.20 each (list price)

Options:

1. Add optional weather-striping from Kerf RediFlex price list
2. Add optional casing price from Kerf RediFlex pricing

Threshold Prices (List Prices)

30" INSWING FIXED SILL 5-5/8"	\$25	30" ADA SADDLE SILL 6-9/16"	\$31	30" 3/4" EXTENDER FOR INSWING SILLS	\$8
32" INSWING FIXED SILL 5-5/8"	\$26	32" ADA SADDLE SILL 6-9/16"	\$33	32" 3/4" EXTENDER FOR INSWING SILL	\$9
36" INSWING FIXED SILL 5-5/8"	\$28	36" ADA SADDLE SILL 6-9/16"	\$35	36" 3/4" EXTENDER FOR INSWING SILLS	\$9
72" INSWING FIXED SILL 5-5/8"	\$46	72" ADA SADDLE SILL 6-9/16"	\$60	72" 3/4" EXTENDER FOR INSWING SILLS	\$17
30" ADA SADDLE SILL 4-9/16"	\$24	30" ADA TILE BACK SILL 4-3/8"	\$25	30" KERF OUTSWING BUMPER HIGH	\$26
32" ADA SADDLE SILL 4-9/16"	\$25	32" ADA TILE BACK SILL 4-3/8"	\$26	32" KERF OUTSWING BUMPER HIGH	\$27
36" ADA SADDLE SILL 4-9/16"	\$27	36" ADA TILE BACK SILL 4-3/8"	\$28	36" KERF OUTSWING BUMPER HIGH	\$29
72" ADA SADDLE SILL 4-9/16"	\$44	72" ADA TILE BACK SILL 4-3/8"	\$46	72" KERF OUTSWING BUMPER HIGH	\$49
30" ADA SADDLE SILL 5-9/16"	\$26	30" ADA TILE BACK SILL 5-3/8"	\$29	30" 2" EXTENDER FOR INSWING SILLS	\$10
32" ADA SADDLE SILL 5-9/16"	\$28	32" ADA TILE BACK SILL 5-3/8"	\$31	32" 2" EXTENDER FOR INSWING SILLS	\$11
36" ADA SADDLE SILL 5-9/16"	\$30	36" ADA TILE BACK SILL 5-3/8"	\$33	36" 2" EXTENDER FOR INSWING SILLS	\$12
72" ADA SADDLE SILL 5-9/16"	\$50	72" ADA TILE BACK SILL 5-3/8"	\$57	72" 2" EXTENDER FOR INSWING SILLS	\$23
		30" ADA TILE BACK SILL 6-3/8"	\$32		
		32" ADA TILE BACK SILL 6-3/8"	\$34		
		36" ADA TILE BACK SILL 6-3/8"	\$36		
		72" ADA TILE BACK SILL 6-3/8"	\$63		