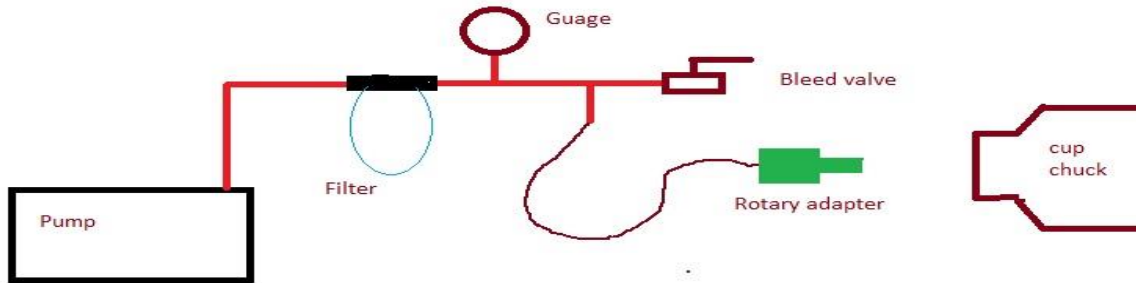


Vacuum Chucking



Vacuum Chucking-Another tool in the arsenal of tools for woodturners.

Parts needed for building our own setup:

Pump: gast very good quality. Available from craft supplies (\$500.00)

Harbour freight good quality (less money)

2.5 cfm pump #98076 (\$99.99)

3.0 cfm pump #66466,60805 (\$154.99)

Filter: 3/8" inline air filter H.F #68230 (\$9.99)

Bleed valve: 3/8" ball valve H.F. #68255 (\$4.99)

Vacuum Guage: 0-30 hg McMaster/Carr #3935k11 (\$11.30)

Misc. fittings and nipples : about \$25.00

(1) 3/8" x 5 black nipple

(4) 3/8" x 2 black nipples

(2) 3/8" black tee

(1) 3/8 x 1/8 blk bushing

(1) 3/8 x 1/4 barb fitting.

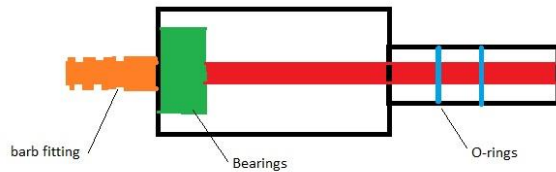
1/4" tubing.

Rotary adapter:

Purchase: Hold fast \$58.95

One way \$104.95

Build your own \$20.00



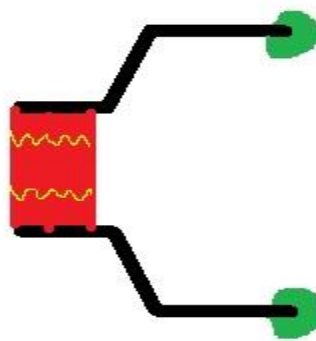
Barb fitting , a block of corian or other solid material tuned to fit in the back end of the lathe.

With couple of o-ring grooves added for sealing into lathe.

Sealed bearing two works better than one but one will work.

Bearing are rollerblade/ skateboard bearing. About \$15.00 a set of 8 on the net.

Cup Chuck



Can be purchased from any of the turning suppliers \$50-\$100 dollars

Make your own PVC couplings, plug small end drill and tap for your lathe thread.

Gasket can be rubber padding. Glued onto end.

Or rubber chuckie sells gaskets designed to fit the plumbing fitting.

Article in AAW April 2013 issue shows how to make your own silicon gaskets.