

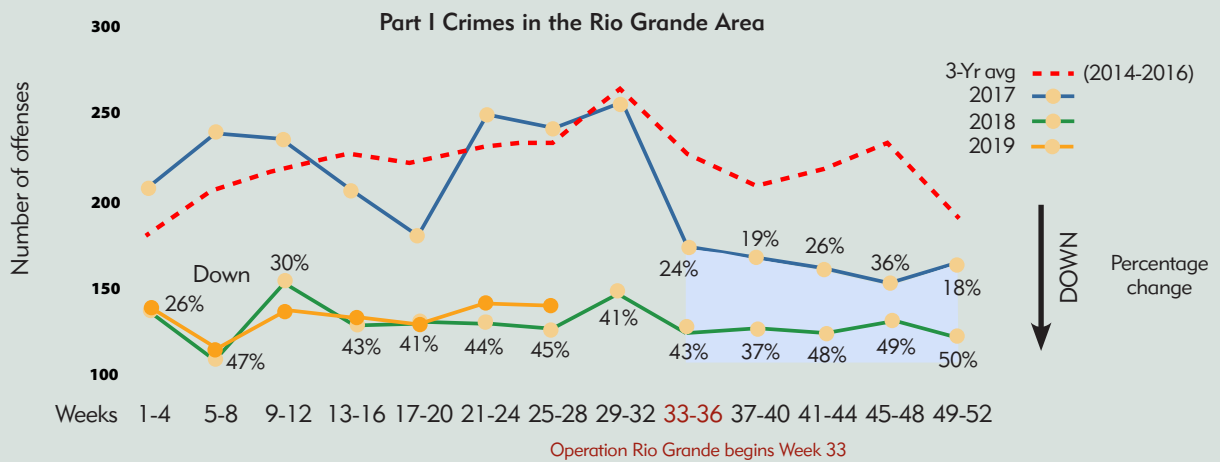
OPERATION RIO GRANDE

PHASE I TRACKING

Updated 8/13/2019

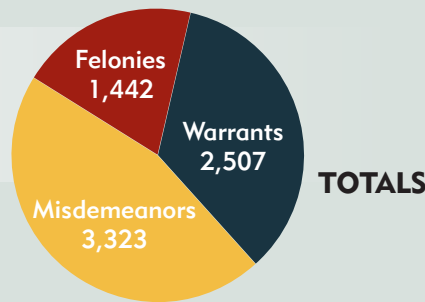
OVERALL OUTCOME: Improve public safety and order in the Rio Grande area.

MEASUREMENT: Part one offenses (serious/frequent crimes) — comparing the current year to a three-year average. The figures included in this graph are preliminary figures for general situational awareness and trend purposes only. Figures may change over time with crime classification and area boundaries.



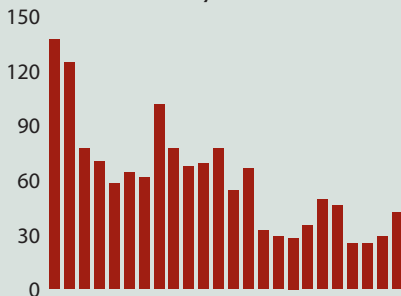
ADDITIONAL MEASUREMENTS

ARRESTS



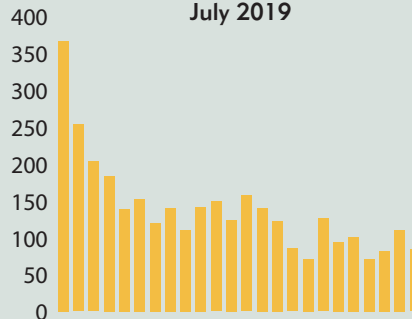
FELONIES

August 2017 through July 2019



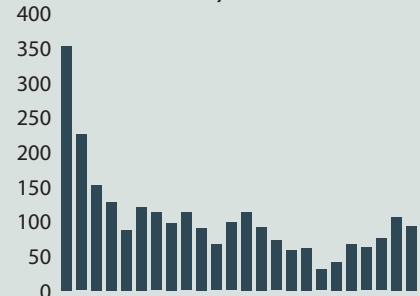
MISDEMEANORS

August 2017 through July 2019



WARRANTS

August 2017 through July 2019



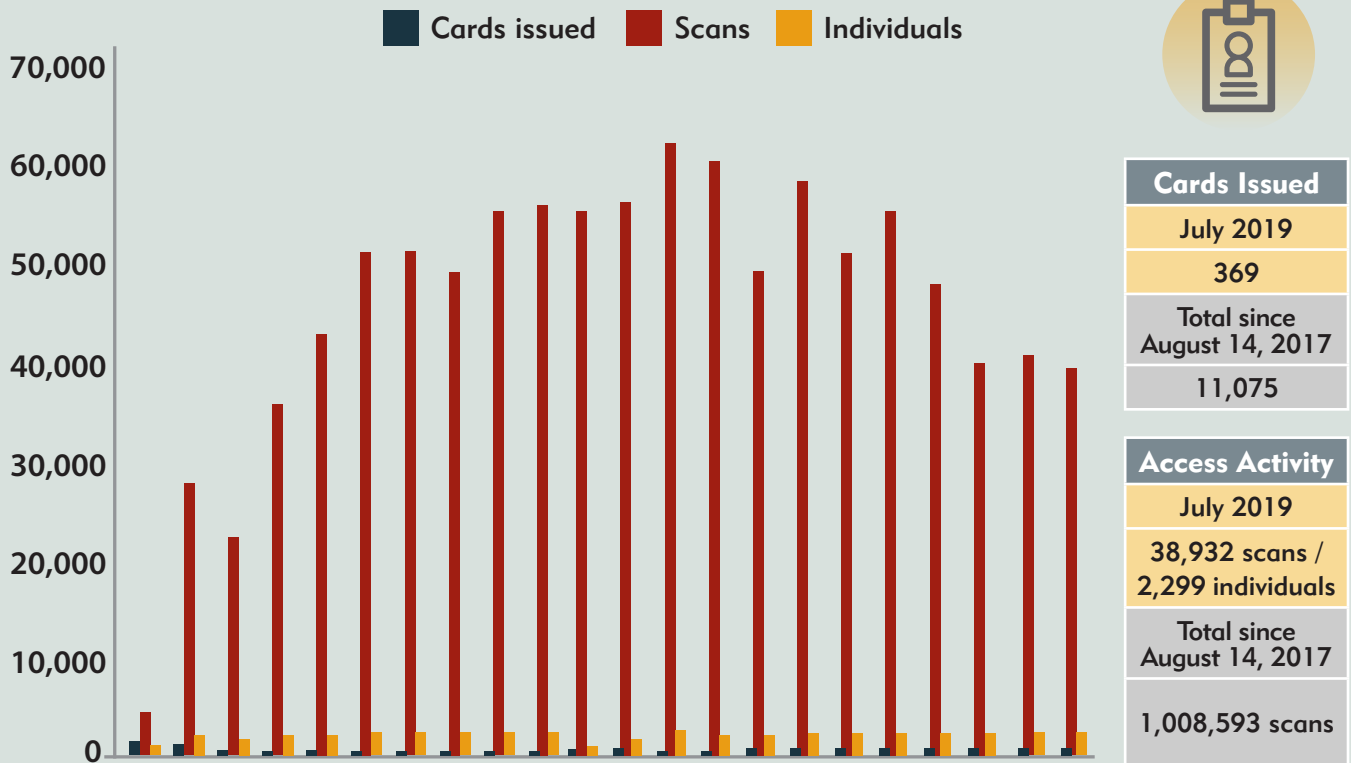
FOR MORE INFORMATION, VISIT WWW.OPERATIONRIOGRANDE.UTAH.GOV

OPERATION RIO GRANDE

PHASE I TRACKING

Updated 8/13/2019

SAFE SPACE ACTIVITIES – OCT 2017–JULY 2019



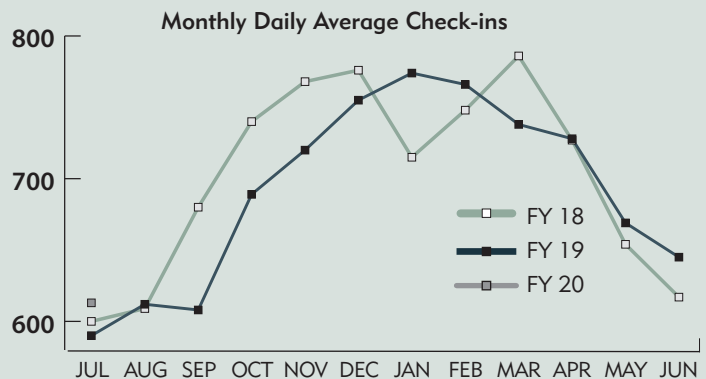
DOWNTOWN SHELTER



Average check-ins
July – Jun

693 FY19
701 FY18
721 FY17

FY = July through June



FOR MORE INFORMATION, VISIT WWW.OPERATIONRIOGRANDE.UTAH.GOV

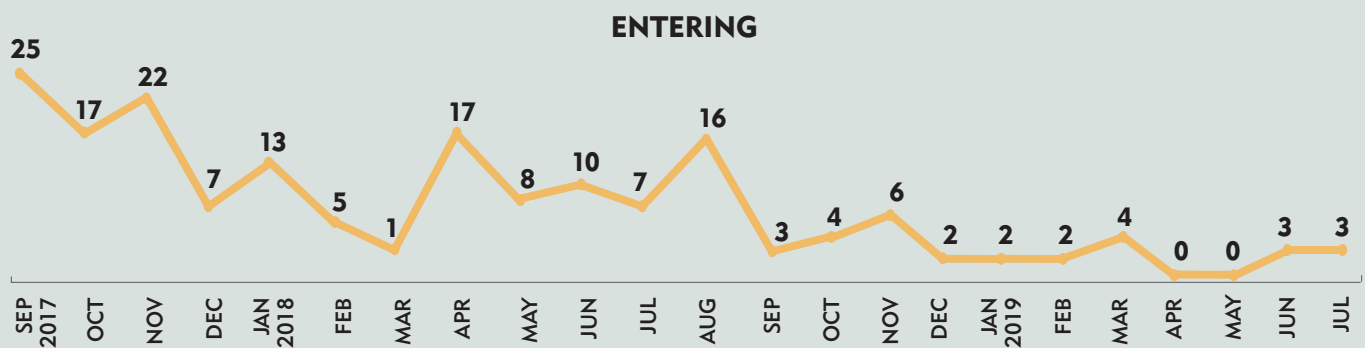
OPERATION RIO GRANDE

PHASE 2 TRACKING

Updated 8/13/2019

OVERALL OUTCOME: Support people struggling with mental illness & drug addiction so they can return to a path of self reliance.

MEASUREMENT: Number of individuals entering into treatment through the new drug court program as a result of Operation Rio Grande. The number is influenced by bed capacity and assessment activities.



ADDITIONAL MEASUREMENTS

BEDS ADDED

August 2017 through
July 2019



275

ASSESSMENTS

August 2017 through
July 2019



247

FOR MORE INFORMATION, VISIT WWW.OPERATIONRIOGRANDE.UTAH.GOV

OPERATION RIO GRANDE

PHASE 2 TRACKING

Updated 8/13/2019

DRUG COURT

Number of individuals who have pled into the program

150
TOTAL



TARGETED ADULT MEDICAID (TAM)

Enrollment by Subgroup

2,545
TOTAL
Salt Lake
County



4,489
TOTAL
Statewide

SOBER LIVING

Activity	July 2019	Total since Dec. 2017
Residential beds gained	67	417
Placements	75	533

BEDS GAINED



DEC 2017- JULY 2019

PLACEMENTS



DEC 2017- JULY 2019

FOR MORE INFORMATION, VISIT WWW.OPERATIONRIOGRANDE.UTAH.GOV

OPERATION RIO GRANDE

PHASE 3 TRACKING

Updated 8/13/2019

OVERALL OUTCOME: Prepare and connect individuals to income that supports housing.

MEASUREMENT: Number of individuals that become employed through Dignity of Work activities and continue their employment over a period of time.



246
Employed

Through July 2019
(Dignity of Work began
November 9, 2017)

ADDITIONAL MEASUREMENTS

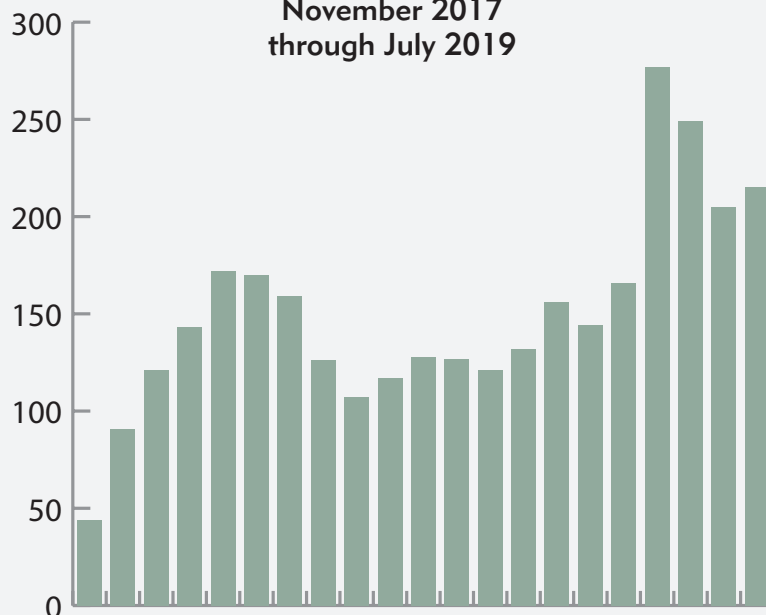


JOB SEEKER

Activity	July 2019
Employment Plans	215

Employment Plans

November 2017
through July 2019



FOR MORE INFORMATION, VISIT WWW.OPERATIONRIOGRANDE.UTAH.GOV

OPERATION RIO GRANDE

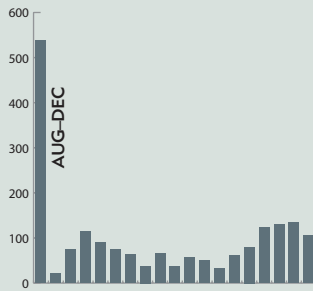
PHASE 3 TRACKING

Updated 8/13/2019

SHORT TERM HOUSING

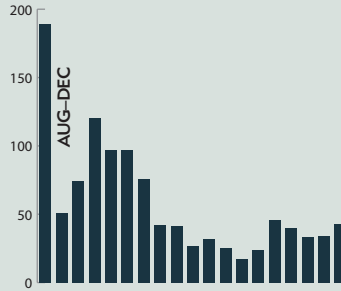
Referrals

August 2017 through June 2019



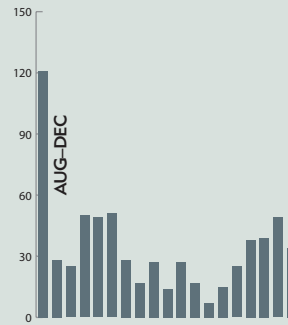
Case management

August 2017 through June 2019



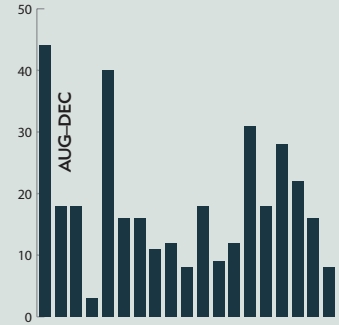
Diverted

August 2017 through June 2019



Housed

August 2017 through June 2019



HOUSING

*Short Term/Diversion (June 2019)			*Long Term Housing Support (May 2019)		
Measure	No. of Individuals	Total Since Aug. 14, 2017	Measure	No. of Individuals	Total Since Aug. 14, 2017
Referrals	105	1,892	Individuals served	12	962
Diverted from emergency shelter	34	661	Individuals housed	17	185
Housed	8	348			
Receiving housing case management	43				

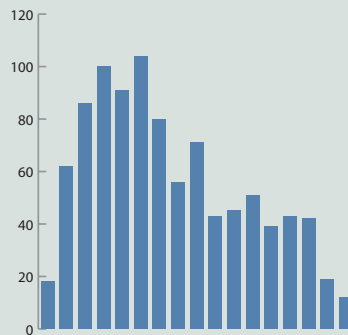
*Program funding ended June, 2019

LONG TERM HOUSING



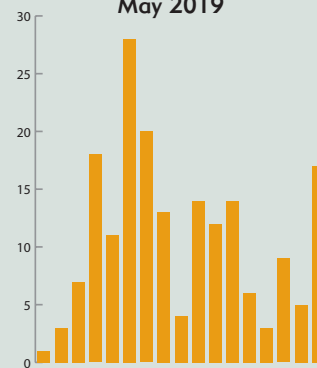
Individuals served

January through May 2019



Individuals housed

January through May 2019



FOR MORE INFORMATION, VISIT WWW.OPERATIONRIOGRANDE.UTAH.GOV