

Township Trustees of Schools

TOWNSHIP 38 NORTH, RANGE 12 EAST
www.lyonstto.net

BOARD OF SCHOOL TRUSTEES
Michael S. Thiessen, President
Michael Dickman, Trustee
Nicholas A. Kantas, Trustee

22 Calendar Ave. STE D
LaGrange, IL 60525
Phone 708-352-4480
Fax 708-352-4417

NOTICE

NOTICE OF A SPECIAL MEETING OF THE BOARD OF TRUSTEES OF THE LYONS TOWNSHIP SCHOOL TREASURER'S OFFICE

May 28, 2019 – 6:00 P.M.

The Board of Township Trustees of Schools, Range 38 North, Range 12 East, Illinois (Lyons Township) have called a special meeting to be held in the office of the School Treasurer located at 22 Calendar Court, Suite D., LaGrange, Illinois, on May 28, 2019 at 6:00 P.M.

AGENDA

1. Call to Order & Roll Call

2. Pledge of Allegiance

3. Public Comments

4. Review/Approval of Minutes

Board of School Trustees review and approval of the Lyons Township School Treasurer's minutes of:

1. April 8, 2019 – TTO Open Meeting
2. April 8, 2019 – TTO Closed Meeting
3. April 23, 2019 – TTO Re-Organization Meeting

5. Review the Lyons Township Treasurer's Financial Reports

Board of School Trustees discussion and review of the Lyons Township School Treasurer's financial statements for the following months as presented.

- April 2019

6. Review/Approval of Payables List

Board of School Trustees approval and ratification for the payment of expenses is requested for the Lyons Township School Treasurer's payables in the amount of :

- May 10, 2019 - \$ 4,820.50
- May 28, 2019 - \$ 121,551.07
- **Total \$ 126,371.57**

7. **Review School Districts Official Records**

Board of School Trustees discussion and review of the Lyons Township Schools and Coop's financial records for:

- March 2019
- April 2019

NEW BUSINESS:

8. **Lyons Township School Treasurer's Employee Insurance Benefits**

9. **FY19 Amended Budget**

10. **Quarterly Investment Report – March 31, 2019**

11. **Paper Bid FY20**

12. **Treasurer's Bond FY20**

13. **Review/Approval of Depositories**

OLD BUSINESS:

14. **IMRF Preliminary Contribution Rate (Calendar Year 2020)**

15. **West 40**

16. **Motion to suspend the Special Meeting for the purpose of entering closed session**

- *Illinois Open Meetings Act, (5 ILCS 120/2 (c)(11)*, "Litigation, when an action against, affecting or on behalf of the particular public body has been filed and is pending before a court or administrative tribunal, or when the public body finds that an action is probable or imminent, in which case the basis for the finding shall be recorded and entered into the minutes of the closed meeting."
- *Illinois Open Meetings Act, (5 ILCS 120/2 (c)(1)*, "Discussion on the appointment, employment, compensation, discipline, performance or dismissal of specific employees of the public body."


17. **Motion to reconvene the Special Meeting of the Board of Trustees**

18. **Action as a result of Closed Session**

19. **Adjournment**

Township of School Trustees
Special Meeting
May 28, 2019
6:00 P.M.

22 Calendar Court, Suite D
LaGrange, IL 60525



MEETING

Call to Order

Pledge of Allegiance

Public Comments

Review/Approval of Minutes

April 8, 2019 – TTO Open Meeting

April 8, 2019 – TTO Closed Meeting

April 23, 2019 – TTO Re-Organization Meeting

Review the Lyons Township Treasurer's Financial Reports

- April 2019

Lyons Township Trustee of Schools

Revenues-Expenditures by Function

Fiscal Year: 2018-2019

From Date: 4/1/2019

To Date: 4/30/2019

Subtotal by Collapse Mask
 Include pre encumbrance
 Print accounts with zero balance
 Filter Encumbrance Detail by Date Range
 Exclude Inactive Accounts with zero balance

Account Number	Description	GL Budget	Range To Date	YTD	Balance	Encumbrance	Budget Balance	% Bud
10.4.1940.0000.000.4001	PRORATA - CURRENT YEAR	(\$1,678,186.00)	\$0.00	\$0.00	(\$1,678,186.00)	\$0.00	(\$1,678,186.00)	100.00%
10.4.1940.0000.000.4002	PRORATA - IMMEDIATE PRIOR YEAR	(\$354,104.00)	\$0.00	(\$218,150.11)	(\$135,953.89)	\$0.00	(\$135,953.89)	38.39%
10.4.1940.0000.000.4003	PRORATA - PRIOR YEARS	(\$386,985.00)	\$0.00	\$0.00	(\$386,985.00)	\$0.00	(\$386,985.00)	100.00%
	FUNCTION: SERVICES PROVIDED TO OTHER DISTRICTS - 1940	(\$2,201,275.00)	\$0.00	(\$218,150.11)	(\$2,201,124.89)	\$0.00	(\$2,201,124.89)	90.98%
10.5.2520.1000.000.5001	SALARIES - TREASURER	\$140,000.00	\$11,666.66	\$116,666.60	\$23,333.40	\$0.00	\$23,333.40	16.67%
10.5.2520.1000.000.5002	SALARIES - OFFICE MANAGER	\$71,193.00	\$5,932.76	\$69,327.60	\$11,865.40	\$0.00	\$11,865.40	16.67%
10.5.2520.1000.000.5004	SALARIES - PAYROLL	\$60,000.00	\$5,000.00	\$60,000.00	\$10,000.00	\$0.00	\$10,000.00	16.67%
10.5.2520.1000.000.5008	SALARIES - PT RECORDS MANAGEME	\$10,815.00	\$2,867.04	\$10,977.04	(\$162.04)	\$0.00	(\$162.04)	-1.50%
10.5.2520.1000.000.5010	SALARIES - OVERTIME	\$2,000.00	\$0.00	\$0.00	\$2,000.00	\$0.00	\$2,000.00	100.00%
10.5.2520.1000.000.5011	SALARIES - DIR OF FINANCE AND	\$90,000.00	\$7,500.00	\$66,250.00	\$33,750.00	\$0.00	\$33,750.00	37.50%
10.5.2520.1000.000.5012	SALARIES - ACCOUNTANT	\$38,603.00	\$3,216.92	\$32,123.24	\$6,479.76	\$0.00	\$6,479.76	16.79%
10.5.2520.1000.000.5013	SALARIES - SR ACCOUNTANT	\$76,126.00	\$6,343.84	\$63,347.73	\$12,778.27	\$0.00	\$12,778.27	16.79%
10.5.2520.1000.000.5014	SALARIES - RECEPTION/BANKING	\$0.00	\$0.00	\$1,237.58	(\$1,237.58)	\$0.00	(\$1,237.58)	0.00%
10.5.2520.1000.000.5015	SALARIES - PT BUSINESS SERVICE	\$15,000.00	\$602.00	\$11,149.30	\$3,850.70	\$0.00	\$3,850.70	25.67%
10.5.2520.1000.000.5016	BENEFITS - IMRF	\$43,802.00	\$3,214.78	\$34,085.91	\$9,716.09	\$0.00	\$9,716.09	22.18%
10.5.2520.2130.000.0000	FICA	\$39,912.00	\$3,526.16	\$33,320.56	\$6,591.44	\$0.00	\$6,591.44	16.51%
10.5.2520.2140.000.0000	MEDICARE	\$9,334.00	\$779.23	\$824.65	\$1,540.77	\$0.00	\$1,540.77	16.51%
10.5.2520.2210.000.0000	LIFE INSURANCE	\$1,608.00	\$124.11	\$987.69	\$620.31	\$0.00	\$620.31	38.58%
10.5.2520.2220.000.0000	MEDICAL INSURANCE	\$127,393.00	\$9,189.84	\$79,873.09	\$47,519.91	\$0.00	\$47,519.91	37.30%
10.5.2520.2230.000.0000	DENTAL INSURANCE	\$7,994.00	\$753.26	\$5,503.60	\$2,490.40	\$0.00	\$2,490.40	31.15%
10.5.2520.3100.000.0000	VISION INSURANCE	\$1,076.00	\$0.00	\$720.21	\$355.79	\$0.00	\$355.79	33.07%
10.5.2520.3100.000.0000	CPA SERVICES	\$90,000.00	\$4,108.00	\$43,579.25	\$46,420.75	\$0.00	\$46,420.75	51.58%
10.5.2520.3100.000.0019	PROGRAMMING & TRAINING	\$3,000.00	\$0.00	\$0.00	\$3,000.00	\$0.00	\$3,000.00	100.00%
10.5.2520.3100.000.0023	PROF. & TECH. SERVICES - IT	\$13,000.00	\$1,050.00	\$5,460.50	\$7,539.50	\$0.00	\$7,539.50	58.00%
10.5.2520.3110.000.0000	EMPLOYEE ASSISTANCE SERVICES	\$2,500.00	\$0.00	\$1,875.00	\$625.00	\$0.00	\$625.00	25.00%
10.5.2520.3160.000.0000	ANNUAL I.V. LICENSE	\$124,000.00	\$0.00	\$119,739.00	\$4,261.00	\$0.00	\$4,261.00	3.44%
10.5.2520.3160.000.0027	SOFTWARE	\$9,000.00	\$4,361.00	\$8,710.87	\$289.13	\$0.00	\$289.13	3.21%
10.5.2520.3170.000.0000	AUDIT/FINANCIAL SERVICES	\$23,000.00	\$0.00	\$19,800.00	\$3,200.00	\$0.00	\$3,200.00	13.91%
10.5.2520.3180.000.0000	DEL GALDO LEGAL SERVICES	\$32,000.00	\$1,248.75	\$20,008.75	\$11,991.25	\$0.00	\$11,991.25	37.47%
10.5.2520.3180.000.0001	MILLER CANFIELD - LITIGATION	\$500,000.00	\$79,767.56	\$386,912.14	\$113,087.86	\$0.00	\$113,087.86	22.62%
10.5.2520.3190.000.0000	OTHER PROFESSIONAL AND TECHNIC	\$1,000.00	\$0.00	\$518.75	\$481.25	\$0.00	\$481.25	48.13%
10.5.2520.3200.000.0000	PROPERTY SERVICES	\$575.00	\$46.52	\$479.18	\$95.82	\$0.00	\$95.82	16.66%
10.5.2520.3200.000.0002	PROPERTY APPRAISAL	\$250.00	\$1,055.00	\$1,055.00	(\$805.00)	\$0.00	(\$805.00)	-322.00%
10.5.2520.3210.000.0000	SANITATION SERVICES	\$840.00	\$70.00	\$700.00	\$140.00	\$0.00	\$140.00	16.67%
10.5.2520.3220.000.0000	CLEANING SERVICES	\$5,100.00	\$425.00	\$4,250.00	\$850.00	\$0.00	\$850.00	16.67%
10.5.2520.3250.000.0000	RENTALS	\$51,000.00	\$4,154.00	\$42,071.00	\$8,929.00	\$0.00	\$8,929.00	17.51%
10.5.2520.3250.000.0003	COPIER & PRINTER LEASE	\$13,500.00	\$968.00	\$11,072.15	\$2,427.85	\$0.00	\$2,427.85	17.98%
10.5.2520.3250.000.0004	NEOPOST LEASE	\$2,004.00	\$0.00	\$1,503.00	\$501.00	\$0.00	\$501.00	25.00%
10.5.2520.3320.000.0000	TRAVEL	\$1,800.00	\$0.00	\$55.79	\$1,744.21	\$0.00	\$1,744.21	96.90%
10.5.2520.3330.000.0000	MEETING EXPENSE	\$1,200.00	\$0.00	\$631.82	\$568.18	\$0.00	\$568.18	47.35%
10.5.2520.3400.000.0000	TELEPHONE SERVICE	\$9,000.00	\$0.00	\$6,938.49	\$2,061.51	\$0.00	\$2,061.51	22.91%
10.5.2520.3400.000.0005	POSTAGE	\$500.00	\$105.00	\$304.97	\$195.03	\$0.00	\$195.03	39.01%
10.5.2520.3400.000.0006	DELIVERY SERVICES	\$0.00	\$11.00	\$75.35	(\$75.35)	\$0.00	(\$75.35)	0.00%
10.5.2520.3400.000.0008	INTERNET	\$2,700.00	\$0.00	\$2,069.65	\$630.35	\$0.00	\$630.35	23.35%
10.5.2520.3600.000.0000	PRINTING AND BINDING	\$16,500.00	\$0.00	\$18,930.91	(\$2,430.91)	\$0.00	(\$2,430.91)	-14.73%
10.5.2520.3800.000.0000	COBRA ADMINISTRATION	\$750.00	\$38.01	\$608.16	\$141.84	\$0.00	\$141.84	18.91%
10.5.2520.3800.000.0011	RETIREE/COBRA BENEFITS	\$15,844.00	\$594.37	\$12,111.45	\$3,732.55	\$0.00	\$3,732.55	23.58%
10.5.2520.3800.000.0013	COMMERCIAL PACKAGE	\$4,000.00	\$0.00	\$6,958.00	\$1,042.00	\$0.00	\$1,042.00	10.42%
10.5.2520.3800.000.0014	WORKERS COMPENSATION	\$10,000.00	(\$104.00)	\$3,106.00	\$694.00	\$0.00	\$694.00	22.35%
10.5.2520.3800.000.0015	COMMERCIAL UMBRELLA	\$20.00	\$0.00	\$0.00	\$20.00	\$0.00	\$20.00	100.00%

Lyons Township Trustee of Schools

Revenues-Expenditures by Function

Fiscal Year: 2018-2019

From Date: 4/1/2019 To Date: 4/30/2019

Subtotal by Collapse Mask Include pre encumbrance Print accounts with zero balance Filter Encumbrance Detail by Date Range
 Exclude Inactive Accounts with zero balance

Account Number	Description	GL Budget	Range To Date	YTD	Balance	Encumbrance	Budget Balance	% Bud
10.5.2520.3800.000.0016	PUBLIC OFFICIALS LIABILITY	\$15,000.00	\$0.00	\$0.00	\$15,000.00	\$0.00	\$15,000.00	100.00%
10.5.2520.3800.000.0017	CYBER LIABILITY	\$1,875.00	\$0.00	\$1,875.00	\$0.00	\$0.00	\$0.00	0.00%
10.5.2520.3800.000.2009	ILLINOIS DEPT OF EMPLOYMENT SE	\$16,550.00	\$0.00	\$2,877.00	\$13,673.00	\$0.00	\$13,673.00	82.62%
10.5.2520.4100.000.0000	OFFICE SUPPLIES	\$12,000.00	\$194.39	\$4,649.97	\$7,350.03	\$0.00	\$7,350.03	61.25%
10.5.2520.4100.000.0018	PAPER	\$500.00	\$0.00	\$261.18	\$238.82	\$0.00	\$238.82	47.76%
10.5.2520.4100.000.0024	ENVELOPES	\$1,100.00	\$0.00	\$1,094.37	\$5.63	\$0.00	\$5.63	0.51%
10.5.2520.4400.000.0000	PERIODICALS	\$500.00	\$0.00	\$337.00	\$163.00	\$0.00	\$163.00	32.60%
10.5.2520.4900.000.0020	CHECKS	\$1,500.00	\$0.00	\$1,656.83	(\$156.83)	\$0.00	(\$156.83)	-10.46%
10.5.2520.5500.000.0000	CAPITALIZED EQUIPMENT	\$6,000.00	\$2,298.99	\$3,170.23	\$2,829.77	\$0.00	\$2,829.77	47.16%
10.5.2520.6400.000.0000	DUES AND FEES	\$3,500.00	\$0.00	\$2,208.70	\$1,291.30	\$0.00	\$1,291.30	36.89%
	FUNCTION: FISCAL SERVICES - 2520	\$1,726,464.00	\$161,253.41	\$1,303,018.84	\$423,445.16	\$0.00	\$423,445.16	24.53%
	Grand Total:	(\$692,811.00)	\$161,253.41	\$1,084,868.73	(\$1,777,679.73)	\$0.00	(\$1,777,679.73)	256.59%

End of Report

Review/Approval of Payables List


- May 10, 2019 - \$4,820.50
 - May 28, 2019 - \$121,551.07
- **Total Amount - \$126,371.57**

LYONS TOWNSHIP TRUSTEE OF SCHOOLS VOUCHER

Voucher No: 1099

Voucher Date: 05/10/2019

Prepared By:


Printed: 05/10/2019 04:39:19 PM

LYONS TOWNSHIP TRUSTEE OF SCHOOLS is hereby authorized to draw warrants against LYONS TOWNSHIP TRUSTEE OF SCHOOLS funds for the sum of \$4,820.50 on account of obligations incurred for value received in services and for materials as shown below for period July 1, 2018 to June 30, 2019 (period cannot overlap fiscal year end.)

I certify that this claim is just and correct, and the services and/or materials herein represented have been received during the period listed above. All items are properly coded and not in excess of the budget.



Michael S. Thiessen Board President

Michael Dickman Trustee

Nicholas A. Kantas Trustee

LYONS TOWNSHIP TRUSTEE OF SCHOOLS

Fund		Amount
10	EDUCATION	\$4,820.50
		<hr/>
		\$4,820.50

Lyons Township Trustee of Schools

Voucher Batch Number: 1099 05/10/2019

Voucher Detail Listing

Fiscal Year: 2018-2019

Vendor Remit Name
Description

ACCURATE OFFICE SUPPLY CO.

Check Group:

OFFICE SUPPLIES

\$13.00

Check #: 0

PO/Invoice Total: \$13.00

Vendor Total: \$13.00

ADT SECURITY SERVICES

Check Group:

05/03/19 - 06/02/2019

\$46.52

Check #: 0

PO/Invoice Total: \$46.52

Vendor Total: \$46.52

COMCAST

Check Group:

04/16/2019 - 05/15/2019

\$236.85

Check #: 0

PO/Invoice Total: \$236.85

Vendor Total: \$236.85

De Lage Landen Financial Services, Inc.

Check Group:

Samsung - 04/15/2019 - 05/14/2019

\$968.00

Check #: 0

PO/Invoice Total: \$968.00

Vendor Total: \$968.00

FIRST COMMUNICATIONS

Check Group:

Printed: 05/10/2019 4:39:22 PM

Report: rptAPVoucherDetail

2019.1.10

Page: 1

Lyons Township Trustee of Schools

Voucher Batch Number: 1099 05/10/2019

Voucher Detail Listing

Fiscal Year: 2018-2019
 Vendor Remit Name
 Description

Vendor #	QTY	PO No.	Invoice Date	Account	Amount
1	0		117584476	10.5.2520.3400.0000.0000	\$687.73
			5/10/2019	TELEPHONE SERVICE	

Check #: 0

PO/Invoice Total: \$687.73
 Vendor Total: \$687.73

FIRST NATIONAL BANK OF LAGRANGE

1000078

Check Group:

Amazon - Office Supplies

1	0		April 2019	10.5.2520.4100.0000.0000	\$15.62
			5/10/2019	OFFICE SUPPLIES	

Google Apps - April 2019

1	0		April 2019	10.5.2520.3160.0000.0027	\$170.00
			5/10/2019	SOFTWARE	

Amazon - Office Supplies

1	0		April 2019	10.5.2520.4100.0000.0000	\$9.99
			5/10/2019	OFFICE SUPPLIES	

GoDaddy Renewal

1	0		April 2019	10.5.2520.3160.0000.0027	\$59.51
			5/10/2019	SOFTWARE	

Amazon - Office Supplies

1	0		April 2019	10.5.2520.4100.0000.0000	\$9.98
			5/10/2019	OFFICE SUPPLIES	

Check #: 0

PO/Invoice Total: \$265.10
 Vendor Total: \$265.10

HINKLEY SPRINGS

1000092

Check Group:

April 2019

1	0		05/04/2019	10.5.2520.4100.0000.0000	\$62.71
			5/10/2019	OFFICE SUPPLIES	

May 2019

1	0		05/04/2019	10.5.2520.4100.0000.0000	\$40.52
			5/10/2019	OFFICE SUPPLIES	

Check #: 0

PO/Invoice Total: \$103.23
 Vendor Total: \$103.23

ILL Dept of Employment Security

Lyons Township Trustee of Schools

Voucher Batch Number: 1099 05/10/2019

Voucher Detail Listing

Fiscal Year: 2018-2019

Vendor Remit Name
Description

Vendor #	QTY	PO No.	Invoice Invoice Date	Account	Amount
Check Group:					
	1	0	Quarter 1 - 2019 5/10/2019	10.5.2520.3800.000.2009 ILLINOIS DEPT OF EMPLOYMENT SECURITY	\$685.00
				Check #: 0	
				PO/InvoiceTotal:	\$685.00
				Vendor Total:	\$685.00
MAILFINANCE					
	1	0	N7680529 5/10/2019	10.5.2520.3250.000.0004 NEOPOST LEASE	\$501.00
				Check #: 0	
				PO/InvoiceTotal:	\$501.00
				Vendor Total:	\$501.00
TASC					
	1	0	April 2019 5/10/2019	10.5.2520.3800.000.0000 COBRA ADMINISTRATION	\$38.01
	1	0	March 2019 5/10/2019	10.5.2520.3800.000.0000 COBRA ADMINISTRATION	\$38.01
				Check #: 0	
				PO/InvoiceTotal:	\$76.02
				Vendor Total:	\$76.02
UNITED HEALTHCARE INSURANCE COMPANY					
	1	0	May 2019 5/10/2019	10.5.2520.2341.000.0000 VISION INSURANCE	\$96.52
	1	0	May 2019 5/10/2019	10.5.2520.3800.000.0011 RETIREE/COBRA BENEFITS	\$42.28
				Check #: 0	
				PO/InvoiceTotal:	\$138.80

Lyons Township Trustee of Schools

Voucher Batch Number: 1099 05/10/2019

Voucher Detail Listing

Fiscal Year: 2018-2019

Vendor Remit Name Description

Vendor #	QTY	PO No.	Invoice Invoice Date	Account	Amount
VERITIV					
Check Group: Paper Stock					
1	0		510-61920673 5/10/2019	10.5.2520.4100.000.0018 PAPER Check #: 0	\$142.50
					Vendor Total: \$138.80
PO/InvoiceTotal: \$142.50					
Vendor Total: \$142.50					
Vision 96, LLC					
Check Group: IT Services - April 2019					
1	0		3340 5/10/2019	10.5.2520.3100.000.0023 PROF. & TECH. SERVICES - IT Check #: 0	\$531.75
					Vendor Total: \$531.75
PO/InvoiceTotal: \$531.75					
Vendor Total: \$531.75					
WIPE N' KLEEN					
Check Group: May 2019					
1	0		May 2019 5/10/2019	10.5.2520.3220.000.0000 CLEANING SERVICES Check #: 0	\$425.00
					Vendor Total: \$425.00
PO/InvoiceTotal: \$425.00					
Vendor Total: \$425.00					
Grand Total: \$4,820.50					


End of Report

LYONS TOWNSHIP TRUSTEE OF SCHOOLS VOUCHER

Voucher No: 1104

Voucher Date: 05/28/2019

Prepared By:


Printed: 05/23/2019 04:42:45 PM

LYONS TOWNSHIP TRUSTEE OF SCHOOLS is hereby authorized to draw warrants against LYONS TOWNSHIP TRUSTEE OF SCHOOLS funds for the sum of \$121,551.07 on account of obligations incurred for value received in services and for materials as shown below for period July 1, 2018 to June 30, 2019 (period cannot overlap fiscal year end.)

I certify that this claim is just and correct, and the services and/or materials herein represented have been received during the period listed above. All items are properly coded and not in excess of the budget.



Michael S. Thiessen Board President

Michael Dickman Trustee

Nicholas A. Kantas Trustee

LYONS TOWNSHIP TRUSTEE OF SCHOOLS

Fund		Amount
10	EDUCATION	\$121,551.07
		\$121,551.07

Lyons Township Trustee of Schools

Voucher Batch Number: 1104 05/28/2019

Voucher Detail Listing

Fiscal Year: 2018-2019

Vendor Remit Name
Description

Amount

Account

Invoice
Invoice Date

PO No.

QTY

Vendor #

Check Group:

Check #:

PO/InvoiceTotal:

Vendor Total:

1000021

ADT SECURITY SERVICES

Check Group:

06/03/19 - 07/02/19

703259733

5/28/2019

1 0

10.5.2520.3200.000.0000

PROPERTY SERVICES

\$49.16

Check #: 0

PO/InvoiceTotal:

\$49.16

Vendor Total: \$49.16

1000050

COMCAST

Check Group:

05/16/2019 - 06/15/2019

May 2019

5/28/2019

1 0

10.5.2520.3400.000.0008

INTERNET

\$236.85

Check #: 0

PO/InvoiceTotal:

\$236.85

Vendor Total: \$236.85

CONNOR & GALLAGHER INSURANCE SERVICES

Check Group:

19-20 Public Official Bond

36215

5/28/2019

1 0

10.5.2520.3800.000.0016

PUBLIC OFFICIALS LIABILITY

\$15,000.00

Check #: 0

PO/InvoiceTotal:

\$15,000.00

Vendor Total: \$15,000.00

DEL GALDO LAW GROUP, LLC

Check Group:

Legal Services - March 2019

22410

5/28/2019

1 0

10.5.2520.3180.000.0000

DEL GALDO LEGAL SERVICES

\$1,526.25

Check #: 0

PO/InvoiceTotal:

\$1,526.25

Vendor Total: \$1,526.25

1000078

FIRST NATIONAL BANK OF LAGRANGE

Check Group:

Lyons Township Trustee of Schools

Voucher Batch Number: 1104 05/28/2019

Voucher Detail Listing

Fiscal Year: 2018-2019

Vendor Remit Name Description

Vendor #	QTY	PO No.	Invoice Invoice Date	Account	Amount
	1	0	May 2019	10.5.2520.3400.000.00005	\$20.90
			5/28/2019	POSTAGE	
	1	0	May 2019	10.5.2520.4100.000.00000	\$37.82
			5/28/2019	OFFICE SUPPLIES	
	1	0	May 2019	10.5.2520.4100.000.00000	\$24.99
			5/28/2019	OFFICE SUPPLIES	
	1	0	May 2019	10.5.2520.4100.000.00000	\$61.58
			5/28/2019	OFFICE SUPPLIES	
	1	0	May 2019	10.5.2520.4100.000.00000	\$51.21
			5/28/2019	OFFICE SUPPLIES	
	1	0	May 2019	10.5.2520.4100.000.00000	\$46.99
			5/28/2019	OFFICE SUPPLIES	
	1	0	May 2019	10.5.2520.4100.000.00000	\$7.50
			5/28/2019	OFFICE SUPPLIES	
	1	0	May 2019	10.5.2520.4100.000.00000	\$14.99
			5/28/2019	OFFICE SUPPLIES	
	1	0	May 2019	10.5.2520.3160.000.0027	\$170.00
			5/28/2019	SOFTWARE	
	1	0	May 2019	10.5.2520.6400.000.00000	\$6.65
			5/28/2019	DUES AND FEES	
				Check #: 0	
				PO/Invoice Total:	\$442.63
				Vendor Total:	\$442.63
				Check #: 0	
	1	0	270963	10.5.2520.6400.000.00000	\$500.00
			5/28/2019	DUES AND FEES	
				Check #: 0	
				PO/Invoice Total:	\$500.00
				Vendor Total:	\$500.00

ILLINOIS ASSOC. OF SCHOOL BOARDS

Check Group:

Annual Dues and Fees

1000094

Lyons Township Trustee of Schools

Voucher Batch Number: 1104 05/28/2019

Voucher Detail Listing

Fiscal Year: 2018-2019

Vendor Remit Name Description

KELLY BRADSHAW

Vendor #	QTY	PO No.	Invoice Invoice Date	Account	Amount
1000114					
Check Group:					
03/01/2019 - 03/31/2019	1	0	85	10.5.2520.3100.000.0000 CPA SERVICES	\$5,590.00
04/01/2019 - 04/30/2019	1	0	April 2019 5/28/2019	10.5.2520.3100.000.0000 CPA SERVICES	\$5,947.50
				Check #: 0	
				PO/InvoiceTotal:	\$11,537.50
				Vendor Total:	\$11,537.50
LYONS TOWNSHIP ELEMENTARY SCHOOL DIST.					
1000132					
Check Group:					
M - June 2019	1	0	June 2019 5/28/2019	10.2.0481.0000.000.9944 HEALTH INSURANCE PAYABLE-ER	\$8,950.06
M - June 2019	1	0	June 2019 5/28/2019	10.5.2520.3800.000.0011 RETIREE/COBRA BENEFITS	\$2,222.48
L - June 2019	1	0	June 2019 5/28/2019	10.5.2520.2210.000.0000 LIFE INSURANCE	\$114.26
L - June 2019	1	0	June 2019 5/28/2019	10.5.2520.3800.000.0011 RETIREE/COBRA BENEFITS	\$75.35
M -May 2019	1	0	May 2019 5/28/2019	10.2.0481.0000.000.9944 HEALTH INSURANCE PAYABLE-ER	\$8,950.06
M -May 2019	1	0	May 2019 5/28/2019	10.5.2520.3800.000.0011 RETIREE/COBRA BENEFITS	\$2,222.48
L -May 2019	1	0	May 2019 5/28/2019	10.5.2520.2210.000.0000 LIFE INSURANCE	\$114.26
L -May 2019	1	0	May 2019 5/28/2019	10.5.2520.3800.000.0011 RETIREE/COBRA BENEFITS	\$75.35
				Check #: 0	
				PO/InvoiceTotal:	\$22,724.30
				Vendor Total:	\$22,724.30

Lyons Township Trustee of Schools

Voucher Batch Number: 1104 05/28/2019

Voucher Detail Listing

Fiscal Year: 2018-2019
 Vendor Remit Name Description

Amount

Account

Invoice Date

PO No.

QTY

Vendor #

LYONS TOWNSHIP EMPLOYEE DENTAL COOP 1000133

Check Group:

Check Group:	QTY	PO No.	Invoice Date	Account	Amount
D - June 2019	1	0	June 2019 5/28/2019	10.5.2520.2230.000.0000 DENTAL INSURANCE	\$593.90
D - June 2019	1	0	June 2019 5/28/2019	10.5.2520.3800.000.0011 RETIREE/COBRA BENEFITS	\$130.62
D - May 2019	1	0	May 2019 5/28/2019	10.5.2520.2230.000.0000 DENTAL INSURANCE	\$593.90
D - May 2019	1	0	May 2019 5/28/2019	10.5.2520.3800.000.0011 RETIREE/COBRA BENEFITS	\$130.62

Check #: 0

PO/InvoiceTotal: \$1,449.04

Vendor Total: \$1,449.04

MILLER CANFIELD PADDOCK & STONE, P.L.C 1000117

Check Group:

Check Group:	QTY	PO No.	Invoice Date	Account	Amount
D204 Litigation - March 2019	1	0	1433491 5/28/2019	10.5.2520.3180.000.0001 MILLER CANFIELD - LITIGATION	\$1,321.63
D204 Post 2012 Pro-Rata - March 2019	1	0	1433491 5/28/2019	10.5.2520.3180.000.0001 MILLER CANFIELD - LITIGATION	\$14,724.76

Check #: 0

PO/InvoiceTotal: \$16,046.39

Vendor Total: \$16,046.39

MILLER COOPER & CO., LTD 1000147

Check Group:

Check Group:	QTY	PO No.	Invoice Date	Account	Amount
FY14 - FY17 Audit Request information	1	0	195056 5/28/2019	10.5.2520.3170.000.0000 AUDIT/FINANCIAL SERVICES	\$539.00

Check #: 0

PO/InvoiceTotal: \$539.00

Vendor Total: \$539.00

Perspectives LTD.

Lyons Township Trustee of Schools

Voucher Batch Number: 1104 05/28/2019

Voucher Detail Listing

Fiscal Year: 2018-2019

Vendor Remit Name
Description

Check Group:	Vendor #	QTY	PO No.	Invoice Date	Account	Amount
Quarterly Invoice - 05/01/2019 - 07/31/2019						
	1 0			92311 5/28/2019	10.5.2520.3110.000.0000 EMPLOYEE ASSISTANCE SERVICES	\$625.00
					Check #: 0	
					PO/Invoice Total:	\$625.00
					Vendor Total:	\$625.00
RRP HOLDINGS, LLC						
Check Group:						
Garbage - June 2019	1 0			June 2019 5/28/2019	10.5.2520.3210.000.0000 SANITATION SERVICES	\$70.00
Rent - June 2019	1 0			June 2019 5/28/2019	10.5.2520.3250.000.0000 RENTALS	\$4,154.00
					Check #: 0	
					PO/Invoice Total:	\$4,224.00
					Vendor Total:	\$4,224.00
STAPLETON & ASSOCIATES						
Check Group:						
IT Services	1 0			10149 5/28/2019	10.5.2520.3100.000.0023 PROF. & TECH. SERVICES - IT	\$338.50
					Check #: 0	
					PO/Invoice Total:	\$338.50
					Vendor Total:	\$338.50
TASC						
Check Group:						
05/01/2019 - 05/30/2019	1 0			May 2019 5/28/2019	10.5.2520.3800.000.0000 COBRA ADMINISTRATION	\$38.01
					Check #: 0	
					PO/Invoice Total:	\$38.01
					Vendor Total:	\$38.01

Lyons Township Trustee of Schools

Voucher Batch Number: 1104 05/28/2019

Voucher Detail Listing

Fiscal Year: 2018-2019

Vendor Remit Name
Description

Vendor #	QTY	PO No.	Invoice Invoice Date	Account	Amount
Check Group:					
	1	0	March 2019	10.5.2520.3180.000.0001	\$39,296.30
			5/28/2019	MILLER CANFIELD - LITIGATION	
	1	0	March 2019	10.5.2520.3180.000.0001	\$4,781.25
			5/28/2019	MILLER CANFIELD - LITIGATION	
Check #: 0					
PO/InvoiceTotal:					\$44,077.55
Vendor Total:					\$44,077.55
UNITED HEALTHCARE INSURANCE COMPANY 1000202					
Check Group:					
	1	0	June 2019	10.5.2520.2341.000.0000	\$89.69
			5/28/2019	VISION INSURANCE	
	1	0	June 2019	10.5.2520.3800.000.0011	\$42.28
			5/28/2019	RETIREE/COBRA BENEFITS	
Check #: 0					
PO/InvoiceTotal:					\$131.97
Vendor Total:					\$131.97
Vision 96, LLC					
Check Group:					
	1	0	3360	10.5.2520.3100.000.0023	\$1,000.00
			5/28/2019	PROF. & TECH. SERVICES - IT	
	1	0	3360	10.5.2520.4100.000.0000	\$639.92
			5/28/2019	OFFICE SUPPLIES	
Check #: 0					
PO/InvoiceTotal:					\$1,639.92
Vendor Total:					\$1,639.92
WIPE N' KLEEN					
Check Group:					
	1	0	June 2019	10.5.2520.3220.000.0000	\$425.00
			5/28/2019	CLEANING SERVICES	

Lyons Township Trustee of Schools

Voucher Detail Listing

Fiscal Year: 2018-2019

Vendor Remit Name
Description

Voucher Batch Number: 1104

05/28/2019

Vendor #	QTY	PO No.	Invoice Invoice Date	Account	Amount
Check #: 0					
PO/Invoice Total:					\$425.00
Vendor Total:					\$425.00
Grand Total:					\$121,551.07

End of Report

Review School Districts Official Records

- March 2019
- April 2019

Lyons Township School Treasurer's Office
 District Operations Report
 March 2019

District	Beginning FY19 Fund Balance	Beginning FY19 fund balance adjustments	Revenues	Beg. Balance + Revenues	Disbursements	Ending FY19 Fund Balance	% of Total Ending Fund Balance
995	242,435.83		136,663.40	379,099.23	141,994.51	237,104.72	0.09%
999	804,769.45		5,244,876.44	6,049,645.89	5,631,523.10	418,122.79	0.15%
101	10,031,198.70		18,034,905.05	28,066,103.75	13,291,756.04	14,774,347.71	5.47%
102	8,511,063.67		40,411,349.45	48,922,413.12	28,657,188.79	20,265,224.33	7.50%
103	12,774,199.15		30,141,437.62	42,915,636.77	26,873,767.10	16,041,869.67	5.94%
104	11,264,811.99		27,076,214.46	38,341,026.45	21,822,524.96	16,518,501.49	6.12%
105	16,467,035.97		23,706,698.20	40,173,734.17	18,476,346.82	21,697,387.35	8.03%
106	12,067,764.44		13,397,031.30	25,464,795.74	9,449,499.81	16,015,295.93	5.93%
106.5	1,559,655.42		6,180,710.42	7,740,365.84	6,896,951.69	843,414.15	0.31%
106.7	9,261.88		0.00	9,261.88	0.00	9,261.88	0.00%
107	13,721,883.36		14,562,434.27	28,284,317.63	10,659,741.78	17,624,575.85	6.53%
108	5,984,829.32		5,880,486.16	11,865,315.48	4,696,220.47	7,169,095.01	2.65%
109	29,249,565.48		31,925,886.71	61,175,452.19	28,779,783.04	32,395,669.15	11.99%
204	40,628,517.83		74,393,128.23	115,021,646.06	54,013,872.67	61,007,773.39	22.59%
2045	3,638,294.52		21,055,703.23	24,693,997.75	15,625,609.00	9,068,388.75	3.36%
217	27,210,053.43		35,466,680.51	62,676,733.94	26,659,084.80	36,017,649.14	13.33%
TOTAL	198,552,285.54	0.00	347,614,205.45	541,779,545.89	271,675,864.58	270,103,681.31	100.00%

Lyons Township School Treasurer's Office
District Operations Report
April 2019

District	Beginning FY19 Fund Balance	Beginning FY19 fund balance adjustments	Revenues	Beg. Balance + Revenues	Disbursements	Ending FY19 Fund Balance	% of Total Ending Fund Balance
995	242,435.83		153,776.64	396,212.47	159,573.80	236,638.67	0.09%
999	804,769.45		5,839,022.65	6,643,792.10	6,323,008.90	320,783.20	0.12%
101	10,031,198.70		18,475,525.77	28,506,724.47	14,723,001.51	13,783,722.96	5.32%
102	8,511,063.67		41,853,591.82	50,364,655.49	31,780,319.54	18,584,335.95	7.18%
103	12,774,199.15		32,438,833.01	45,213,032.16	29,552,587.29	15,660,444.87	6.05%
104	11,264,811.99		29,307,923.47	40,572,735.46	24,066,722.71	16,506,012.75	6.38%
105	16,467,035.97		24,466,823.19	40,933,859.16	20,341,424.54	20,592,434.62	7.95%
106	12,067,764.44		13,826,064.13	25,893,828.57	10,382,882.30	15,510,946.27	5.99%
106.5	1,559,655.42		6,808,849.48	8,368,504.90	7,767,377.57	601,127.33	0.23%
106.7	9,261.88		43.69	9,305.57	0.00	9,305.57	0.00%
107	13,721,883.36		15,055,810.16	28,777,693.52	11,677,052.77	17,100,640.75	6.61%
108	5,984,829.32		6,256,937.40	12,241,766.72	5,243,563.48	6,998,203.24	2.70%
109	29,249,565.48		35,108,949.76	64,358,515.24	31,412,508.96	32,946,006.28	12.73%
204	40,628,517.83		77,126,922.80	117,755,440.63	60,132,606.25	57,622,834.38	22.26%
2045	3,638,294.52		21,344,525.17	24,982,819.69	17,944,001.30	7,038,818.39	2.72%
217	27,210,053.43		37,433,071.32	64,643,124.75	29,272,142.33	35,370,982.42	13.66%
TOTAL	198,552,285.54	0.00	365,496,670.46	559,662,010.90	300,778,773.25	258,883,237.65	100.00%


Lyons Township School Treasurer's Employee Insurance Benefits

Township Trustees of Schools

TOWNSHIP 38 NORTH, RANGE 12 EAST
www.lyonstto.net

BOARD OF SCHOOL TRUSTEES
Michael S. Thiessen, President
Michael Dickman, Trustee
Nicholas A. Kantas, Trustee

22 Calendar Ave, STE D
LaGrange, IL 60525
Phone 708-352-4480
Fax 708-352-4417

DATE: May 24, 2019
TO: Board of School Trustees
FROM: Kenneth T. Getty, MBA, CSBO 
SUBJECT: Lyons Township School Treasurer's Employee Insurance Benefits

Due to the dissolution of the Lyons Township Elementary School District Employee Benefit Cooperative that is effective June 30, 2019, the Lyons Township Treasurer's Office will need to secure medical, life, and dental benefits for its full-time staff.

The LTTO received quotes for employee benefits from two separate insurance brokers, Alera Group and Miller Insurance Services, for fiscal year 2020. Miller Insurance Services was able to secure insurance benefits the most similar to the LTTO's current benefit plans and with a lower total premiums cost. Alera Group was able to secure quotes with competitive pricing, but the life insurance benefits would have been greatly reduced.

I am recommending that the LTTO accept the proposal provided by Miller Insurance Services for employee medical, life, vision and dental benefits.


FY19 Amended Budget

Township Trustees of Schools

TOWNSHIP 38 NORTH, RANGE 12 EAST
www.lyonstto.net

BOARD OF SCHOOL TRUSTEES
Michael S. Thiessen, President
Michael Dickman, Trustee
Nicholas A. Kantas, Trustee

22 Calendar Ave. STE D
LaGrange, IL 60525
Phone 708-352-4480
Fax 708-352-4417

DATE: May 22, 2019
TO: Board of School Trustees
FROM: Kenneth T. Getty, MBA, CSBO 
SUBJECT: FY19 Proposed Amended Budget

Attached is a proposed amended budget for FY19 that reduces the Lyons Township Treasurer's Office's total budget amount by \$79,260. This proposed amended budget used the FY18 pro-rata billing expenditures as a baseline instead of the FY18 budgeted figures, which is a more accurate reflection of the FY19 expenditures.

	ACCOUNT NAME	PROPOSED AMENDED BUDGET 2019	APPROVED BUDGET 2019	Adjusted
Education Fund Revenues				
	Pro-rata Current Year	\$1,608,192	\$1,678,186	-\$69,994
	Pro-rata Immediate Prior Year	\$354,104	\$354,104	\$0
	Pro-rata Prior Years	\$386,985	\$386,985	\$0
	Other Local Revenues	\$0	\$0	\$0
10	<i>Education Fund</i>	\$2,349,281	\$2,419,275	-\$69,994
Education Fund Expenditures				
	Salary-Treasurer	\$140,000	\$140,000	\$0
	Office Manager	\$71,193	\$71,193	\$0
	Salary-Payroll / Accounts Receivable	\$60,000	\$60,000	\$0
	Salary-Financial Service Specialist	\$0	\$0	\$0
	Salary-Records Management	\$17,000	\$10,815	\$6,185
	Salary-Overtime	\$0	\$2,000	-\$2,000
	Salary-CFO / Dir. of Operations	\$75,000	\$90,000	-\$15,000
	Salary-Accountant	\$38,603	\$38,603	\$0
	Salary-Senior Accountant	\$76,126	\$76,126	\$0
	Salary-Reception / Banking	\$1,250	\$0	\$1,250
	PT-Business Services	\$15,000	\$15,000	\$0
	1000 Series Total	\$494,172	\$503,737	-\$9,565
	IMRF	\$43,802	\$43,802	\$0
	FICA	\$39,912	\$39,912	\$0
	Medicare	\$9,334	\$9,334	\$0
	Retiree/COBRA Benefits	\$15,000	\$15,844	-\$844
	IDES	\$5,000	\$16,550	-\$11,550
	Life Insurance	\$1,350	\$1,608	-\$258
	Medical Insurance	\$100,000	\$127,393	-\$27,393
	Dental Insurance	\$7,500	\$7,994	-\$494
	Vision Insurance	\$1,000	\$1,076	-\$76
	2000 Series Total	\$222,898	\$263,513	-\$40,615
	CPA Services	\$65,000	\$90,000	-\$25,000
	Programming & Training	\$0	\$3,000	-\$3,000
	Prof & Tech Services - IT	\$13,000	\$13,000	\$0

	ACCOUNT NAME	PROPOSED AMENDED BUDGET 2019	APPROVED BUDGET 2019	Adjusted
10.5.2520.3110.000.0000	Employee Assistance Services	\$2,500	\$2,500	\$0
10.5.2520.3160.000.0000	Annual I.V. License	\$120,000	\$124,000	-\$4,000
10.5.2520.3160.000.0027	Software	\$12,000	\$9,000	\$3,000
10.5.2520.3170.000.0000	Audit/Financial Services	\$24,000	\$23,000	\$1,000
10.5.2520.3180.000.0000	Legal Services-General	\$26,000	\$32,000	-\$6,000
10.5.2520.3180.000.0001	Legal Service-Litigation	\$500,000	\$500,000	\$0
10.5.2520.3190.000.0000	Other Professional Services	\$1,000	\$1,000	\$0
10.5.2520.3200.000.0000	Property Services	\$575	\$575	\$0
10.5.2520.3200.000.0002	Property Appraisal	\$1,200	\$250	\$950
10.5.2520.3210.000.0000	Sanitation Services	\$840	\$840	\$0
10.5.2520.3220.000.0000	Cleaning Services	\$5,100	\$5,100	\$0
10.5.2520.3250.000.0000	Rentals	\$51,000	\$51,000	\$0
10.5.2520.3250.000.0003	Copier & Printer Lease	\$13,500	\$13,500	\$0
10.5.2520.3250.000.0004	Neopost Lease	\$2,004	\$2,004	\$0
10.5.2520.3320.000.0000	Travel	\$100	\$1,800	-\$1,700
10.5.2520.3330.000.0000	Meeting Expense	\$800	\$1,200	-\$400
10.5.2520.3400.000.0000	Telephone service	\$9,000	\$9,000	\$0
10.5.2520.3400.000.0005	Postage	\$500	\$500	\$0
10.5.2520.3400.000.0006	Delivery Services	\$80	\$0	\$80
10.5.2520.3400.000.0008	Internet	\$2,800	\$2,700	\$100
10.5.2520.3600.000.0000	Printing & Binding	\$19,000	\$16,500	\$2,500
10.5.2520.3800.000.0000	TASC	\$760	\$750	\$10
10.5.2520.3800.000.0013	Insurance-Commercial	\$9,000	\$10,000	-\$1,000
10.5.2520.3800.000.0014	Insurance-Workers Comp	\$3,200	\$4,000	-\$800
10.5.2520.3800.000.0015	Insurance-Umbrella	\$0	\$20	-\$20
10.5.2520.3800.000.0016	Insurance-Public Officials Liability	\$15,000	\$15,000	\$0
10.5.2520.3800.000.0017	Insurance-Cyber Liability	\$1,875	\$1,875	\$0
Series 3000 Total		\$899,834	\$934,174	-\$34,280
10.5.2520.4100.000.0000	Office Supplies	\$12,000	\$12,000	\$0
10.5.2520.4100.000.0018	Paper	\$500	\$500	\$0
10.5.2520.4100.000.0024	Envelopes	\$1,100	\$1,100	\$0
10.5.2520.4400.000.0000	Periodicals	\$500	\$500	\$0
10.5.2520.4900.000.0020	Checks	\$1,700	\$1,500	\$200
4000 Series Total		\$15,800	\$15,600	\$200

	ACCOUNT NAME	PROPOSED AMENDED BUDGET 2019	APPROVED BUDGET 2019	Adjusted
10.5.2520.5500.000.0000	Capitalized Equipment	\$11,000	\$6,000	\$5,000
5000 Series Total		\$11,000	\$6,000	\$5,000
10.5.2520.6400.000.0000	Dues and Fees	\$3,500	\$3,500	\$0
6000 Series Total		\$3,500	\$3,500	\$0
2520	Business Office	\$1,647,204	\$1,726,464	-\$79,260
1	Education Fund	\$1,647,204	\$1,726,464	-\$79,260

Quarterly Investment Report
March 31, 2019

Township Trustees of Schools

TOWNSHIP 38 NORTH, RANGE 12 EAST

www.lyonstto.net

BOARD OF SCHOOL TRUSTEES

Michael S. Thiessen, President
 Michael Dickman, Trustee
 Nicholas A. Kantas, Trustee

22 Calendar Ave. STE D
 LaGrange, IL 60525
 Phone 708-352-4480
 Fax 708-352-4417

DATE: May 23, 2019
TO: Board of School Trustees
FROM: Kenneth T. Getty, MBA, CSBO *KTG*
SUBJECT: Investment Analysis – March 31, 2019

The Lyons Township Treasurer's Office investment portfolio continues to outpace its benchmark (Bank of America Merrill Lynch 1-10 Year Treasury & Agency Index) with 37.47% higher returns (LTTO: 2.204% and BOA ML 1-10 Index: 1.6032%).

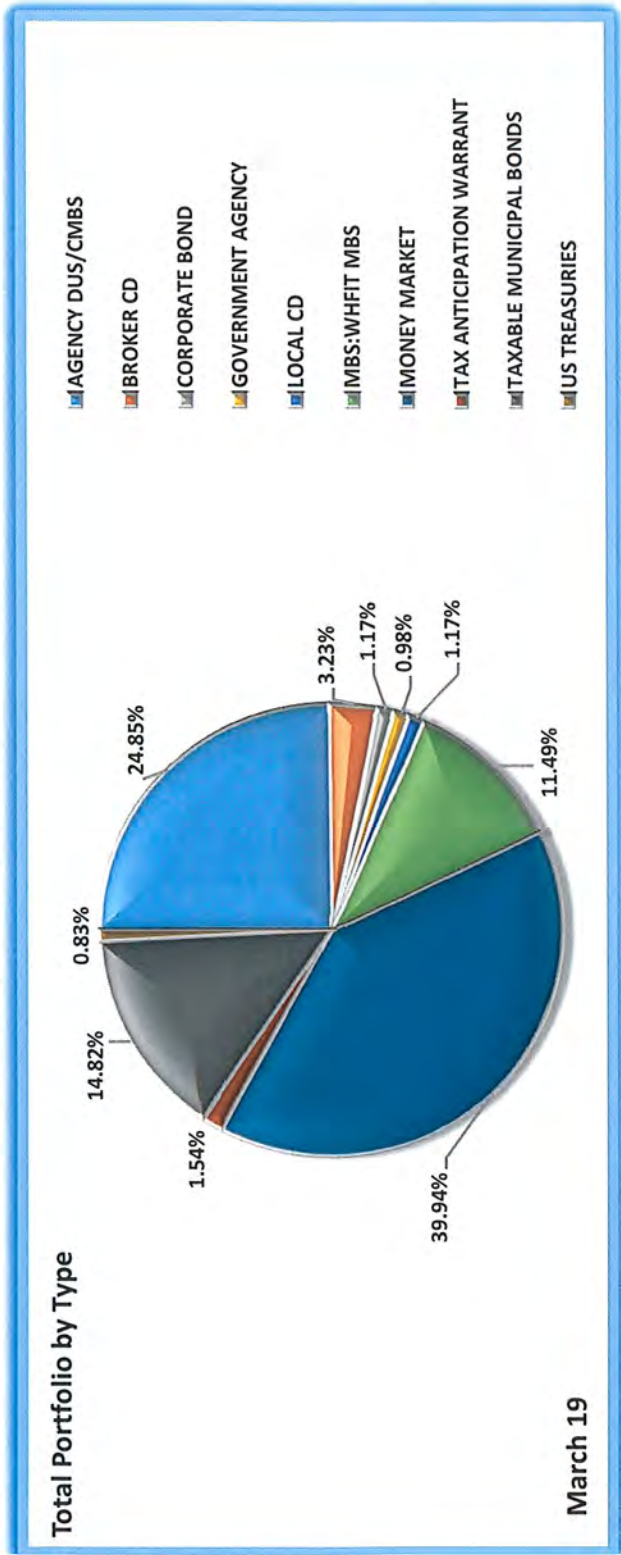
Snapshot of the quarter-over-quarter and year-over-year changes in the LTTO portfolio:

Quarter-over-Quarter				
	3/31/2019			12/31/2018
AGENCY DUS/CMBS	\$ 64,402,619	\$ 2,072,818	3.33%	\$ 62,329,801
BROKER CD	\$ 8,372,500	\$ 5,372,500	179.08%	\$ 3,000,000
CORPORATE BOND	\$ 3,023,975	\$ 1,010,460	n/a	\$ 2,013,515
GOVERNMENT AGENCY	\$ 2,531,817	\$ -	0.00%	\$ 2,531,817
LOCAL CD	\$ 3,038,234	\$ (1,429,733)	-32.00%	\$ 4,467,967
MBS:WHIT MBS	\$ 29,773,943	\$ (1,626,456)	-5.18%	\$ 31,400,399
MONEY MARKET	\$ 103,520,286	\$ 59,508,472	135.21%	\$ 44,011,814
TAX ANTICIPATION WARRANT	\$ 3,981,900	\$ 3,981,900	n/a	\$ -
TAXABLE MUNICIPAL BONDS	\$ 38,404,073	\$ 2,291,332	6.34%	\$ 36,112,741
US TREASURIES	\$ 2,155,711	\$ 470,254	27.90%	\$ 1,685,457
Grand Total	\$ 259,205,057	\$ 71,651,547	38.20%	\$ 187,553,510
Benchmark	1.6032	0.2592	19.29%	1.344
LTTO	2.204	0.336	17.99%	1.868

Year-over-Year				
	3/31/2019			3/31/2018
AGENCY DUS/CMBS	\$ 64,402,619	\$ 5,504,536	9.35%	\$ 58,898,083
BROKER CD	\$ 8,372,500	\$ 5,122,500	157.62%	\$ 3,250,000
CORPORATE BOND	\$ 3,023,975	\$ 2,024,305	202.50%	\$ 999,670
GOVERNMENT AGENCY	\$ 2,531,817	\$ -	0.00%	\$ 2,531,817
LOCAL CD	\$ 3,038,234	\$ (1,221,790)	-28.68%	\$ 4,260,024
MBS:WHIT MBS	\$ 29,773,943	\$ 29,773,943	n/a	\$ -
MONEY MARKET	\$ 103,520,286	\$ 68,484,661	195.47%	\$ 35,035,625
TAX ANTICIPATION WARRANT	\$ 3,981,900	\$ (63,843,845)	-94.13%	\$ 67,825,745
TAXABLE MUNICIPAL BONDS	\$ 38,404,073	\$ 2,810,944	7.90%	\$ 35,593,129
US TREASURIES	\$ 2,155,711	\$ (28,742,435)	-93.02%	\$ 30,898,146
Grand Total	\$ 259,205,057	\$ 19,912,818	8.32%	\$ 239,292,239
Benchmark	1.6032	0.5622	54.01%	1.041
LTTO	2.204	0.443	25.16%	1.761

Lyons Township Trustees of Schools
 Total Investment Portfolio
 March 31, 2019

Investment Type	Cost Basis	Total Market Value	% of Portfolio
AGENCY DUS/CMBS	64,402,619	65,210,970	24.85%
BROKER CD	8,372,500	8,374,203	3.23%
CORPORATE BOND	3,023,975	3,091,275	1.17%
GOVERNMENT AGENCY	2,531,817	2,519,815	0.98%
LOCAL CD	3,038,234	3,038,234	1.17%
MBS:WHFIT MBS	29,773,943	29,304,377	11.49%
MONEY MARKET	103,520,286	103,522,118	39.94%
TAX ANTICIPATION WARRANT	3,981,900	3,981,900	1.54%
TAXABLE MUNICIPAL BONDS	38,404,073	38,584,527	14.82%
US TREASURIES	2,155,711	2,186,935	0.83%
Grand Total	259,205,057.21	259,814,352.05	100.00%



Long Term Portfolio Metric:
 Estimate Annualized Rate of Return (Since Inception current advisors; 7/1/14)
 Gross of Fees
 2.204%

vs. BOA ML 1-10 Treasury & Agency Index
 Gross of Fees
 1.6032%

TTO % over Index: 37.47%

Lyons Township Trustees of Schools
Investment Portfolio
Asset Listing
March 31, 2019

Custody	Investment Description	Maturity Date	Investment Type	Cusip/ Description	Cost Basis **1
Bridgeview Bank	Bridgeview Public Funds MM 1.0%	N/A	MONEY MARKET	Bridgeview Public Funds MM	6,008,208.71
Bridgeview Bank	CD 0134798958 2.20%	09/04/2019	LOCAL CD	134798958	250,000.00
Bridgeview Bank	CD 0134805167 2.20%	09/04/2019	LOCAL CD	0134805167	250,000.00
Byline Bank	Public Funds Emerald MMA Var %	N/A	MONEY MARKET	Byline Bank MMA	36,912.58
CIBC Trust	02587DXU7 AMEX CENTURION 2% 5/7/20	05/07/2020	BROKER CD	02587DXU7	250,000.00
CIBC Trust	05580ADD3 BMW BANK NA 2% 11/18/19	11/18/2019	BROKER CD	05580ADD3	250,000.00
CIBC Trust	06740KJJ7 BARCLAYS BANK CD 1.9% 9/16/19	09/16/2019	BROKER CD	06740KJJ7	250,000.00
CIBC Trust	094808CC4 BLOOMINGTON MN PORT2.35% 2/1/23	02/01/2023	TAXABLE MUNICIPAL BONDS	094808CC4	416,338.60
CIBC Trust	13063CKL3 CALIFORNIA ST 2.25% 5/1/19	05/01/2019	TAXABLE MUNICIPAL BONDS	13063CKL3	1,007,400.00
CIBC Trust	13067WHZ8 CA ST WTR SER A0 2.437% 12/1/21	12/01/2021	TAXABLE MUNICIPAL BONDS	13067WHZ8	5,063.15
CIBC Trust	14042E6X3 CAPITAL ONE NA 2.2% 9/16/20	09/16/2020	BROKER CD	14042E6X3	250,000.00
CIBC Trust	165573C79 CHESTER CNTY PA 2.818% 5/15/24	05/15/2024	TAXABLE MUNICIPAL BONDS	165573C79	1,007,200.00
CIBC Trust	17231KC5 CINN OH WTR C 2.768% 12/1/22	12/01/2022	TAXABLE MUNICIPAL BONDS	17231KC5	528,675.00
CIBC Trust	17312QH77 CITIBANK NA 2.7% 3/29/21	03/29/2021	BROKER CD	17312QH77	250,000.00
CIBC Trust	20030NCQ2 COMCAST CORP 3.45% 10/1/21	10/01/2021	CORPORATE BOND	20030NCQ2	1,010,460.00
CIBC Trust	20772KER6 CT ST SER A 3.75% 9/15/20	09/15/2020	TAXABLE MUNICIPAL BONDS	20772KER6	1,011,530.00

Lyons Township Trustees of Schools
Investment Portfolio
Asset Listing
March 31, 2019

Custody	Investment Description	Maturity Date	Investment Type	Cusip/ Description	Cost Basis **1
CIBC Trust	21614TCZ1 COOK CY DIST#208 HS 3% 12/15/21	12/15/2021	TAXABLE MUNICIPAL BONDS	21614TCZ1	511,645.00
CIBC Trust	239864AY7 DAYTON OH MET B 2.31% 12/1/22	12/01/2022	TAXABLE MUNICIPAL BONDS	239864AY7	728,427.15
CIBC Trust	254672FV5 DISCOVER BANK CD 2.4% 1/21/22	01/21/2022	BROKER CD	254672FV5	250,000.00
CIBC Trust	3128CUL53 FREDMACGLD PL#G30348 6% 7/1/27	07/01/2027	MBS:WHFIT MBS	3128CUL53	297,465.19
CIBC Trust	3128M8UG7 FREDMAC GLD PL#G06583 5% 6/1/41	06/01/2041	MBS:WHFIT MBS	3128M8UG7	351,652.79
CIBC Trust	3128MEA43 FREDMAC #G15227 3.5% 12/1/29	12/01/2029	AGENCY DUS/CMBS	3128MEA43	801,235.23
CIBC Trust	3128PSC88 FHLMC GOLD PL#J12795 4% 8/1/25	08/01/2025	MBS:WHFIT MBS	3128PSC88	81,011.48
CIBC Trust	3128PT7C3 FREDMAC GLD PL#J14491 4% 2/1/26	02/01/2026	MBS:WHFIT MBS	3128PT7C3	1,211,078.96
CIBC Trust	3133EF4A2 FFCB 1.92% 4/9/22	04/09/2022	AGENCY DUS/CMBS	3133EF4A2	1,000,000.00
CIBC Trust	3135G0P49 FNMA 1.0% 8/28/19	08/28/2019	AGENCY DUS/CMBS	3135G0P49	300,237.00
CIBC Trust	3136AQ5E6 FNMA 2016M2 AV2 2.152% 1/25/23	01/25/2023	AGENCY DUS/CMBS	3136AQ5E6	985,312.50
CIBC Trust	3136G36U4 FNMA 1.5% 9/29/21	09/29/2021	AGENCY DUS/CMBS	3136G36U4	1,000,000.00
CIBC Trust	31374CLS3 FNMA POOL#310037 6.5% 10/1/36	10/01/2036	MBS:WHFIT MBS	31374CLS3	68,962.49
CIBC Trust	3137AVE86 FHLMC K711CLA2 1.73% 7/25/19	07/25/2019	AGENCY DUS/CMBS	3137AVE86	578,991.44
CIBC Trust	3137AYCE9 FHLMC MULTI 2.682% 10/25/22	10/25/2022	AGENCY DUS/CMBS	3137AYCE9	1,017,500.00
CIBC Trust	3137B4WB8 FHLMC MULTI K03 3.06% 7/25/23	07/25/2023	AGENCY DUS/CMBS	3137B4WB8	514,609.38

Lyons Township Trustees of Schools
Investment Portfolio
Asset Listing
March 31, 2019

Custody	Investment Description	Maturity Date	Investment Type	Cusip/ Description	Cost Basis *1
CIBC Trust	3137EADB2 FHLMC 2.375% 1/13/22	01/13/2022	GOVERNMENT AGENCY	3137EADB2	2,531,816.50
CIBC Trust	3138AP3V8 FNMA POOL#AI9811 4.5% 8/1/26	08/01/2026	MBS:WHFIT MBS	3138AP3V8	582,073.75
CIBC Trust	3138EGKL7 FNMA PL#AL0298 4% 5/1/26	05/01/2026	AGENCY DUS/CMBS	3138EGKL7	1,171,136.37
CIBC Trust	3138EJ3L0 FNMA #AL2606 2.647% 10/1/22	10/01/2022	AGENCY DUS/CMBS	3138EJ3L0	333,322.47
CIBC Trust	3138L0MH1 FNMA #AM0359 2.31% 8/1/22	08/01/2022	AGENCY DUS/CMBS	3138L0MH1	1,021,562.50
CIBC Trust	3138L2AE7 FNMA PL#AM1804 2.19% 12/1/22	12/01/2022	AGENCY DUS/CMBS	3138L2AE7	895,274.87
CIBC Trust	3138L33G8 FNMA #AM3498 2.01% 6/1/20	06/01/2020	AGENCY DUS/CMBS	3138L33G8	1,002,656.25
CIBC Trust	3138L3BR5 FNMA PL#AM2747 2.5% 4/1/23	04/01/2023	AGENCY DUS/CMBS	3138L3BR5	488,750.00
CIBC Trust	3138L86M1 FNMA PL#AM8075 2.85% 2/1/27	02/01/2027	AGENCY DUS/CMBS	3138L86M1	992,087.88
CIBC Trust	3138L8XW9 FNMA PL #AM7892 2.73% 1/1/23	01/01/2023	AGENCY DUS/CMBS	3138L8XW9	707,349.49
CIBC Trust	3138LDAV5 FNMA PL# AN0919 2.88% 2/1/26	02/01/2026	AGENCY DUS/CMBS	3138LDAV5	271,603.13
CIBC Trust	3138LGBV7 FNMA #AN3651 2.51% 11/1/26	11/01/2026	AGENCY DUS/CMBS	3138LGBV7	238,601.64
CIBC Trust	3138LGKF2 FNMA #AN3893 2.65% 12/1/23	12/01/2023	AGENCY DUS/CMBS	3138LGKF2	1,009,687.50
CIBC Trust	3138LH6P4 FNMA #AN53773.02% 5/1/27	05/01/2027	AGENCY DUS/CMBS	3138LH6P4	1,016,563.00
CIBC Trust	31400HKP7 FNMA POOL#688002 5.5% 3/1/33	03/01/2033	MBS:WHFIT MBS	31400HKP7	204,546.91
CIBC Trust	31400HLP6 FNMA POOL#688034 5.5% 3/1/33	03/01/2033	MBS:WHFIT MBS	31400HLP6	119,601.22

Lyons Township Trustees of Schools
Investment Portfolio
Asset Listing
March 31, 2019

Custody	Investment Description	Maturity Date	Investment Type	Cusip/ Description	Cost Basis *1
CIBC Trust	31401LVL4 FNMA POOL#711719 5.5% 6/1/33	06/01/2033	MBS:WHFIT MBS	31401LVL4	277,558.56
CIBC Trust	31406CU30 FNMA POOL#806202 5.5% 1/1/35	01/01/2035	MBS:WHFIT MBS	31406CU30	243,508.60
CIBC Trust	3140J5NB1 FNMA PL#BM1285 4.5% 5/1/47	05/01/2047	MBS:WHFIT MBS	3140J5NB1	1,134,202.41
CIBC Trust	3140J8EZ2 FNMA #BM3751 3.5% 2/1/33	02/01/2033	AGENCY DUS/CMBS	3140J8EZ2	862,976.26
CIBC Trust	3140J8TA1 FNMA #BM4144 5% 7/1/47	07/01/2047	AGENCY DUS/CMBS	3140J8TA1	927,516.39
CIBC Trust	3140Q9JA2 FNMA PL#CA2056 4.5% 7/1/48	07/01/2048	MBS:WHFIT MBS	3140Q9JA2	196,774.55
CIBC Trust	31412QVT3 FNMA POOL#93226 4% 12/1/24	12/01/2024	MBS:WHFIT MBS	31412QVT3	1,929,246.12
CIBC Trust	31416LLU8 FNMA POOL#AA3038 5.5% 5/1/39	05/01/2039	MBS:WHFIT MBS	31416LLU8	593,708.32
CIBC Trust	31416WSV5 FNMA POOL#AB1431 5.5% 8/1/40	08/01/2040	MBS:WHFIT MBS	31416WSV5	847,115.89
CIBC Trust	31417J2M1 FNMA POOL#AC0779 5.5% 9/1/39	09/01/2039	MBS:WHFIT MBS	31417J2M1	615,199.45
CIBC Trust	31418MR79 FNMA POOL#AD0509 6% 1/1/39	01/01/2039	MBS:WHFIT MBS	31418MR79	2,709,621.24
CIBC Trust	31418RQF1 FNMA POOL#AD4053 5.5% 4/1/40	04/01/2040	MBS:WHFIT MBS	31418RQF1	1,787,431.76
CIBC Trust	31418U4X9 FNMA POOL#AD7137 5.5% 7/1/40	07/01/2040	MBS:WHFIT MBS	31418U4X9	3,542,505.85
CIBC Trust	3733842P0 GEORGIA ST SER B 2.67% 2/1/22	02/01/2022	TAXABLE MUNICIPAL BONDS	3733842P0	854,649.50
CIBC Trust	38147JS94 GOLDMAN SACHS USA 3.3% 7/16/24	07/16/2024	BROKER CD	38147JS94	250,000.00
CIBC Trust	38378B6L8 GNMA 2013-12B 2.15487% 11/16/52	11/16/2052	AGENCY DUS/CMBS	38378B6L8	387,875.00

Lyons Township Trustees of Schools
Investment Portfolio
Asset Listing
March 31, 2019

Custody	Investment Description	Maturity Date	Investment Type	Cusip/ Description	Cost Basis **1
CIBC Trust	38379RX24 GNMA SER2017-126AC 2.5% 5/16/59	05/16/2059	AGENCY DUS/CMBS	38379RX24	972,370.71
CIBC Trust	40434YCU9 HSBC BANK USA NA 2% 10/27/23	10/27/2023	BROKER CD	40434YCU9	250,000.00
CIBC Trust	438670Q61 HONOLULU HI CITY 2.412% 11/1/21	11/01/2021	TAXABLE MUNICIPAL BONDS	438670Q61	1,638,747.00
CIBC Trust	459200HM6 IBM Corp 1.625% 5/15/20	05/15/2020	CORPORATE BOND	459200HM6	489,665.00
CIBC Trust	46625HHU7 JP MORGAN CHASE 4.25% 10/15/20	10/15/2020	CORPORATE BOND	46625HHU7	1,015,660.00
CIBC Trust	48126XYP4 JPMORGAN CHASE BK 2.1% 2/28/21	02/28/2021	BROKER CD	48126XYP4	250,000.00
CIBC Trust	546585LK4 LOUISVILLE/JEFFER KY 3% 12/1/19	12/01/2019	TAXABLE MUNICIPAL BONDS	546585LK4	267,260.40
CIBC Trust	586108AK8 MEMPHIS SHELBY CO TN 2% 11/1/19	11/01/2019	TAXABLE MUNICIPAL BONDS	586108AK8	1,000,000.00
CIBC Trust	590485E46 MESA AZ SER B 1.538% 7/1/20	07/01/2020	TAXABLE MUNICIPAL BONDS	590485E46	150,000.00
CIBC Trust	591852VA3 METRO COUNCIL MN ST 1.9% 9/1/21	09/01/2021	TAXABLE MUNICIPAL BONDS	591852VA3	303,453.00
CIBC Trust	604195VC8 MINNETONKA MN #276 2.55% 1/1/24	01/01/2024	TAXABLE MUNICIPAL BONDS	604195VC8	239,895.00
CIBC Trust	61690UBB5 MORGAN STANLEY BK 3.4% 11/8/22	11/08/2022	BROKER CD	61690UBB5	250,000.00
CIBC Trust	64966MC49 NY NY 2019-C 3.57% 12/1/26	12/01/2026	TAXABLE MUNICIPAL BONDS	64966MC49	500,000.00
CIBC Trust	64971WAD2 NY,NY TRANS SECDB2 2.8% 11/1/21	11/01/2021	TAXABLE MUNICIPAL BONDS	64971WAD2	501,985.00
CIBC Trust	64990ERK5 NY ST DORM AUTH 2.25% 3/15/20	03/15/2020	TAXABLE MUNICIPAL BONDS	64990ERK5	998,920.00
CIBC Trust	674599BY0 OCCIDENTAL PETROLEUM 4.1% 2/1/2	02/01/2021	CORPORATE BOND	674599BY0	508,190.00

Lyons Township Trustees of Schools
Investment Portfolio
Asset Listing
March 31, 2019

Custody	Investment Description	Maturity Date	Investment Type	Cusip/ Description	Cost Basis *1
CIBC Trust	68609TJF6 OR ST ART XI Q B 3.352% 5/1/29	05/01/2029	TAXABLE MUNICIPAL BONDS	68609TJF6	225,000.00
CIBC Trust	686356PP5 ORLAND PK IL A 2.3% 12/1/22	12/01/2022	TAXABLE MUNICIPAL BONDS	686356PP5	529,008.00
CIBC Trust	704668DG4 PEACHTREE CITY GA 2.47% 3/1/22	03/01/2022	TAXABLE MUNICIPAL BONDS	704668DG4	294,222.60
CIBC Trust	70922PAL6 PENN ST TURNPIKE 3.029% 12/1/24	12/01/2024	TAXABLE MUNICIPAL BONDS	70922PAL6	777,775.00
CIBC Trust	718814J64 PHOENIX AZ VAR 2.867% 7/1/23	07/01/2023	TAXABLE MUNICIPAL BONDS	718814J64	994,060.00
CIBC Trust	733911CB5 CORPUS CHRISTI NUECES B 3.318%	12/01/2023	TAXABLE MUNICIPAL BONDS	733911CB5	750,000.00
CIBC Trust	735389YT9 PORT SEATTLE WA B 2.43% 5/1/22	05/01/2022	TAXABLE MUNICIPAL BONDS	735389YT9	500,000.00
CIBC Trust	736740MT5 PORTLAND OR JENLWEN 3.5% 6/1/26	06/01/2026	TAXABLE MUNICIPAL BONDS	736740MT5	1,024,220.00
CIBC Trust	795676QM0 SALT LAKE UT SER B 1.95% 6/15/21	06/15/2021	TAXABLE MUNICIPAL BONDS	795676QM0	471,319.35
CIBC Trust	7976465H5 SAN FRAN CA HSG 3.352% 6/15/29	06/15/2019	TAXABLE MUNICIPAL BONDS	7976465H5	425,000.00
CIBC Trust	812626Y29 SEATTLE WA REF SER B 1.6% 1/1/20	01/01/2020	TAXABLE MUNICIPAL BONDS	812626Y29	1,005,590.00
CIBC Trust	812627FP7 SEATTLE WA IMP TB 3.375% 12/1/28	12/01/2028	TAXABLE MUNICIPAL BONDS	812627FP7	781,368.20
CIBC Trust	867612CX9 SUNNYVALE CA WTR 3.17% 4/1/26	04/01/2026	TAXABLE MUNICIPAL BONDS	867612CX9	537,691.05
CIBC Trust	87164XEY8 SYNCHRONY BANK 1.95% 1/16/20	01/16/2020	BROKER CD	87164XEY8	250,000.00
CIBC Trust	875124ER6 TAMPABAY WTR RG 2.612% 10/1/25	10/01/2025	TAXABLE MUNICIPAL BONDS	875124ER6	1,000,000.00
CIBC Trust	9128282A7 US TREASURY 1.5% 8/15/26	08/15/2026	US TREASURIES	9128282A7	464,199.22

Lyons Township Trustees of Schools
Investment Portfolio
Asset Listing
March 31, 2019

Custody	Investment Description	Maturity Date	Investment Type	Cusip/ Description	Cost Basis *1
CIBC Trust	912828F62 US Treasury 1.5% 10/31/19	10/31/2019	US TREASURIES	912828F62	692,371.09
CIBC Trust	912828VS6 US TREASURY NOTE 2.5% 8/15/23	08/15/2023	US TREASURIES	912828VS6	999,140.63
CIBC Trust	91412GF59 UofCA REV SER AU 1.91% 5/15/21	05/15/2021	TAXABLE MUNICIPAL BONDS	91412GF59	750,000.00
CIBC Trust	914713H47 UN NC CHAP HILL 2.535% 12/1/22	12/01/2022	TAXABLE MUNICIPAL BONDS	914713H47	1,014,580.00
CIBC Trust	938429R74 WASHINGTON SD48J 1.796% 6/15/20	06/15/2020	TAXABLE MUNICIPAL BONDS	938429R74	500,000.00
CIBC Trust	93974DHW1 WASHINGTON ST 2.74% 8/1/22	08/01/2022	TAXABLE MUNICIPAL BONDS	93974DHW1	994,120.00
CIBC Trust	9497484N4 WELLS FARGO BANK 1.25% 4/22/19	04/22/2019	BROKER CD	9497484N4	250,000.00
CIBC Trust	CIBC WEALTHMGMT MM 1 Var%	N/A	MONEY MARKET	WMMA000993-1	729,237.69
CIBC Trust	CIBC WEALTHMGMT MM 1 Var%	N/A	MONEY MARKET	WMMA000993-2	173,158.97
CIBC Trust	016788B67 ALLEGAN CNTY MI 2.4% 5/1/20	05/01/2020	TAXABLE MUNICIPAL BONDS	016788B67	450,000.00
CIBC Trust	051411RQ1 AUGUSTA ME TX PNS 3.13% 10/1/22	10/01/2022	TAXABLE MUNICIPAL BONDS	051411RQ1	490,000.00
CIBC Trust	080053GM7 BELLWOODANTIS PA 2.85% 6/1/2020	06/01/2020	TAXABLE MUNICIPAL BONDS	080053GM7	255,000.00
CIBC Trust	095167RW4 BLOUNT CNTY TN A 1.73% 6/1/21	06/01/2021	TAXABLE MUNICIPAL BONDS	095167RW4	107,800.00
CIBC Trust	143287BK5 CARMEL IN PUB 1A 1.726% 1/5/21	01/15/2021	TAXABLE MUNICIPAL BONDS	143287BK5	135,000.00
CIBC Trust	199492CU1 COLUMBUS OH SER8 2.483% 12/1/23	12/01/2023	TAXABLE MUNICIPAL BONDS	199492CU1	387,488.00
CIBC Trust	20772JWZ1 CONNECTICUT TX SER 2.7% 9/1/22	09/01/2022	TAXABLE MUNICIPAL BONDS	20772JWZ1	1,002,860.00

Lyons Township Trustees of Schools
Investment Portfolio
Asset Listing
March 31, 2019

Custody	Investment Description	Maturity Date	Investment Type	Cusip/ Description	Cost Basis *1
CIBC Trust	272497PH5 GRAND RPDS MI SERB 2.52% 5/1/20	05/01/2020	TAXABLE MUNICIPAL BONDS	272497PH5	625,000.00
CIBC Trust	3128M9B92 FRDMC GLDPL#G06964 5.5% 11/1/38	11/01/2038	MBS:WHFIT MBS	3128M9B92	754,860.00
CIBC Trust	3129405F2 FREDMACGLDPL#J21621 5.5% 6/1/40	06/01/2040	MBS:WHFIT MBS	3129405F2	48,281.36
CIBC Trust	3136A72D3 FNMA 2012-M9 A2 2.482 4/25/22	04/25/2022	AGENCY DUS/CMBS	3136A72D3	1,134,149.85
CIBC Trust	3136AEGQ4 FNMA 2013M7 CLA2 2.28% 12/27/22	12/27/2022	AGENCY DUS/CMBS	3136AEGQ4	1,228,681.45
CIBC Trust	3136AEX69 FNMA 2013-M9 A2 2.389% 1/25/23	01/25/2023	AGENCY DUS/CMBS	3136AEX69	279,949.30
CIBC Trust	3136AJ7G5 FNMA 2014M6 A2 2.67851% 5/25/21	05/25/2021	AGENCY DUS/CMBS	3136AJ7G5	141,959.14
CIBC Trust	3136AMKZ1 FNMA 2015M1 CLA2 2.532% 9/25/24	06/25/2024	AGENCY DUS/CMBS	3136AMKZ1	1,777,921.88
CIBC Trust	3136AMST7 FNMA 2015M3A2 2.72296% 10/25/24	10/25/2024	AGENCY DUS/CMBS	3136AMST7	1,240,199.22
CIBC Trust	3136AQV80 FNMA 2016 MI A2 2.939% 1/25/26	01/25/2026	AGENCY DUS/CMBS	3136AQV80	486,269.53
CIBC Trust	3136ARTY4 FNMA 2016-M4CLA1 2.187% 3/25/26	03/25/2026	AGENCY DUS/CMBS	3136ARTY4	441,858.73
CIBC Trust	3136ATZ80 FNMA 2.08% 7/25/26	07/25/2026	AGENCY DUS/CMBS	3136ATZ80	920,024.52
CIBC Trust	3136AV7G8 FNMA 17 M7 CLA2 2.961% 2/25/27	02/25/2027	AGENCY DUS/CMBS	3136AV7G8	1,805,857.04
CIBC Trust	3136AX7E9 FNMA 2017 M12 A2 3.081% 6/25/27	06/25/2027	AGENCY DUS/CMBS	3136AX7E9	1,135,255.17
CIBC Trust	3136AXVB8 FNMA 2017M10 AV2 2.646% 7/25/24	07/25/2024	AGENCY DUS/CMBS	3136AXVB8	2,048,126.40
CIBC Trust	3136AY7L1 FNMA 2018M1 A2 2.986% 12/27/27	12/27/2027	AGENCY DUS/CMBS	3136AY7L1	788,500.00

Lyons Township Trustees of Schools
Investment Portfolio
Asset Listing
March 31, 2019

Custody	Investment Description	Maturity Date	Investment Type	Cusip/ Description	Cost Basis *1
CIBC Trust	3136B0YM2 FNMA 2018-M2A2 2.99924% 1/25/28	01/25/2028	AGENCY DUS/CMBS	3136B0YM2	1,030,473.43
CIBC Trust	3136B1XJ8 FNMA 2018M4A2 3.043% 3/25/28	03/25/2028	AGENCY DUS/CMBS	3136B1XJ8	1,011,328.13
CIBC Trust	3137ARPY6 FHLMC SERK710CL2 1.883% 5/25/19	05/25/2019	AGENCY DUS/CMBS	3137ARPY6	122,200.47
CIBC Trust	3137ATRW4 FRED MAC MULTI 2.373% 5/25/22	05/25/2022	AGENCY DUS/CMBS	3137ATRW4	857,790.62
CIBC Trust	3137AVXN2 FHLMC MULTI 2.355% 7/25/22	07/25/2022	AGENCY DUS/CMBS	3137AVXN2	1,302,966.79
CIBC Trust	3137AWQG3 FHLMC MULTI KO23 1.583% 4/25/22	04/25/2022	AGENCY DUS/CMBS	3137AWQG3	914,199.89
CIBC Trust	3137B1U75 FHLMC MULTI FAM 2.522% 1/25/23	01/25/2023	AGENCY DUS/CMBS	3137B1U75	490,468.75
CIBC Trust	3137B3NA2 FHLMC MULTIFAMPSS 3.25% 4/25/23	04/25/2023	AGENCY DUS/CMBS	3137B3NA2	1,038,359.38
CIBC Trust	3137BGJZ3 FHLMC MULT K043 2.532% 10/25/23	10/25/2023	AGENCY DUS/CMBS	3137BGJZ3	315,115.55
CIBC Trust	3137BLMA3 FHLMC MULTI KS03 2.272% 6/25/22	06/25/2022	AGENCY DUS/CMBS	3137BLMA3	793,762.56
CIBC Trust	3137BLW95 FHLMC MT K050 A2 3.334% 8/25/25	08/25/2025	AGENCY DUS/CMBS	3137BLW95	599,635.20
CIBC Trust	3137BMTX4 FHLMC K052 A2 3.151% 11/25/25	11/25/2025	AGENCY DUS/CMBS	3137BMTX4	1,584,470.51
CIBC Trust	3137BQBY2 FHLMC MULTI K722 2.183% 5/25/22	05/25/2022	AGENCY DUS/CMBS	3137BQBY2	561,276.90
CIBC Trust	3137BQYS0 FHLMC MULTI K056 2.525% 5/25/26	05/25/2026	AGENCY DUS/CMBS	3137BQYS0	473,456.25
CIBC Trust	3137BRQH1 FHLMC K057 2.206% 6/25/25	06/25/2025	AGENCY DUS/CMBS	3137BRQH1	561,844.70
CIBC Trust	3137BS6Q1 FHLMC MULTI KJ08 2.356% 1/25/35	01/25/2035	AGENCY DUS/CMBS	3137BS6Q1	1,462,770.13

Lyons Township Trustees of Schools
Investment Portfolio
Asset Listing
March 31, 2019

Custody	Investment Description	Maturity Date	Investment Type	Cusip/ Description	Cost Basis **1
CIBC Trust	3137F4D41 FHLMC MULTI K074 A2 3.6%	01/25/2028	AGENCY DUS/CMBS	3137F4D41	222,406.25
CIBC Trust	3137FAWS3 FHLMC 2067 CL A2 3.194% 7/25/27	07/25/2027	AGENCY DUS/CMBS	3137FAWS3	694,468.67
CIBC Trust	3137FEBQ2 FHLMC MULTI K072A2 3.444% 12/25	12/25/2027	AGENCY DUS/CMBS	3137FEBQ2	934,539.06
CIBC Trust	3137FK4M5 FHLMC MULTI K085A2 4.06% 10/25/	10/25/2028	AGENCY DUS/CMBS	3137FK4M5	563,638.35
CIBC Trust	31381VBS3 FANNIE MAE #471749 2.69% 7/1/22	07/01/2022	AGENCY DUS/CMBS	31381VBS3	235,329.40
CIBC Trust	3138AKW96 FNMA POOL#A16071 5% 6/1/41	06/01/2041	MBS:WHFIT MBS	3138AKW96	1,591,900.69
CIBC Trust	3138EGDB7 FNMA POOL#AL0097 6% 7/1/40	07/01/2040	MBS:WHFIT MBS	3138EGDB7	483,893.23
CIBC Trust	3138EKEY7 FNMA POOL#AL2850 4% 9/1/26	09/01/2026	MBS:WHFIT MBS	3138EKEY7	2,482,654.07
CIBC Trust	3138EKEZ4 FNMA POOL#AL2851 4% 8/1/26	08/01/2026	MBS:WHFIT MBS	3138EKEZ4	874,079.95
CIBC Trust	3138EKYU3 FNMA POOL#AL3422 5% 1/1/25	01/01/2025	MBS:WHFIT MBS	3138EKYU3	442,462.29
CIBC Trust	3138ELFR9 FNMA POOL#AL3775 5% 1/1/39	01/01/2039	MBS:WHFIT MBS	3138ELFR9	402,093.91
CIBC Trust	3138L06C0 FNMA PL#AM0866 2.2% 12/1/22	12/01/2022	AGENCY DUS/CMBS	3138L06C0	226,610.29
CIBC Trust	3138L0LC3 FNMA PL#AM0322 2.44% 8/1/22	08/01/2022	AGENCY DUS/CMBS	3138L0LC3	259,612.51
CIBC Trust	3138L1DX4 FNMA PL AM1017 2.15% 10/1/22	10/01/2022	AGENCY DUS/CMBS	3138L1DX4	581,507.86
CIBC Trust	3138L2GK7 FNMA PL#AM2001 1.58% 1/1/20	01/01/2020	AGENCY DUS/CMBS	3138L2GK7	1,705,036.57
CIBC Trust	3138L2SJ7 FNMA PL#AM2320 1.68% 1/1/20	01/01/2020	AGENCY DUS/CMBS	3138L2SJ7	450,875.59

Lyons Township Trustees of Schools
Investment Portfolio
Asset Listing
March 31, 2019

Custody	Investment Description	Maturity Date	Investment Type	Cusip/ Description	Cost Basis **1
CIBC Trust	3138L33G8 FNMA PL#AM3498 2.01% 6/1/20	06/01/2020	AGENCY DUS/CMBS	3138L33G8	176,148.44
CIBC Trust	3138L3G41 FNMA PL#AM2918 2.51% 4/1/23	04/01/2023	AGENCY DUS/CMBS	3138L3G41	876,717.51
CIBC Trust	3138L3JQ9 FNMA PL#AM2970 2.42% 5/1/23	04/01/2023	AGENCY DUS/CMBS	3138L3JQ9	529,454.53
CIBC Trust	3138L3YR0 FNMA PL#AM3419 2.42% 5/1/23	05/01/2023	AGENCY DUS/CMBS	3138L3YR0	880,185.20
CIBC Trust	3138L3ZD0 FNMA PL#AM3439 2.54% 5/1/23	05/01/2023	AGENCY DUS/CMBS	3138L3ZD0	485,480.73
CIBC Trust	3138L87C2 FNMA PL#AM8090 2.48% 2/1/25	02/01/2025	AGENCY DUS/CMBS	3138L87C2	1,010,528.39
CIBC Trust	3138L9HU9 FNMA PL# AM8342 2.36% 4/1/22	04/01/2022	AGENCY DUS/CMBS	3138L9HU9	519,179.69
CIBC Trust	3138L9JE3 FNMA #AM8360 2.165% 5/1/22	05/01/2022	AGENCY DUS/CMBS	3138L9JE3	168,923.34
CIBC Trust	3138LCCK9 FNMA #AN0073 2.29% 11/1/22	11/01/2022	AGENCY DUS/CMBS	3138LCCK9	417,912.54
CIBC Trust	3138LD5G4 FNMA #AN1746 2.15% 9/1/23	09/01/2023	AGENCY DUS/CMBS	3138LD5G4	2,057,273.44
CIBC Trust	3138LDPPP2 FNMA #AN1329 2.42% 4/1/23	04/01/2023	AGENCY DUS/CMBS	3138LDPPP2	599,804.53
CIBC Trust	3138LGP67 FNMA PL#AN4044 2.12% 12/1/20	12/01/2020	AGENCY DUS/CMBS	3138LGP67	488,169.34
CIBC Trust	3138LGWU6 FNMA #AN4258 2.65% 1/1/23	01/01/2023	AGENCY DUS/CMBS	3138LGWU6	372,739.74
CIBC Trust	3138LJ2F6 FMNA AN6173 3.12% 7/1/29	07/01/2019	AGENCY DUS/CMBS	3138LJ2F6	1,263,867.19
CIBC Trust	31402YEX8 FNMA POOL#741850 5.5% 9/1/33	09/01/2033	MBS:WHFIT MBS	31402YEX8	281,797.48
CIBC Trust	31417TLC0 FNMA POOL#AC6622 5.5% 11/1/39	11/01/2039	MBS:WHFIT MBS	31417TLC0	3,778,928.83

Lyons Township Trustees of Schools
Investment Portfolio
Asset Listing
March 31, 2019

Custody	Investment Description	Maturity Date	Investment Type	Cusip/ Description	Cost Basis **1
CIBC Trust	31417VZ22 FNMA POOL #AC8860 4.5% 12/1/24	12/01/2024	MBS:WHFIT MBS	31417VZ22	1,645,015.02
CIBC Trust	31418WCA6 FNMA POOL#AD8164 4% 8/1/25	08/01/2025	MBS:WHFIT MBS	31418WCA6	194,710.32
CIBC Trust	38141W273 GOLDMAN SACHS FIN SQ GOVT-FS	N/A	MONEY MARKET	38141W273	99,764.24
CIBC Trust	38378KRM3 GNMA AB2013-78 1.62443% 7/16/39	07/16/2039	AGENCY DUS/CMBS	38378KRM3	434,347.00
CIBC Trust	38378KYD5 GNMA SER2013-107 CLA 2% 5/16/40	05/16/2040	AGENCY DUS/CMBS	38378KYD5	447,180.98
CIBC Trust	38378ND91 GNMA SER2014-33 AB 2.1% 8/16/39	08/16/2039	AGENCY DUS/CMBS	38378ND91	227,683.10
CIBC Trust	38379KBZ0 GNMASER2015-23 1.9999% 11/16/40	11/16/2040	AGENCY DUS/CMBS	38379KBZ0	378,705.39
CIBC Trust	38379KZY7 GNMA 2015-114 CL A 2.1% 6/15/55	06/15/2055	AGENCY DUS/CMBS	38379KZY7	1,447,861.72
CIBC Trust	38379RAA1 GNMA 2015-183 2.3% 3/16/2056	03/16/2056	AGENCY DUS/CMBS	38379RAA1	700,340.78
CIBC Trust	462467PS4 IOWA ST SER C2 2.185% 7/7/19	07/01/2019	TAXABLE MUNICIPAL BONDS	462467PS4	448,782.50
CIBC Trust	507408LW0 MCHENRY CTY D118 3.45% 1/1/27	01/01/2027	TAXABLE MUNICIPAL BONDS	507408LW0	250,000.00
CIBC Trust	523559BR2 LEE CNTY GA UTILITY B 2% 8/1/19	08/01/2019	TAXABLE MUNICIPAL BONDS	523559BR2	169,858.90
CIBC Trust	57419RB79 MD ST CMTY DEV A 1.945% 3/1/21	03/01/2021	TAXABLE MUNICIPAL BONDS	57419RB79	250,000.00
CIBC Trust	59465MU94 MI ST HSG DEV B 2.096% 4/1/21	04/01/2021	TAXABLE MUNICIPAL BONDS	59465MU94	300,000.00
CIBC Trust	6041293M6 MINN ST VAR SER D 2.43% 8/1/22	08/01/2022	TAXABLE MUNICIPAL BONDS	6041293M6	358,086.90
CIBC Trust	60416SPS3 MN ST HSG FIN AGY 2.45% 1/1/22	01/01/2021	TAXABLE MUNICIPAL BONDS	60416SPS3	65,000.00

Lyons Township Trustees of Schools
Investment Portfolio
Asset Listing
March 31, 2019

Custody	Investment Description	Maturity Date	Investment Type	Cusip/ Description	Cost Basis **1
CIBC Trust	64469DXY2 NH ST HSG FIN TX 2.636% 7/1/21	07/01/2021	TAXABLE MUNICIPAL BONDS	64469DXY2	174,768.29
CIBC Trust	64971WFJ4 NY CITY TRANS FIN 2.85% 8/1/22	08/01/2022	TAXABLE MUNICIPAL BONDS	64971WFJ4	1,002,500.00
CIBC Trust	658207RF4 NC ST HSG SER 36 1.944% 7/1/19	07/01/2019	TAXABLE MUNICIPAL BONDS	658207RF4	349,709.00
CIBC Trust	686356PP5 ORLAND PARK IL 2.3% 12/1/22	12/01/2022	TAXABLE MUNICIPAL BONDS	686356PP5	547,200.00
CIBC Trust	689225TM2 OTTAWACTY MI PENS 2.85% 11/1/22	11/01/2022	TAXABLE MUNICIPAL BONDS	689225TM2	140,000.00
CIBC Trust	751622JP7 RAMSEY CTY MN CAP IMP 3% 2/1/24	02/01/2024	TAXABLE MUNICIPAL BONDS	751622JP7	441,460.80
CIBC Trust	751622JQ5 RAMSEY CTY MN CAP IMP 3% 2/1/25	02/01/2025	TAXABLE MUNICIPAL BONDS	751622JQ5	450,955.05
CIBC Trust	771639SY8 ROCHESTER NH B 2% 3/1/20	03/01/2020	TAXABLE MUNICIPAL BONDS	771639SY8	335,418.75
CIBC Trust	79467BAT2 SALES TX SECURIT C 2.754% 1/1/2	01/01/2023	TAXABLE MUNICIPAL BONDS	79467BAT2	402,144.40
CIBC Trust	795574UP5 SALT LAKE CTY UT 1.171% 6/15/19	06/15/2019	TAXABLE MUNICIPAL BONDS	795574UP5	100,000.00
CIBC Trust	800732JN0 SANGAMON CNTY IL D5 1.9% 1/1/20	01/01/2020	TAXABLE MUNICIPAL BONDS	800732JN0	137,900.00
CIBC Trust	8827233J6 TX ST FIN AST C-2 1.305% 8/1/20	08/01/2020	TAXABLE MUNICIPAL BONDS	8827233J6	200,000.00
CIBC Trust	8827233L1 TX ST WTR FIN C-2 1.737% 8/1/22	08/01/2022	TAXABLE MUNICIPAL BONDS	8827233L1	250,000.00
CIBC Trust	882806EM0 TX ST TECH 17TH 2.104% 2/15/20	02/15/2020	TAXABLE MUNICIPAL BONDS	882806EM0	450,000.00
CIBC Trust	91412GSB2 UN OF CA SER AH 1.796% 7/1/19	07/01/2019	TAXABLE MUNICIPAL BONDS	91412GSB2	341,674.00
CIBC Trust	939307HG2 WASH.MULTI.YAM 2.295% 6/30/19	06/30/2019	TAXABLE MUNICIPAL BONDS	939307HG2	500,000.00

Lyons Township Trustees of Schools
Investment Portfolio
Asset Listing
March 31, 2019

Custody	Investment Description	Maturity Date	Investment Type	Cusip/ Description	Cost Basis **1
CIBC Trust	942221GC0 WATER TOWN WI SCH D 2.5% 4/1/22	04/01/2022	TAXABLE MUNICIPAL BONDS	942221GC0	234,412.50
CIBC Trust	963270FW8 WHEELING WV WTR B 2.3% 6/1/19	06/01/2019	TAXABLE MUNICIPAL BONDS	963270FW8	406,620.00
CIBC Trust	977100CY0 WI ST GEN FD A 1.899% 5/1/22	05/01/2022	TAXABLE MUNICIPAL BONDS	977100CY0	414,711.10
Community Bank Oak Park River Forest CDAR	CDARS CD Axos Bank 2.0% 6/29/19	06/29/2019	LOCAL CD	CDARS CD BofI Federal Bank	244,685.76
Community Bank Oak Park River Forest CDAR	CDARS CD Banterra Bank 2.0% 6/29/19	06/29/2019	LOCAL CD	CDARS CD BANTERRA BANK	244,685.76
Community Bank Oak Park River Forest CDAR	CDARS CD BOKF NAT'L ASSOC 2.0% 6/29/19	06/29/2019	LOCAL CD	CDARS CD BOKF NAT'L ASSOC	244,685.76
Community Bank Oak Park River Forest CDAR	CDARS CD EagleBank 2.0% 6/29/19	06/29/2019	LOCAL CD	CDARS CD EagleBank	97,451.80
Community Bank Oak Park River Forest CDAR	CDARS CD InterBank 2.0% 6/29/19	06/29/2019	LOCAL CD	CDARS CD InterBank	244,685.76
Community Bank Oak Park River Forest CDAR	CDARS CD Pacific Western BK 2.0% 6/29/19	06/29/2019	LOCAL CD	CDARS CD Pacific Western BK	244,685.76
Community Bank Oak Park River Forest CDAR	CDARS CD Renasant Bank 2.0% 6/29/19	06/29/2019	LOCAL CD	CDARS CD Renasant Bank	244,685.76
Community Bank Oak Park River Forest CDAR	CDARS CD Republic Bank of AZ 2.0% 6/29/19	06/29/2019	LOCAL CD	CDARS CD Republic Bank of AZ	38,044.61
Community Bank Oak Park River Forest CDAR	CDARS CD Southern States BK 2.0% 6/29/19	06/29/2019	LOCAL CD	CDARS CD Southern States BK	200,055.18
Community Bank Oak Park River Forest CDAR	CDARS CD SouthPoint BK 2.0% 6/29/19	06/29/2019	LOCAL CD	CDARS CD SouthPoint BK	244,685.76
Community Bank Oak Park River Forest CDAR	CDARS CD State BK & Trust Co 2.0% 6/29/19	06/29/2019	LOCAL CD	CDARS CD State BK & Trust Co	244,685.76
Community Bank Oak Park River Forest CDAR	CDARS CD TriState Capital BK 2.0% 6/29/19	06/29/2019	LOCAL CD	CDARS CD TriState Capital BK	510.54
Community Bank Oak Park River Forest CDAR	CDARS CD Valley National BK 2.0% 6/29/19	06/29/2019	LOCAL CD	CDARS CD Valley National BK	244,685.76

Lyons Township Trustees of Schools
Investment Portfolio
Asset Listing
March 31, 2019

Custody	Investment Description	Maturity Date	Investment Type	Cusip/ Description	Cost Basis *1
LTTO	580849HW0 MCHENRY SD#12 TAW 2.85% 6/28/19	06/28/2019	TAX ANTICIPATION WARRANT	580849HW0	3,981,900.00
LTTO	CALLUMET PK SD132 GO BD 2019A 3.0% 4/15/19	04/15/2019	TAXABLE MUNICIPAL BONDS	CALUMET PK SD132 TX GO BD LTD 2019A	1,984,580.00
LTTO	First Midwest Money Market xx403 Var%	N/A	MONEY MARKET	1st Midwest Money Market	96,472,189.69
ISDLAF+ SUMMARY	ISDLAF+ CD BMO Harris Bank 2.732% 12/9/19	12/09/2019	BROKER CD	SDLAF+ CD BMO Harris Bank	2,694,900.00
ISDLAF+ SUMMARY	ISDLAF+ CD Pacific Western 2.701% 3/5/20	03/05/2020	BROKER CD	SDLAF+ CD Pacific Western Bank	2,677,600.00
ISDLAF+ SUMMARY	ISDLAF+ SDA BANK OF THE OZARKS 2.250%	N/A	MONEY MARKET	ISDLAF+ SDA BANK OF THE OZARKS	800.13
ISDLAF+ SUMMARY	ISDLAF+ SDA CITIBANK 2.250%	N/A	MONEY MARKET	ISDLAF+ CITIBANK	14.28

*1 Cost basis is the amount at which the asset is purchased less any funds received or adjusted

Paper Bid FY20


Township Trustees of Schools

TOWNSHIP 38 NORTH, RANGE 12 EAST

www.lyonstto.net

BOARD OF SCHOOL TRUSTEES
Michael S. Thiessen, President
Michael Dickman, Trustee
Nicholas A. Kantas, Trustee

22 Calendar Ave. STE D
LaGrange, IL 60525
Phone 708-352-4480
Fax 708-352-4417

DATE: May 22, 2019
TO: Board of School Trustees
FROM: Kenneth T. Getty, MBA, CSBO 
SUBJECT: FY20 Lyons Township Paper Bid

Each year the school districts within Lyons Township look to achieve an economics of scale regarding their paper needs and submit a bid proposal for the township. This organized bid process allows the districts to receive a lower price than if each district were to purchase paper on its own.

Lyons Elementary School District 103 organizes the bid process, which was advertised in a newspaper and publicly revealed on Monday, April 22, 2019. Four vendors responded to the advertisement and the following recommendation is to award the bid to:

Midland Paper \$2.807 per ream (white) | \$3.673 per ream (color)

Recommended Motion:

"I move to approve the fiscal year 2019-20 Lyons Township Paper Bid to Midland Paper".

Lyons Township Paper Cooperative Bid Results
 School year 2019-2020
 School Districts 101,102, 103, 105, 106, 107, 108, TTO

Contract Paper Group

Paper Type	Price per Case-All	Cases Ordered	Total-All
White Fascopy/Equal	\$ 28.69	4600	\$131,974.00
Color Fascopy/Equal	\$ 37.26	363	\$13,525.38
Legal Fascopy/Equal	\$ 41.40	17	\$703.80
Ledger Fascopy/Equal	\$ 33.30	23	\$765.90
		5003	\$146,969.08

Midland Paper

Paper Type	Price per Case-All	Price with 1% Discount	Cases Ordered	Total-All	Total with 1% Discount
White Maestro/Optimus	\$ 28.35	\$28.07	4600	\$130,410.00	\$129,122.00
Color Xcell	\$ 37.10	\$36.73	363	\$13,467.30	\$13,332.99
Legal Xcell/Optimus	\$ 40.50	\$40.10	17	\$688.50	\$681.70
Ledger Xcell/Optimus	\$ 31.50	\$31.19	23	\$724.50	\$717.37
			5003	\$145,290.30	\$143,854.06

▲ Kray, Lori :

Recommended Bidder

Veritiv (Unisource)

Paper Type	Price per Case-All	Cases Ordered	Total-All
White Comet	\$ 28.45	4600	\$130,870.00
Color American Eagle	\$ 37.20	363	\$13,503.60
Legal Econosource	\$ 41.75	17	\$709.75
Ledger Econosource	\$ 32.00	23	\$736.00
		5003	\$145,819.35

Mumans

Paper Type	Price per Case-Alone	Price per Case-All	Cases Ordered	Total-All
White Boise	0 NO BID		4600	\$0.00
Color Torchglow	0 NO BID		363	\$0.00
Legal Boise	0 NO BID		17	\$0.00
Ledger Boise	0 NO BID		23	\$0.00
			5003	\$0.00

School Treasurer's Bond FY20

Township Trustees of Schools

TOWNSHIP 38 NORTH, RANGE 12 EAST
www.lyonstto.net

BOARD OF SCHOOL TRUSTEES
Michael S. Thiessen, President
Michael Dickman, Trustee
Nicholas A. Kantas, Trustee

22 Calendar Ave. STE D
LaGrange, IL 60525
Phone 708-352-4480
Fax 708-352-4417

DATE: May 22, 2019
TO: Board of School Trustees
FROM: Kenneth T. Getty, MBA, CSBO *KTG*
SUBJECT: FY20 Treasurer's Bond

The Treasurer's surety bond is up for annual renewal. This bond, required by law, protects the Treasurer's office in the event of financial wrongdoing or dishonesty on the part of the Treasurer. The annual premium is \$15,000. There is no cost increase over the current year.

Recommended Motion:

"I move to approve the renewal of the treasurer's bond for fiscal year 2019-20".

Review/Approval Of Depositories

Township Trustees of Schools

TOWNSHIP 38 NORTH, RANGE 12 EAST

www.lyonstto.net

BOARD OF SCHOOL TRUSTEES

Michael S. Thiessen, President

Michael Dickman, Trustee

Nicholas A. Kantas, Trustee

22 Calendar Ave. STE D


LaGrange, IL 60525

Phone 708-352-4480

Fax 708-352-4417

DATE: May 23, 2019

TO: Board of School Trustees

FROM: Kenneth T. Getty, MBA, CSBO 

SUBJECT: Depository Updates

The Lyons Township School Treasurer's office authorized depository listing is being updated to reflect depository changes that have transpired this fiscal year.

Bridgeview Bank was acquired by First Midwest Bank in late 2018 and officially merged their operations under the First Midwest Bank brand on May 13, 2019. This update to the LTTO's Authorized Depository Listing will reflect the First Midwest Bank merger and update the bank contact listings at Amalgamated Bank, Countryside Bank, Heartland Bank, and PMA Financial Network.

Recommended Motion:

"I move to approve to approve the Authorized Depositories as presented".

Approved Depositories
 Lyons Township Trustees of School
 Township 38 North, Range 12 East

5/23/2019 8:31

	Depository Name	Contact	Address	Phone	Fax Number
1	Amalgamated Trust & Savings Bank	Attn: David Paxton	One West Monroe	IL 60603 312-822-3029	312-267-8769
2	Byline Bank	Attn: Martha Rodriguez	7600 W. 63rd Street	IL 60501 773-788-7008	773-640-5912
3	BMO Harris Trust & Savings Bank	Attn: Hank Gay	111 W. Monroe	IL 60621 312-461-2439	312-293-5811
4	Community Bank of Oak Park River Forest	Attn: Ann Schimmel	7751 Lake Street	IL 60305 708-660-7038	Secure Email
5	Countryside Bank	Attn: Trina Mitchell	6724 Joliet Road	IL 60525 708-485-9348	708-485-3108
6	First Midwest Bankcorp. Inc.	Attn: Nadine Johnson	One Pierce Place	IL 60143 847-739-3841	224-321-1820
7	First National Bank & Trust	Attn: Scott Peters	620 W. Burlington Avenue	IL 60525 708-579-8644	708-479-4626
8	Geneva Advisors-CIBC Atlantic Trust	Attn: Bruce Klein	181 W. Madison St.	IL 60602 312-422-1769	312-578-930
9	Private Wealth Management	Attn: Crystal Panzarella	4456 Wolf Road	IL 60558 815-823-8224	815-439-4444
10	Heartland Bank		400 West Monroe St.	IL 62704 800-947-8479	
11	The Illinois Fund		Suite 401	IL 60018 708-275-5694	708-579-1398
12	MB Financial Bank	Attn: Dee Florczyk	9550 W Higgins Rd	IL 60603 312-580-4279	312-356-7009
13	JP Morgan Chase	Attn: David Sippel	10 S. Dearborn St.	IL 60603 630-657-6422	
14	PMA Financial Network Inc	Attn: Audra Braski	2135 CityGate Lane		
15	CIBC-Private Bank	Attn: Julianne Tynski	120 South La Salle	IL 60603 312-564-1485	312-800-9728

IMRF Preliminary Contribution Rate (Calendar Year 2020)

Township Trustees of Schools

TOWNSHIP 38 NORTH, RANGE 12 EAST

www.lyonstto.net

BOARD OF SCHOOL TRUSTEES

Michael S. Thiessen, President

Michael Dickman, Trustee


Nicholas A. Kantas, Trustee

22 Calendar Ave. STE D

LaGrange, IL 60525

Phone 708-352-4480

Fax 708-352-4417

DATE: May 22, 2019
TO: Board of School Trustees
FROM: Kenneth T. Getty, MBA, CSBO 
SUBJECT: IMRF Contribution Rate (Calendar Year 2020)

The IMRF contribution rate for calendar year 2020 discussed at the April 8, 2019 LTTO Board Meeting. The phase-in rate of 6.94% was selected, which is 9.98% higher than its current 6.31% rate.

This rate needs to be formally selected by the Lyons Township Trustees of Schools before August 30, 2019 or the rate will default to 10.88%.

Recommended Motion:

"I move to approve the IMRF phase-in rate of 6.94% as the contribution rate for calendar year 2020 for the Lyons Township Trustees of Schools."

West 40

Closed Session

Motion to suspend the Special Board Meeting for the purpose of entering Closed Session.

- ***Illinois Open Meetings Act, (5 ILCS 120/2 (c)(11)***, “Litigation, when an action against, affecting or on behalf of the particular public body has been filed and is pending before a court or administrative tribunal, or when the public body finds that an action is probable or imminent, in which case the basis for the finding shall be recorded and entered into the minutes of the closed meeting.”
- ***Illinois Open Meetings Act, (5 ILCS 120/2 (c)(1)***, “Discussion on the appointment, employment, compensation, discipline, performance or dismissal specific employees of public body.”

Motion to reconvene the
Special Meeting
of the
Board of Trustees

Time: _____

Action as a result of Closed Session

Adjournment