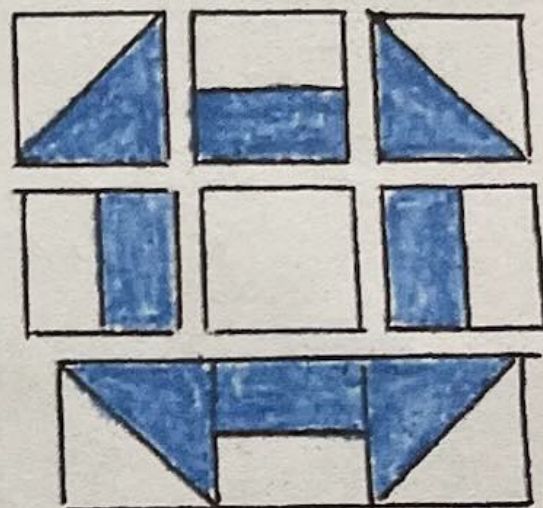
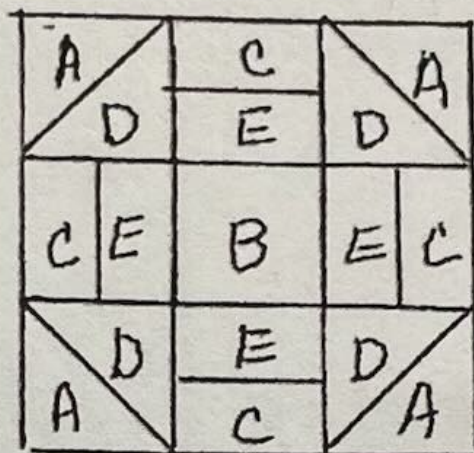
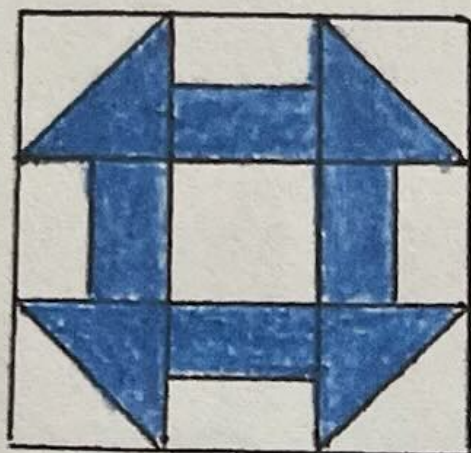


January 2025

Churn Dash

blue print, white



White: A: Cut two squares $4 \frac{7}{8}$, cut in half diagonally

B: Cut one square $4 \frac{1}{2}$

C: Cut four rectangles $2 \frac{1}{2} \times 4 \frac{1}{2}$

Blue: D: Cut two squares $4 \frac{7}{8}$, cut in half diagonally

E: Cut four rectangles $2 \frac{1}{2} \times 4 \frac{1}{2}$

Sew A to D four times ; Sew C to E four times

Then sew AD to CE to DA ; sew AD to EC to DA

Sew CE to B to EC

Then sew rows together as in diagram.

Fat Quarters for February: Red print, plain pink