


Dear Silly McGilly




Directions


1. Help students brainstorm what they may like to say to Silly McGilly in their letters. For example:
 - Do they have any questions for Silly about Ireland or the other leprechauns?
 - Do they have ideas for Silly's next trick?
 - Do they want to tell Silly what they thought about his past tricks?
2. Have students write their letters to Silly.
 - Have students share or present their letters to the class.
 - Optional: Students can include a drawing on the back of the letter.
3. Additional Ideas:
 - Repurpose a shoebox or container and create a Silly McGilly "mailbox." Have students place their letters inside.
 - Pretend to be Silly and write responses to a few of the students' letters. On the next day, read Silly's "replies" to the class.



Dear Silly McGilly,



Handwriting practice lines consisting of five sets of three horizontal lines (top solid, middle dashed, bottom solid).



Sincerely,

Handwriting practice lines consisting of three horizontal lines (top solid, middle dashed, bottom solid).