

Listing of Scores by Rodeo

05/08/2018

High School Finals

Page 1

Average

Event: BAREBACK RIDING

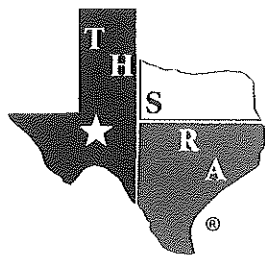
Contestant	Event Points	Score	Time	All Around Points	Payout
FRANKS, COLE	10.00	133.0	0.000	10.00	25.01

Event: BARREL RACING

Contestant	Event Points	Score	Time	All Around Points	Payout
GOULDY, CAMI	10.00	0.0	35.144	10.00	190.04
JAMESON, JAYDA	9.00	0.0	35.238	9.00	142.53
WININGS, EMMI	8.00	0.0	35.663	8.00	95.02
BRUGMAN, SUSAN	7.00	0.0	35.695	7.00	47.51
HIATT, KROSS	6.00	0.0	35.720	6.00	0.00
WELLS, ROBBYN	5.00	0.0	35.739	5.00	0.00
SEALS (R1), MACI	4.00	0.0	35.924	4.00	0.00
HARTER, KARLIE	3.00	0.0	36.169	3.00	0.00
DIDWAY, REMI	2.00	0.0	36.430	2.00	0.00
HOUCK (R1), MARY	1.00	0.0	36.629	1.00	0.00
TUCKER, GRACIE	0.00	0.0	36.825	0.00	0.00
ELLIS, BRANDALYN	0.00	0.0	37.868	0.00	0.00
MASK, EMERY	0.00	0.0	39.502	0.00	0.00
SIMMONS, DALLI	0.00	0.0	41.061	0.00	0.00
BENNETT, SAGE	0.00	0.0	41.291	0.00	0.00
BENSON (R1), KEALEY	0.00	0.0	41.313	0.00	0.00
ROUSE, KOURTNIE	0.00	0.0	41.699	0.00	0.00
LOWREY, LONDON	0.00	0.0	42.175	0.00	0.00
CHRISTIAN, CARLY	0.00	0.0	117.595	0.00	0.00
ESPENSON, SHELBY	0.00	0.0	200.000	0.00	0.00

Event: BREAKAWAY ROPING

Contestant	Event Points	Score	Time	All Around Points	Payout
SHARP, SIERRA	10.00	0.0	5.864	10.00	165.03
NORRIS, CARSEN	9.00	0.0	6.794	9.00	137.53
CARROLL, BLAINE	8.00	0.0	6.940	8.00	110.02
RUSSELL, NATALIE	7.00	0.0	7.120	7.00	82.52
HALEY, MADISON	6.00	0.0	7.322	6.00	55.01
NORRIS, COOPER	5.00	0.0	7.424	5.00	0.00
TUCKER, GRACIE	4.00	0.0	7.823	4.00	0.00
LOWREY, LONDON	3.00	0.0	7.990	3.00	0.00
WELLS, ROBBYN	2.00	0.0	9.085	2.00	0.00
ELLIS, BRANDALYN	1.00	0.0	9.417	1.00	0.00
CHRISTIAN, CARLY	0.00	0.0	18.331	0.00	0.00
WALKER, GRACEN	0.00	0.0	103.106	0.00	0.00
HIATT, KROSS	0.00	0.0	103.756	0.00	0.00
JOHNSON, KATE	0.00	0.0	103.859	0.00	0.00
BENNETT, SAGE	0.00	0.0	103.902	0.00	0.00
DIDWAY, REMI	0.00	0.0	103.987	0.00	0.00
MASK, EMERY	0.00	0.0	104.155	0.00	0.00
HARTER, KARLIE	0.00	0.0	104.323	0.00	0.00
JOHNSON, RYLEE	0.00	0.0	104.380	0.00	0.00
BUTLER, LAYTON	0.00	0.0	200.000	0.00	0.00
ESPENSON, SHELBY	0.00	0.0	200.000	0.00	0.00
JOHNSON, KENLI	0.00	0.0	200.000	0.00	0.00
CARTER, BROOKE	0.00	0.0	200.000	0.00	0.00



Listing of Scores by Rodeo

05/08/2018

High School Finals

Page 2

Average

Event: BULL RIDING

Contestant	Event Points	Score	Time	All Around Points	Payout
CULVER-WELLS, WYATT	10.00	83.0	0.000	10.00	50.01
GLEAVES, DAWSON	0.00	0.0	0.000	0.00	0.00

Event: CALF ROPING

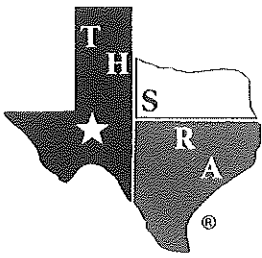
Contestant	Event Points	Score	Time	All Around Points	Payout
RICE, KORBIN	10.00	0.0	21.444	10.00	190.04
MCCARLEY, COLTON	9.00	0.0	21.892	9.00	142.53
ODOM, CRAIG	8.00	0.0	26.086	8.00	95.02
JEFFREYS, CALAHAN	7.00	0.0	27.017	7.00	47.51
MARTIN, LOGAN	6.00	0.0	27.541	6.00	0.00
HIATT, QUADE	5.00	0.0	28.591	5.00	0.00
MCCLENDON, KYLER	4.00	0.0	29.521	4.00	0.00
JOHNSON, KALLEN	3.00	0.0	31.076	3.00	0.00
ALBRACHT, HARRIS	2.00	0.0	41.646	2.00	0.00
PILLARS, KAGAN	1.00	0.0	42.814	1.00	0.00
TATE, KATER	0.00	0.0	110.028	0.00	0.00
RICE, JABIN	0.00	0.0	110.805	0.00	0.00
GRIFFIN, WYATT	0.00	0.0	111.217	0.00	0.00
HILL, KELTON	0.00	0.0	111.533	0.00	0.00
ALBRACHT, HADLEY	0.00	0.0	112.841	0.00	0.00
JAMESON, STETSON	0.00	0.0	116.835	0.00	0.00
BAUMANN, SLADE	0.00	0.0	117.345	0.00	0.00
ESPENSON, TYLER	0.00	0.0	200.000	0.00	0.00
HARTER, CODY	0.00	0.0	200.000	0.00	0.00

Event: GOAT TYING

Contestant	Event Points	Score	Time	All Around Points	Payout
SHARP, SIERRA	10.00	0.0	19.075	10.00	150.03
NORRIS, COOPER	9.00	0.0	19.776	9.00	100.02
TUCKER, GRACIE	8.00	0.0	20.010	8.00	0.00
JOHNSON, KENLI	7.00	0.0	20.360	7.00	0.00
CARROLL, BLAINE	6.00	0.0	20.483	6.00	0.00
CHRISTIAN, CARLY	5.00	0.0	21.193	5.00	0.00
DIDWAY, REMI	4.00	0.0	21.199	4.00	0.00
WINDSOR, KAYCEE	3.00	0.0	21.310	3.00	0.00
JOHNSON, RYLEE	2.00	0.0	22.105	2.00	0.00
HARTER, KARLIE	1.00	0.0	112.726	1.00	0.00
ESPENSON, SHELBY	0.00	0.0	200.000	0.00	0.00

Event: POLE BENDING

Contestant	Event Points	Score	Time	All Around Points	Payout
SIMMONS, DALLI	10.00	0.0	42.878	10.00	160.03
BRUGMAN, SUSAN	9.00	0.0	43.241	9.00	120.02
DIDWAY, REMI	8.00	0.0	44.410	8.00	80.02
ELLIS, BRANDALYN	7.00	0.0	44.836	7.00	40.01
ROUSE, KOURTNIE	6.00	0.0	44.896	6.00	0.00
LOWREY, LONDON	5.00	0.0	45.217	5.00	0.00
WALKER, GRACEN	4.00	0.0	46.844	4.00	0.00
WELLS, ROBBYN	3.00	0.0	47.236	3.00	0.00
HIATT, KROSS	2.00	0.0	48.823	2.00	0.00
BENSON (R1), KEALEY	1.00	0.0	49.201	1.00	0.00



Listing of Scores by Rodeo

05/08/2018

High School Finals

Page 3

Average

CHRISTIAN, CARLY	0.00	0.0	49.659	0.00	0.00
TUCKER, GRACIE	0.00	0.0	50.140	0.00	0.00
JAMESON, JAYDA	0.00	0.0	53.448	0.00	0.00
WININGS, EMMI	0.00	0.0	54.044	0.00	0.00
HARTER, KARLIE	0.00	0.0	127.119	0.00	0.00
BUTLER, LAYTON	0.00	0.0	200.000	0.00	0.00
ESPENSON, SHELBY	0.00	0.0	200.000	0.00	0.00

Event: SADDLE BRONC

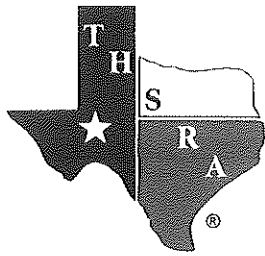
Contestant	Event Points	Score	Time	All Around Points	Payout
CULVER-WELLS, WYATT	10.00	134.0	0.000	10.00	90.02
RUSSELL, TAYLOR	9.00	133.0	0.000	9.00	60.01
FRAZIER, DUSTY	8.00	121.0	0.000	8.00	0.00
FRANKS, COLE	7.00	65.0	0.000	7.00	0.00
KENDRICK, CODY	6.00	59.0	0.000	6.00	0.00
DAVIS, CHANCE	5.00	40.0	0.000	5.00	0.00

Event: STEER WRESTLING

Contestant	Event Points	Score	Time	All Around Points	Payout
HIATT, QUADE	10.00	0.0	11.131	10.00	125.03
TATE, KATER	9.00	0.0	11.543	9.00	0.00
FRAZIER, DUSTY	8.00	0.0	11.912	8.00	0.00
HARTER, CODY	0.00	0.0	200.000	0.00	0.00
NORWOOD, ROWDY	0.00	0.0	200.000	0.00	0.00

Event: TEAM ROPING

Contestant	Event Points	Score	Time	All Around Points	Payout
CLEMENTS, SPENCER (1)	10.00	0.0	14.633	10.00	200.04
RICE, KORBIN (2)	10.00	0.0	14.633	10.00	200.04
HIATT, QUADE (1)	9.00	0.0	15.129	9.00	150.03
RICE, JABIN (2)	9.00	0.0	15.129	9.00	150.03
SHARP, SIERRA (1)	8.00	0.0	18.792	8.00	100.02
MARTIN, LOGAN (2)	8.00	0.0	18.792	8.00	100.02
HILL, KELTON (1)	7.00	0.0	20.765	7.00	50.01
MCCARLEY, COLTON (2)	7.00	0.0	20.765	7.00	50.01
ALBRACHT, HARRIS (1)	6.00	0.0	22.261	6.00	0.00
ALBRACHT, HADLEY (2)	6.00	0.0	22.261	6.00	0.00
HALEY, MADISON (1)	5.00	0.0	25.474	5.00	0.00
LONG, REID (2)	5.00	0.0	25.474	5.00	0.00
BAUMANN, SLADE (1)	4.00	0.0	39.952	4.00	0.00
PILLARS, KAGAN (2)	4.00	0.0	39.952	4.00	0.00
JOHNSON, KALLEN (1)	3.00	0.0	41.422	3.00	0.00
MARDIS, JOSH (2)	3.00	0.0	41.422	3.00	0.00
CHRISTIAN, CARLY (1)	2.00	0.0	109.021	2.00	0.00
GRIFFIN, WYATT (2)	2.00	0.0	109.021	2.00	0.00
NICHOLSON, ZACH (1)	1.00	0.0	112.874	1.00	0.00
VIGIL, KASON (2)	1.00	0.0	112.874	1.00	0.00
HUDDLESTON, KOOPER (1)	0.00	0.0	113.398	0.00	0.00
JEFFREYS, CALAHAN (2)	0.00	0.0	113.398	0.00	0.00
MCCLENDON, KYLER (1)	0.00	0.0	119.297	0.00	0.00
SHARP, JOHN (2)	0.00	0.0	119.297	0.00	0.00
HARTER, CODY (1)	0.00	0.0	124.036	0.00	0.00
RUSSELL, TAYLOR (2)	0.00	0.0	124.036	0.00	0.00



Listing of Scores by Rodeo

05/08/2018

High School Finals

Page 4

Average

CARTER, BROOKE (1)	0.00	0.0	139.327	0.00	0.00
BUTLER, LAYTON (2)	0.00	0.0	139.327	0.00	0.00
ESPENSON, TYLER (1)	0.00	0.0	200.000	0.00	0.00
STOWERS, REAGAN (1)	0.00	0.0	200.000	0.00	0.00
TUCKER, GRACIE (1)	0.00	0.0	200.000	0.00	0.00
FRAZIER, DUSTY (1)	0.00	0.0	200.000	0.00	0.00
WILHITE, KRISTIAN (1)	0.00	0.0	200.000	0.00	0.00
NORWOOD, ROWDY (1)	0.00	0.0	200.000	0.00	0.00
MOORE, GRAYLEN (2)	0.00	0.0	200.000	0.00	0.00
TATE, KATER (2)	0.00	0.0	200.000	0.00	0.00
WILHITE, JORDAN (2)	0.00	0.0	200.000	0.00	0.00
NORWOOD, JUSTIN (2)	0.00	0.0	200.000	0.00	0.00
WINDSOR, KAYCEE (2)	0.00	0.0	200.000	0.00	0.00
SHIELDS, KOY (2)	0.00	0.0	200.000	0.00	0.00