

Introduction to Unit Mapping



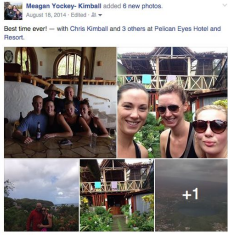
Lake Oswego School District

Objectives:

- Increase shared knowledge about **curriculum mapping**
- Continue the **implementation plan** to move towards **guaranteed & viable** curriculum
- Provide an opportunity for **asking & answering questions**
- Increase **clarity** about what to **expect** and what to bring on Unit Mapping half-day release time

Agenda:

- Opening/Objectives
- The Plan
- Review Types of Maps
- Look at your team's Projection Map
- What to Expect
- Dear Facilitator
- Closing/Reflection

	Type of Map	Notes
		
		
		

3 things that will show up in the strategies column:	
1. Identified Lessons from adopted materials	
2. Supplemental strategies	
3. Materials/Resources	

Focus on:

- of Standards
- Selection of specific
- of the unit

PLEASE BRING:

- Technology (charged)
- Plans/syllabi you have created in the past
- Teacher’s manual/guides from adopted materials

REFLECTION PAGE

Introduction to Unit Mapping
Lake Oswego School District

Objectives:

- Increase shared knowledge about **curriculum mapping**
- Continue the **implementation plan** to move towards **guaranteed & viable** curriculum
- Provide an opportunity for **asking & answering questions**
- Increase **clarity** about what to **expect** and what to bring on Unit Mapping half-day release time

Reflection:

I want to remember:

Something that is not clear is:

Other Feedback: