

The logo for the Utah Water Garden & Koi Club. It features the word "Utah" in blue with a red and white striped banner across it, positioned above the word "Club" in a large, green, stylized font. Below "Club" are the words "Water Garden & Koi" in a blue, serif font.

Utah Water Garden & Koi Club

November/December 2017



Our October Banquet was held at the Rodizio Grill in Trolley Square. It was a busy night – full of friendly auction competition, great conversation, 2017 pond tour video highlights, the unveiling of the new slate of officers, a survey, and some wonderful food. (WHEW!)

First on the agenda was a big “THANK YOU” to Shirley Simmonds for her dedication to the club as President. 2017 is her last year in this position. She has done so much to increase membership and promote the club. She has done a wonderful job so next time you see her, please let her know!

Some proposals were also voted on by our members at the dinner:


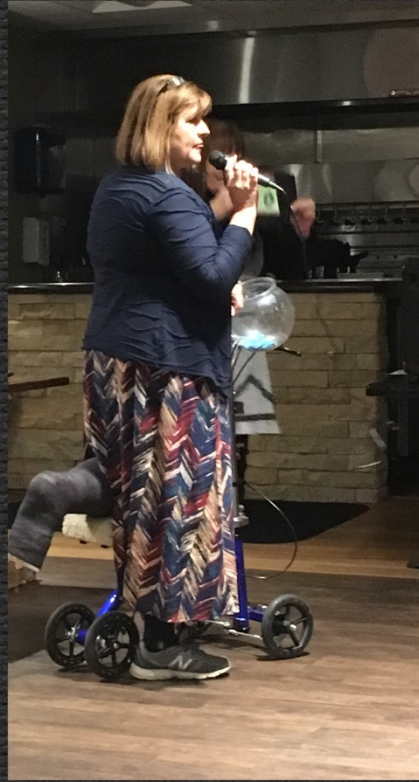
The first proposal was to increase annual membership dues from \$40 to \$45 for couples and from \$30 to \$35 for singles. The proposal passed.

The second proposal was that if dues for 2018 were paid before January 1, 2018 the old rates of \$40 and \$30 would apply. This proposal also passed.

Shirley announced the new officers which were sustained without elections as the candidates were unchallenged. The new officers are:

President: Richard Cobbley
Vice-President: Julie Flint
Secretary: Sherry Avellar
Treasurer: Daniel Peel

The results of the survey are summarized within this newsletter for your information. The new officers will be setting up 2018 speakers and topics to address the interests of the members.





2017 Banquet







The 2018 Calendar of meetings and locations will be published in January. Our new officers are working on putting together a great bunch of speakers and topics. Stay tuned!



IHOP The Ponder Frog...



Ponders “That’s for The Birds!”

Bird Feeding Basics

Fall and winter is a great time to feed our feathered friends. Winter can be hard for these beautiful animals and food is hard to find. Why not take the opportunity now to help feed the birds this winter? After all, you’re not feeding fish!!!

Feeding the birds can be as simple as placing a feeder full of seed in your yard and waiting for them to find it.

Feeders come in a wide variety of materials and styles. There are hopper feeders, tray feeders, suet feeders, tube feeders and specialty feeders designed to supply bird food to birds.

There are several ways in which birds feed. The three basic niches for feeding preferences of birds covers the variety of birds that backyard bird feeders will attract across North America.

Birds Feeding on the Ground

If you are interested in feeding birds on the ground level, you should use a seed blend high in millet, which is designed to attract ground-feeding birds such as doves, sparrows and juncos.



Birds Feeding at the Feeder

If you are interested in feeding birds at elevated levels, use a seed blend that contains little or no millet, and contains seeds such as oil sunflower, striped sunflower, and safflower. These types of seed blends are designed to attract birds such as chickadees, nuthatches and titmice that feed at elevated levels.



Birds Feeding at the Feeder and on the Ground

If you are interested in feeding birds at both ground and elevated levels, use a seed blend designed to attract a variety of birds that feed at both levels and which contains a moderate amount of millet and other seeds attractive to birds. This blend should attract the greatest variety of birds to any one feeding station including cardinals, chickadees, finches and juncos.



Bird Feeding Habitat Strategy



Things to remember when getting started

If you have not yet been feeding birds in your backyard, it may take from one day to several months before the birds in your area discover your new feeder. Be patient and consider the following:

- It is important that you use a seed type or seed blend based on the birds in your area.
- Birds generally find their food by sight. Placing your feeder where it will be visible to them should decrease the time it takes for birds to start feeding.
- Sometimes sprinkling some seed on the ground or on top of the feeder will let the birds know that you are open for business.
- Remember to keep your feeders clean and change the seed at least once per month if the birds have not begun eating.
- Birds tend to choose their food by preference.

It is good to understand what kind of backyard habitat you have and what birds you might attract depending on the season. There are also situations that exist (squirrels, starlings, sparrows, pigeons etc.) that may increase or decrease the enjoyment you receive from bird watching. Birds may be challenged by problems (house cats and birds of prey) while trying to feed at feeders.

If birds find a relatively safe habitat with fresh food and water, chances are they will come back – frequently. The best way to attract a variety of birds is by providing the following four elements to create a habitat that will attract them:

Food: Provide different types of bird feeders, offering a variety of foods and placing the bird feeders where birds prefer to feed. Birds that prefer to feed on the ground are referred to as ground-feeding birds. Other birds that like to cling or hang while feeding prefer to feed from elevated feeders.

There are many varieties of specialized bird feeders available, but most fall into three basic categories:

- Ground-feeding trays or platform feeders.
- Elevated feeders such as hopper feeders and tube feeders.
- Suet feeders.

By providing bird feeders that recreate the natural feeding preference of birds, you will attract a greater variety of birds to your backyard throughout the year. You can provide fruit and nectar feeders for nectar eating birds. You can add suet feeders for insect eating birds. Peanut feeders will attract a variety of birds such as titmice, nuthatches and woodpeckers.

Shelter: Birds need protective cover just like people need the shelter of a house. Cover can be provided in many forms such as special plantings, hollow logs, and brush piles. Plants that bear a fruit for food are the best. The ideal bird habitat would include plants ranging in size and density from small evergreen shrubs to tall, full-grown trees. This

variety will provide birds a choice for feeding, hiding, courting and nesting.


Water: Water is important for the survival of birds in the summer and the winter. Birds need a dependable year-round water source for drinking and bathing. Water can be supplied in a bird bath, small pool, recirculating waterfall, shallow dish or from a dripping hose.

Places to Raise Young: With more and more destruction of the natural habitat, many birds are having trouble finding places to nest. By providing nesting boxes, you will encourage birds to raise their young in your backyard and stay in your area all year. You'll enjoy watching the family life of birds while providing the badly needed shelter.



Random Thoughts

I am no cook. But I can follow the directions. Which said to let the bird chill in the sink for a few hours.



MAYBE JUST



ONE MORE PIECE OF PIE....

Reinvented by That_white_kid_thou for iFunny :)

© ifunny.mobi

Shot my first turkey today.. scared the crap out of everyone in the frozen food section, it was awesome!!



HAPPY HOLIDAYS FROM THE 2017/2018 CLUB OFFICERS AND BOARD MEMBERS! HAVE A WONDERFUL HOLIDAY SEASON AND HAPPY PONDING FOR THE NEW YEAR



The Pond Trading Post



The Pond Trading Post is a forum to trade or adopt plants, fish, amphibians, single socks or small children. Please email Sherry and Gil Avellar at trout42@hotmail.com with a short description of what you would like to adopt out or what you might be seeking for your pond. Please provide contact information as well.



Have a good fishy recipe? Submit it for our newsletter to trout42@hotmail.com

Maine Seafood Stuffing

Ingredients

- 1 cup Ritz crackers, ground up
- 1 cup bread crumbs
- 1/2 cup onions
- 1 pound fresh Maine scallops
- 1 cup fresh Maine shrimp
- 1 cup Maine crab legs
- 1/2 cup celery, sliced
- 1/2 cup peppers, chopped (orange and yellow peppers)
- 2 eggs
- 3/4 cup melted butter
- 1/4 cup cooking sherry (or white wine substitute)
- 1 clove fresh chopped garlic
- Salt and pepper, to taste

Cook seafood in 1 cup boiling salted water. Cook till 3/4 done, strain seafood out of water. Add bread crumbs, Ritz crackers, and cover till liquid is absorbed.

In another skillet, caramelize peppers, celery and onion, then add to bread-Ritz mixture.

Add the eggs and melted butter, stir in seafood and 1/4 cup sherry. Cover and let stand 15 minutes.

Now you're ready to stuff your turkey the down East way. Can be served with a white cream sauce on top of the stuffing.

This stuffing can also be used to stuff clams, on top of crab cakes or on a pork chop -- it's all wicked good!

Utah Water Garden & Koi Club 2017/2018 Survey

SUMMARY OF RESULTS

1. Why did you join the organization?

Education – 15 responses
Social – 7 responses
Recommended by a member – 3 responses
Miscellaneous – 3 responses
Pond Tour – 2 responses

2. How long have you been a member?

Average number of years – 5.1 years

3. Do you intend to renew your membership?

Yes – 28
No - 1

4. If not, what could we offer you that would make you renew?

No answers

5. How did you first hear about us?

Member – 13 responses
Pond Tour – 9 responses
Website – 4 responses
Miscellaneous – 3 responses

6. What do you believe is the primary function of our association?

Education – 22 responses
Social – 16 responses

7. What would you like the club to focus on?

General information and education – 10 responses
Social – 7 responses
Gardens and plants – 6 responses
Ponds – 5 responses
Fish, and other species – 3 responses
Koi – 1 response

8. What do you like the most about being a member of our organization?

Social – 16 responses
Education – 14 responses
Meetings – 4 responses
Pond Tour – 2 responses

9. How would you prefer to pay for dues and other fees the club collects?

Credit/Debit Card - 18 Cash - 4 Check – 11

10. Rate each of our benefits / programs on a scale of 1 to 5, with 5 being most valuable and 1 being least valuable

	Most Valuable	Valuable	Neutral	Not Very Valuable	Least Valuable	No Answer
Speakers	21	2	3	0	0	4
Monthly Meetings	20	4	0	1	1	6
Annual Banquet	20	3	2	0	1	6
Socializing	17	4	3	2	0	6
Pond Tour	17	2	4	1	0	8
Summer BBQ	12	9	3	1	1	6
Plant Exchange	7	7	3	2	0	13
Web Site	6	8	1	2	3	12
Newsletter	5	8	6	1	2	11
Auction	4	3	7	5	4	9
Facebook Page	1	4	3	3	7	14

11. Did you attend the 2017 Pond Tour?

Yes - 21 No - 10 In the pond tour - 2

12. How many ponds did you visit?

All - 3 Most - 5 Some - 12

13. How would you rate the pond tour on a scale of 1 to 5 with 1 being disappointing and 5 being outstanding?

Eleven people rated it Outstanding – of those, three people visited all, two people visited some, four people visited most, two people rated 5 but did not attend the tour

Five people rated it Very Good – of those, one person visited most and three visited some ponds

Three people rated it Good – all three said they visited some ponds

One person rated it somewhat disappointing – that person visited some ponds

14. What suggestions do you have to improve the pond tour experience?

Smaller tour area/more in Salt Lake Valley/more ponds – 8 responses

Advertising/Marketing – 7 responses

Food/Refreshments/hosts – 3 responses

Pleased – 1 response

15. Monthly meetings are held at 7:00 pm. What would your food preference be?

Dinner- 11

Snacks – 9

Variety – 4

Dinner (Simple, light) – 3

Dessert – 2

Wine 1

Nothing – 0

16. What topics would you like to hear about at the monthly meetings?

Pond Maintenance, design, building and filters – 10 responses

Pond and Garden Plants – 7 responses

Miscellaneous – 5 responses

Non-fish species – 2 responses

Goldfish, fish disease - 2 responses

Koi – 2 responses

17. Do you receive the monthly newsletter? (Circle One)

Yes - 20

No - 10

18. Please provide your email address if you would like to receive a newsletter

7 Email addresses received

19. Please rate the following newsletter articles on a scale of 1 to 5 with 5 being most valuable and 1 being least valuable

	Most valuable	Valuable	Neutral	Not Very Valuable	Least Valuable	No Answer
Calendar of Events	16	1	2	0	1	12
Down in the Garden with Rosie	14	2	1	0	1	14
Ihop Ponder Frog Articles	9	1	4	0	0	18
Chef's Corner	7	2	2	3	2	16
Pond Trading Post	6	3	4	1	1	17
Random Thoughts	5	3	2	3	2	17

20. Please rank your interests in order of preference on a scale of 1 to 10 with 1 being most interested and 10 being least interested:

	Most Interested	Pretty Interested	Kind of Interested	A Little Interested	Neutral Interest	Neutral Disinterest	Somewhat Disinterested	Kind of Disinterested	Pretty Disinterested	Least Interested	No Answer
Aquatic Plants	14	3	5	3	1	1	1	0	0	1	3
Pond Maintenance	12	4	5	3	0	0	1	0	1	1	5
Goldfish varieties	11	2	3	2	3	3	2	1	1	0	4
Koi	10	4	1	2	3	1	0	1	1	2	7
Gardening	10	6	2	1	6	0	0	0	2	1	4
Pond Construction	6	3	3	3	5	2	0	0	1	0	9
Amphibians and other non-fish species	7	3	2	0	0	0	5	1	4	0	10
Turtles	7	2	1	3	2	2	4	4	1	0	6
Other fish (trout, bass, bluegill)	3	5	1	2	5	2	1	2	1	1	9
Other	1	0	0	0	1	0	0	0	1	5	24

One person listed an additional topic of “Filter Types”

21. Please list any additional thoughts or suggestions that you feel are pertinent on the back of this survey form.

- We need to be more aggressive on getting pond tour books out and collecting from sponsors
- Light snacks at meetings. Stop spending so much money on large dinners. The money can be spent wisely in other areas.
- More hands-on classes dealing with fish – moving them, disease, buying them, value of markings, etc.

Club Officers 2017

President: Shirley Simmonds 702-302-6315 (shirjonevermore@gmail.com)

Vice-President: Julie Flint 801-274-3040 (jam199@comcast.net)

Secretary: Connie Wagstaff 801-944-3911 (idiq15@aol.com)

Treasurer: Suzie Janic 801-231-5963 (sjanic@comcast.net)

Board Members:

Sterling Herrmann 801-560-0745 (oahuheather@gmail.com)

Brett Reynolds 801-272-2541 (brett@reynoldsgraphics.com)

Nancy Aoyagi 801-712-9484 (avon_naoyagi@hotmail.com)

By Laws Coordinator: Gary Anderson 801-290-2340 (gyroman@comcast.net)

Web Master: Brett Reynolds 801-272-2541 (brett@reynoldsgraphics.com)

Assist. Web Master: Jeff Allred 801-573-0836 (jeffallred5514@msn.com)

Newsletter: Gil and Sherry Avellar 801-572-0853 (trout42@hotmail.com)

Photographer and Historian: Daniel Peel 435-660-0784 (danielpeel@me.com)

Board Assistant: Claudia Larsen 801-898-0915 (smokeysox@aol.com)

New Club Officers 2018

President: Richard Cobbley 702-302-6315 (randrcobb@comcast.net)

Vice-President: Julie Flint 801-274-3040 (jam199@comcast.net)

Secretary: Sherry Avellar 801-664-9528 (trout42@hotmail.com)

Treasurer: Daniel Peel 435-660-0784 (danielpeel@me.com)

Board Members:

Shirley Simmonds (Past President) 702-302-6315 (shirjonevermore@gmail.com)

Sterling Herrmann 801-560-0745 (oahuheather@gmail.com)

Brett Reynolds 801-272-2541 (brett@reynoldsgraphics.com)

Nancy Aoyagi 801-712-9484 (avon_naoyagi@hotmail.com)