



THE CORSAIR

IPMS Phoenix / Craig Hewitt Chapter

President's Message

Once again, we've decided it is best to cancel the May meeting of the IPMS Phoenix/Craig Hewitt Chapter. Given the health guidelines that are in place, the fact that so many of our members are among the more vulnerable to the virus, and a strong desire to do everything sensible we can to prevent its spread, we still think it is the best thing to do. We continue to monitor the status of the disease here in the valley and will decide on whether to hold the June meeting at a time closer to that date.

One of the things that has been brought up is having a 'virtual' meeting, where you can show what you're working on during this social distancing era we've all been training for all our lives. The best way we know to do this is to hold a meeting using Zoom, a frequently used virtual meeting package similar to Skype. To this end, I've asked Lyn Gorton and Chris Blockwitz to generate a survey for you to fill out. The questions will be along the lines of 'would you be interested in participating in an on-line club meeting?' and 'would you be interested in managing the club meeting?' Your responses are vital to determining whether we go this route, so respond either way. If you do want to do it, say so. If you don't want to or can't do it, please also say so. We want to make sure we've reached everyone possible. The club will buy a license to hold meetings large enough to accommodate all of our members, but the meeting will need to be managed in order to maintain security and prevent bedlam. If there is sufficient interest in doing so, and someone steps up to manage the meeting, an email with the invitation will go out to all the club members. This invitation will have a link to the meeting, the meeting number, and the password to enter the meeting. Unfortunately, I will not be able to manage the meeting but, if it occurs, I will be there to open the meeting and explain the format of what we'll be doing.

Since I'm in one of those jobs considered 'essential,' I have to travel to and from work. Occasionally, as we all do, I also have to travel to pick up necessities. In my few travels, I still see an incredible number of people moving about for a state with a 'stay at home' order in place. And I am amazed at the number of people I see not wearing a mask of some sort. Granted, some of the things we see on Facebook are over the top. But a clean mask, worn properly, while not absolutely preventing either spreading or contracting the virus, can only help. You may think 'I don't have the virus, so there's no problem for me.' Not necessarily true. You may have the virus and be asymptomatic, thus walking around without a mask is spreading the virus with every breath you breathe. Don't get me wrong, it is absolutely your right to risk your life if you want to. What you do not have the right to do is put everyone around you at risk. Stay at home unless your trip is essential. And putting the kids in the car and going to Walmart is not essential. If you must go, go by yourself. Leave the rest of the family at home. Fewer people, less risk. If you go out, wear a mask. It's really that simple.

I've left the following paragraph in from last month's message. It still applies. Please read it and use it if you need to. Times like these can be very difficult in lots of ways. And in difficult times, the best thing we can do is help each other. If you should find yourself in need of help, don't be afraid or too proud to ask for that help. Go to the club website, click on 'Contact Us.' Fill out the 'General Information Request' form on that page and submit it. It will get to me and I will do anything I can to get you what you need.


We will keep you all informed as to the activities of the club as soon as we can. In the meantime, be safe. Thank you.

Steve


THIS ISSUE

Online Display Photos.....	2
Challenger 1 Jim Pearsall.....	13
M1 Super Sherman Ethan Dunsford.....	16
Club Contest Themes.....	20
Editors Corner.....	21
Club Meeting Calendar.....	24
Raffle Update & Upcoming Events.....	25
Website References	26

Display Models



USS Lexington — Mike McGee



USS Arizona — Mike McGee



USS New York/USS Colorado — Mike McGee

Display Models



1/72 Lockheed Jetstar
Mike Mackowski



1/48 HS 123A-1
Dick Montgomery



1/32nd scale AH-1F Super Conversion for Revell AH-1G

Floyd Werner



1/48 scale T-34 Mentor

Richard Engar

Display Models



1/72 Douglas B26-D By Brian Baker



1/72 Grumman F8F-1 By Brian Baker



1/72 Focke Wulf FW190 V30/U1 By Brian Baker



1/72 Focke Wulf TA-154/FW190 A-8 Mistel By Brian Baker

Display Models




Two Me262 from Mark Marez



Ecto _1 from Polar Lights by Chris Porche

Display Models



Chaos Plague Marines By Chris Porche



Stuffed Fables Figures by Chris Porche

Display Models



Terry Schuler sent in these pictures of 1/48 scale MK VIII Spitfire Limited edition kit from Hasegawa .
Kit still being built and is giving Terry some problems. We hope to follow up with a build review once the project is complete– Thanks for sharing Terry

Display Models




Airfix 1/48 Boulton Paul Defiant (NF) by Lyn Gorton



1/72 RB-36 by Mark Krumrey



1/48 Spitfire Mk 21 by Rick Weber



1/144 B-47 by Rick Weber



1/48 F-86 by Rick Weber

Display Models



1/48 FW 109A/8 with the actual airplane for reference by Jordan Ross



1/48 P36 by Jordan Ross



1/48 P40-E by Jordan Ross



1/48 BF 109G6 by Jordan Ross

Display Models



1972 Hurst Olds Cutlass by Laura Gorton



Mark Daniels has sent in two models that are WIP. A MK 1/32 B25 and a 1/48 scale Hurricane Mk1. Don't forget to let us have pictures of the finished product Mark and Happy Building.



M1 Suoer Sherman by Ethan Dunsford

Display Models



1/32 Revell ME-262B Nightfighter
from Craig Brown



SCALE MODELLING

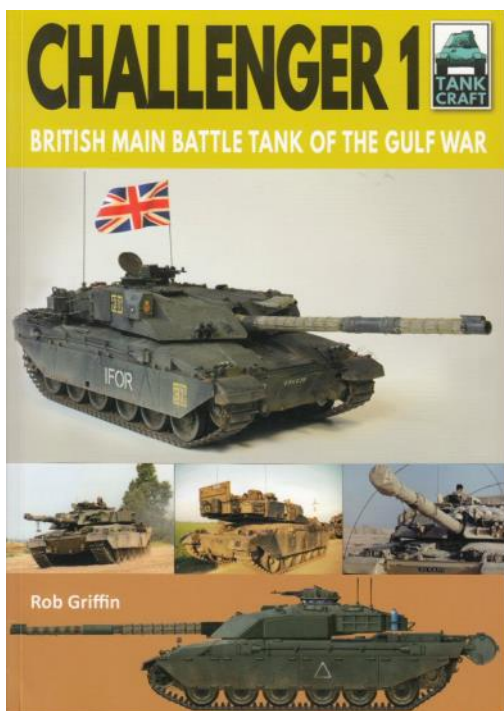
There are so many worse hobbies you could pick...

Your model picture could have and should have been on this page

Challenger 1, British Main Battle Tank of the Gulf War (Tankcraft)

Reviewed by: Jim Pearsall

This fine book was written/assembled with modelers in mind. And since most modelers are also interested in the history of the subject, that's nicely covered too. This book covers the Challenger 1. There's another book in the series on the Challenger 2.



CONTENTS

Introduction

Challenger 1 in Detail

Challenger 1 Main Battle Tank Variants

Challenger 1 Specialist Variants

Camouflage & Markings

Model Showcase

Modelling Products

In Service and In Action

Conclusion



Challenger 1, British Main Battle Tank of the Gulf War (Tankcraft) Reviewed by: Jim Pearsall


The Challenger 1 started out as an improved version of the Chieftain MBT. But with all the changes and improvements, the new tank was enough different that it was given a new name, Challenger. Most of the improvements were for an upgraded Chieftain which was to be sold to Iran, but the revolution which deposed the Shah put an end to the program. The politics involved in the improvements of equipment, suspension, armor, crew spaces, gun and engine of Challenger are covered. The detail chapter is a marvel. There are a lot of detail photos of interior and exterior features, with some pretty good explanations of what's shown.



My favorite part of the book is the set of eight drawings showing the color schemes used on Challengers. They are 4-view profiles, left, top, front and rear views. The subjects are the prototype, Gulf War, Royal Army units, and the Al Hussein version of the Jordanian Army. Since I'm planning to build a Challenger for the Gulf War, these will be very useful.

Challenger 1, British Main Battle Tank of the Gulf War (Tankcraft) Reviewed by: Jim Pearsall

The model section consists of 4 built models plus a listing of available Challenger 1 kits. 3 of the build models are 1/35 Tamiyas, the other is a 1/72 Trumpeter kit. These are amazing to me, because they give all kinds of advice on additional parts, small fixes, and general improvements on already very nice kits. The part on available kits is useful, as it provides an in box review of each kit which is very insightful.



The section on "In Service and In Action" is really great, interesting and superbly written. When the Challenger 1 went into Kuwait, the conventional wisdom was that the Challenger was a mediocre battle tank, and it would have a tough time in battle. The Iraqis found this to be fake news. It is estimated that Challengers destroyed over 300 Iraqi tanks with no combat losses of their own.

OVERALL EVALUATION: Highly recommended. This book covers the Challenger 1 from multiple viewpoint; history, details, versions, and colors & markings. It gives armor modelers a single source of information and background which is very useful.

Thanks to Casemate, Pen & Sword and IPMS USA for letting me read and review this book.

M1 Super Sherman. By Ethan Dunsford

M1 Super Sherman.

As many of you may know, I build tanks.... In fact I have been building them for nearly 40 years and over that time I may have collected a few kits and some spare parts...

I started building Sherman tanks above all others and allied vehicles almost exclusively. The RC tank battle side of my hobby started about 15 years ago and while I have dabbled in my vehicle choices the Sherman reigns supreme in my collection and as you may guess.... I have accumulated a serious inventory....

When the COVID-19 situation developed and the “stay at home” orders made entertainment choices a bit narrower, I decided to build something to truly clear the parts box. I literally dredged the parts box/ parts tub(s)/ parts shelf/ and cannibalized a decommissioned project with a bad suspension.

One of the versions of the Sherman I have always wanted to do is an Israeli variant known as the M1 “Super Sherman”. To those that don’t speak Sherman, it is a cast hull, radial engine variant with the later HVSS suspension and wider track. It is armed with the M1A2 76mm cannon and was purchased from post-war French or Italian stocks. My version was used in the 1956-1967 time frame and is the forerunner to the IDF specific M50/M51 tanks that are more popular among modelers.



M1 Super Sherman. By Ethan Dunsford

Many of these later IDF Shermans are referred to as SUPER SHERMAN but in fact only the M1 variant was ever really called that. This misnomer was unfortunately followed by Tamiya when they released an RC 1/16 M51 labeled “Super Sherman” that was basically a new turret on a kit originally molded in 1974. Rivet counters were lived as they also hadn’t changed the hull to match the more common cast variant.

I digress... I made a 1/35 M1 Super Sherman a few years back by kit bashing some Tamiya kits. The more I looked at it, the more I wanted to make its big brother to match my existing M50/M51 fleet. Into the stash I go.

Suspension: I searched high and low and even swept the floors to find all the related Tamiya suspension parts to make the HVSS suspension. The irony is in the last twelve months I sold two of these hulls to out of state hobbyists and assembled a third to make my Sandbagged Easy Eight. I managed to find all the OEM parts and pretty much assembled it from memory.



Drive-train: I built two functioning gearboxes a few damaged ones and added my last totally new set of tracks! The Electronics came from a damaged VVSS M4 Howitzer that just couldn’t stay running...

Upper Hull. I found a Mato cast upper hull and grafted it on to the Tamiya lower hull. I added a set of skirts for the wider suspension from an old Tamiya hull. The wider mud skirts are cobbled together and intended to look rough and well worn. A few of the filler caps were replaced with 3D printed ones.



M1 Super Sherman. By Ethan Dunsford

Turret. Here is where I went a little sideways. The Mato T23 76mm turret is a bit oversized to accommodate an airsoft unit. The Tamiya M51 has the large counterweight added to its turret for the larger 105mm gun. I decided to use up my spare Tamiya turret with the more common oval loader's hatch by surgically backdating it. Good thing I had an extra tube of Tamiya putty bought from hobby depot before the stores closed! I found my last 76mm aluminum barrel in my stash with a muzzle break to boot! The elevation/recoil are standard Tamiya and the traverse is modified Heng Long... (RC SPEAK)



M1 Super Sherman. By Ethan Dunsford

Smoke launchers from the Tamiya kit were detailed with chain for the covers. The mantlet had to be swapped for the 76mm version and I found an old Back Yard Armor one in my stash from my first Sherman project. It is a bit wider than the Tamiya (while seems a bit smallish if you ask me.) I decided to add the dust jacket common to Israeli versions and this allowed me to hide a few of the attachment issues. Dust jacket was detailed with rod/strip and some armor bosses from a 1/48 Tamiya M10.



After sanding for an eternity I added a coat of Rustoleum Camouflage Sand as a base coat for all the multimedia parts. Then I added painted on markings from the 10th infantry brigade. I began weathering with a combination of Tamiya/ Vallejo/ Mission models Desert colors.



The kit was tested for functionality and it works like a charm. I also finished a new tank for my daughter so we can fight!

2020 Club Contest Themes

2020 Club Contest Themes

January: OPEN (Anything you like)

February: Hollywood (Anything from movie or TV show)

March: Competition Vehicles (Anything Built For Racing)

April: Sci Fi/Fantasy

May: Getting Wet (Anything to do with Water)

June: Battle of Britain

July: Red, White & Blue (Must have all 3 colors on model)

August: Swap Meet

Note there will be no competition due to the Swap Meet

September: Vietnam (50th Anniversary of last major land battle in VN)

October: Coming In Hot (Anything made primarily for speed)

November: Personal relationship with subject

December: "White Elephant"

Note there will be no competition due to the White Elephant



EDITORS CORNER

BY LYN GORTON

First of all I would like to thank all of you who have sent in pictures of your current or recent builds. These are far more interesting than my last summer holiday snaps which would have graced these pages in the absence of any other input.

Please do not stop there—keep those pictures and articles coming in as it looks like we may not convene again until June—if indeed then ???

You will have received an email and have seen the presidents message about having a virtual build. I will be sending out a survey this weekend to gauge interest. Please respond by Wednesday 29th at the latest as we will need some time to set things up.

Thanks to Ethan this month for his build story on the Super Sherman—it as just a coincidence that I already had Jims book review on the blocks for this issue so we have a double armour issue for a change.

If anyone has in depth info on the Blue Thunder tour (Blue Angels/Thunderbirds) let us know asap> I know the idea is to fly over major cities but there may be other opportunities to observe—I know The Blue Angels visited Mesa Gateway recently and it would be cool to see a combined fly past.

Don't forget that you can still get supplies from Hobby Depot—just call Dick in advance and pay with a card and he will walk your order out to your car when you get to Hobby Depot.

Stay sane and safe although not necessarily in that order and keep those pictures coming in—it is still one point per model towards the modeler of the year award for our virtual display.

Also check out the details on the last page for the Virtual desert Scale Classic—You have until Thursday to get your entry pictures and forms in to Tim.



EDITORS CORNER

BY LYN GORTON

Article from Ed Kucharski

It's confirmed: overall, three F/A-18E/F jets were given a special livery for the sequel of Top Gun.

So far, we have published stories about two specially painted F/A-18 Super Hornets used as the "Hero Jet" in the filming of the upcoming sequel to the original 1986 "Top Gun" movie titled "Top Gun: Maverick": a single seat Boeing F/A-18E, BuNo. 165667; and a two-seater F/A-18F, BuNo. 165796.

Both jets sport the same livery: dark and light blue stripes, three MiG-28 (F-5s) "kill" markings and "Capt. Pete 'Maverick' Mitchell" name on the canopy rails along with the Top Gun emblem on the tail and the modex "00".

After posting our last article about the Boeing F/A-18E Super Hornet, BuNo. 165667, flying out of Naval Air Station North Island on Coronado Island, California off San Diego supposedly to join the Blue Angels (the U.S. Navy demo team will perform the upcoming 2020 season in their existing F/A-18C Hornets before transitioning to the new, larger and more capable Super Hornets in winter of 2020/21 in preparation for the 2021 show season) we received additional details by one of our readers, Bruce Taylor, who is an F18EFG aircraft maintenance planner for the Fleet Resource Center South East (FRCSE) in Jacksonville Florida.

Noteworthy, Bruce confirmed that the aircraft BuNo 165667 had been received from North Island and destined to the Blue Angels, but also explained that another single-seat aircraft was used for Top Gun movie: BuNo 165536. "We have had both aircraft in our hangar," Taylor explained in a message to *The Aviationist* who went on to say: "[BuNo 165536] has already been stripped of her Top Gun livery and is already being modified by Boeing in the next hangar over for the specialized Blue Angel mods. That said the Blues will have at least TWO aircraft used for Top Gun."

Therefore, at least three aircraft were eventually used for filming the stunning aerial footage for Top Gun 2: two F/A-18Es (165636 first and then 165667) and one F/A-18F (165796) with the latter one used to film with Tom Cruise in the backseat.

One of the two U.S. Navy F/A-18E Super Hornets and the previously seen two-seat F/A-18F with the same markings. (Photo: @fwankie via Instagram file photo/TheAviationist)

Both these aircraft are among the oldest Super Hornets in the fleet but it is the practice of the Blue Angels (and other display teams) to adopt and refurbish high-flight time aircraft for use in their team to keep the newest aircraft in frontline service.



Membership

For only \$1 a month you get all of this

- . Monthly club newsletter**
- . Discounted club T-shirts**
- . Modelzona**
- . Monthly Raffle Prizes**
- . Monthly contest awards**
- . Annual club Christmas party**
- . And more**

Remember that you have to be a member **in good standing to enter and win competitions, get a copy of the monthly newsletter sent directly to your email, and vote for anything that the club brings to the table.**

**So Make sure to see Treasurer,
“Bill Dunkle”, at the club meeting to sign up
for membership**

2020 CLUB MEETING CALENDAR

All meetings held at American Legion Post #1, 364 N. 7th Ave., Phoenix, AZ 85003

JANUARY 2020

Tuesday 7th, 7pm
Seminar/Speaker: Materials and
Technique/Stuart Bricker

JULY 2020

Tuesday 7th, 7pm
Seminar/Speaker:

FEBRUARY 2020

Tuesday 4th 7pm
Seminar/Speaker: How to do
Research/Scott Cohen

AUGUST 2020

Tuesday 4th, 7pm
Seminar/Speaker:

MARCH 2020

Tuesday 3rd, 7pm
Seminar/Speaker:
Airbrush Cleaning and Maintenance
Mike Mackowski

SEPTEMBER 2020

Tuesday 1st, 7pm
Seminar/Speaker:

APRIL 2020

Tuesday 7th 7pm
Seminar/Speaker:

OCTOBER 2020

Tuesday 6th, 7pm
Seminar/Speaker:

MAY 2020

Tuesday 5th, 7pm
Seminar/Speaker:
Brian Baker
Aircraft at Oshkosh air show

NOVEMBER 2020

Tuesday 3rd, 7pm
Seminar/Speaker:

JUNE 2020

Tuesday 2nd, 7pm
Seminar/Speaker:

DECEMBER 2020

Tuesday 1st, 7pm
Event: *White Elephant*



Raffle will resume once our meetings recommence with the following items

Tickets are \$1 or six for \$5.

- Item A: Emhar 1/72 9th Century Viking Ship
- Item B: Ban Dai 1/144 Star Wars Millennium Falcon
- Item C: Hobby Boss 1/72 UH-60A Blackhawk
- Item D: Revell 1/72 M2A2 Bradley
- Item E: Hasegawa 1/48 F6F-3 Hellcat "USS Essex"
- Item F: Italeri 1/72 A-6E Intruder USN/USMC
- Item G: AMT/ERTL 1/25 1966 Ford Thunderbird
- Item H: New Item from Hobby Depot

Note that there will be a Special Raffle this month. The kit is an **Academy 1/32 scale F/A-18C Hornet**. This is a nice model and the box is still sealed. Tickets are \$5.00 each or 5 for \$20.00. Bring money, don't forget to stop by the bank for your cash!

UPCOMING EVENTS

May 1st—Desert Scale Classic (Online version)
November 7th—Modelzona

IPMS Phoenix / Craig Hewitt Chapter

2020 Chapter Officers

The club meets at 7pm on the first Tuesday of each month at the American Legion Post #1 in Phoenix. Check the club website at www.ipms-phoenix.org for more meeting info.

American Legion Post #1

364 N. 7th Ave.
Phoenix, AZ 85003

The post is located South of I-10 just a few blocks North of Van Buren. Look for the huge American flag.

President.....	Steve Collins.....	http://www.ipms-phoenix.com/
Vice President.....	Don Stewart.....	http://www.ipms-phoenix.com/
Secretary	John Carroll	http://www.ipms-phoenix.com/
Treasurer	Bill Dunkle.....	http://www.ipms-phoenix.com/
Member At Large.....	Stuart Bricker.....	http://www.ipms-phoenix.com/
Membership Chair.....	Lyn Gorton.....	http://www.ipms-phoenix.com/
Webmaster.....	Tim Bongard.....	http://www.ipms-phoenix.com/
Newsletter Editor	Lyn Gorton	lyngorton@hotmail.com

Useful Links

Bjorn Jacobsen—Aircraft Dioramas	www.dioramas-and-models.com
Plasmo—good visual instructions on “You Tube”	just search for plasmo
Kittyhawk replacement parts	Sophialynn@gmail.com
Trumpeter replacement parts	Joanna@trumpeter-china.com
Special Hobby	www.specialhobby.Ev/contact
Tamiya—US	support@Tamiya.com
MRCsupport@modelrectifier.com	
Rivet detail and schematic drawings	www.airwar.ru
Fine Scale modeling techniques	http://paulbudzik.com
“How to “Videos	Youtube.com/Andyshobbyheadquarters
Online magazine for all things avionic	www.wingleadermagazine.co.uk
Sky Harbor Informational site	http://www.visitingphx.com/index.html
Military Colors And Camouflage	http://www.theworldwars.net/resources/

If you have a good reference site let me have a brief description and a web address and we will keep this list as a reference.

Join the **IPMS/USA!**

\$30 annual membership includes a one year subscription to the IPMS Journal. Visit www.ipmsusa.org to download a membership form. Or you can write to:



IPMS/USA PO Box 1411
Riverview,
FL 33568-1411

Membership also gives you access to the online Discussion Forum, where you can exchange ideas and information with other members of IPMS.



CONTENT NEEDED!!!!

The Corsair needs your help! To keep this newsletter filled with all the great content, I need your help with content. Here are some useful items that I can use to put together future issues each month:

- Kit reviews/In-box reviews
- Website links
- Modeling related articles
- Commentary and featured columns
- Neat, strange or otherwise shareable pictures
- Book reviews
- Trip and vacation write-ups

Anything you have can be used. Don't hesitate. Even a few paragraphs are great.



SUPPORT YOUR LO-



RIGHT
STUFF,
RIGHT PRICE

www.thehobbydepot.com

216 W. Southern Ave.
Tempe, AZ 85282



Rhino's
Hobby Tools
& More

f Rhino's Hobby Tools & More

Michael Ronnau
cactus_rhino@cox.net

www.airline-hobby.com

*Your One Stop Source for
Scale Model Airliner Kits, Decals,
Diecasts and Accessories*

HOBBY BENCH

2 Great Locations!

8058 N. 19th Ave.
NW corner
19th Ave. & Northern
602-995-1755

4240 W. Bell Rd.
NE corner
43rd Ave. & Bell
602-547-1828

WAR BOOKS

AND HOBBIES

KEITH PEIPER, MANAGER

(480) 994-2263

AVALON_WAR_BOOKS@YAHOO.COM

WE BUY COLLECTIONS

space in miniature

Space modeling reference books
by Mike Mackowski.

www.spaceinminiature.com



THE MAD MEATBALL

MIKE CHOLEWA

602-944-4096

"DEALER IN PRE-OWNED PLASTIC"

12629 NORTH 21ST DRIVE PHOENIX, AZ 85029



**ANDY'S HOBBY
HEADQUARTERS**



15224 N. 59th Avenue, Suite 12
Glendale, AZ, 85306
tel. (602) 439-1456



Tru-Color Paint

Model Railroad, Automobile,
and Building Paint

Scott Cohen

Marketing, Finance, Product Development,
Supply Chain, Inventory & QC/QA

Post Office Box 74524
Phoenix, AZ, 85087-4524
tru.colorpaint1@yahoo.com

Sales: (714) 488-9779

Info: (623) 551-2548

www.trucolorpaint.com

A message from Tim Bongard about The Desert Scale Classic

Please Read

Maybe we all should have seen this coming, but here we are in the middle of an unprecedented National Health Emergency. The COVID-19 Virus is a serious matter and, as we write this in the middle of March, it looks as if our treasured freedoms like gathering and attending great events like the **Desert Scale Classic** have to be set aside for the sake of our common good. When the **Desert Scale Classic** Management Team learned we had to cancel our traditional live Event here in Phoenix, we immediately started brainstorming to come up with a way to keep the show going. But how the heck do you do that in the middle of a pandemic, where we have to hunker down and isolate ourselves for a while? (Not that car modelers mind either hunkering down or isolating.) The fact is, for fifteen years we have all enjoyed the annual gathering of model car crafters known as **Desert Scale Classic**! Frankly, we were bummed that it was looking like we wouldn't be able to host our **Sweet 16Event** at all.

We considered alternative dates and alternative venues (who knows how long this virus quarantine might go on, or if we would have to cancel yet again?). Then we hit on a somewhat wild and crazy idea – ***“If we can't count on a live venue, let's just do DSC in a Virtual Venue, as a Virtual Championship, all online!”***

There were some blank looks exchanged at first, but then we realized - we can do this! We have the capability of pulling this off! Maybe even extend the reach of **DSC**, giving others who usually can't travel to Phoenix an opportunity to participate.

How are we going to make this work?

Once you register for the show, we will send you information and instructions with which you can upload a set of photos for each model you enter. You can even add information about you and your Entry. There isn't a limit to the number of models you can enter, (there is a small fee for each of course). As with any ordinary competition, there are some rules outlining eligibility, categories, definitions, and parameters. And, just like in the live and in-person **DSC Model Car Championship**, we will continue with all the usual categories and awards. Even our recently announced **DSC Tag Award** is on board.

All Entries will appear on this website in the **www.dscV16.com** Virtual Championship Gallery, arranged by category and published as they arrive. Each Entry will be represented in a folio of five to eight digital photo images provided by its builder. Entrants' names will be hidden from view.

Entries need not be professionally photographed, or even photographed using an expensive camera and lighting equipment. A decent cell phone camera will do! We will publish some tips and hints right here on the website to help you take good quality photos.

We know this is going to be a little different. The **Desert Scale Classic** and **dscV16** staff will do whatever we can to support your participation.

The deadline for Competitor Registration and Entry submissions is 11:59 p.m. MST, Friday, May 1, 2020. Entries will remain on display in the **www.dscV16.com** Virtual Championship Gallery throughout the Event. Awards will be announced Friday, May 22, 2020.

But the big question is: *“Are you game?”*.

If so, sign-up, join us OnLine at the **www.dscV16.com Virtual Venue Model Car Championship** in this grand effort to bring a little cheer and enjoyment to your home - as we weather this storm together.

All of us here at the **www.dscV16.com** and **Desert Scale Classic** and **Cactus Car Modelers** wish you and your families well, and we pray for good health for all.