

# Pieces of the North

## Yellowknife Quilters Newsletter



@YKQuilters

Issue 136

www.ykquiltersguild.ca

January 2018

### Inside This Issue

- Feb Class – 2
- 2 Challenges – 3
- Survey Results – 4
- Sharing Gifts – 4
- Library – 5
- Executive – 5
- Shop news – 6

### January Meeting Thursday Jan 11

**Baker Centre  
7:30 pm**

### What's Going On?

#### January Meeting

*Which quilt did I give to Aunt Mamie?*  
Charlotte will lead a discussion on keeping a record of your quilts. Bring your ideas!

#### February Class

School of Fish & Ravishing Ravens! Feb 17 and 18. Class details on page 2.

#### February Meeting

The theme in February (8<sup>th</sup>) will be Tips. Please bring your best tips for quilting, cutting, organizing, and so on.

#### Choose a Challenge

Read on page 3 about our two challenges for this quilting year. You can pick one or do them both.

#### Donate Fabric

Our stash is getting low! The Guild is now accepting fabric donations to put towards our Sharing Gifts projects. We prefer fat quarter or larger in size. Drop off donations at any Guild meeting. We will have a bag marked for the fabric.

Thank you!

#### Facebook

LIKE us at [Yellowknife Quilters Guild](#)




#### Guest Policy

Guests are welcome at any meeting. If a guest returns for other meetings, there is a \$5 charge each time. For details, please read [the full policy](#).



#### SOCIAL SEWING NIGHT

**Our next evening sew will be January 18, 6:30-9:30 at The Quilted Raven. It's a chance to sew, cut, arrange, check out the library, or just visit. We have lots of fun! Please note, this evening is for Members only!**



### Christmas Sale Results

Our revenue from the Christmas sale was \$2,261.70. That's about \$300 more than we made last year.

We had 99 donated items for sale. Thirty-nine of them were sold. Twelve members were selling their own work as well. There were 141 of those items and 62 were sold.

Overall, it was a good sale. Last month, Minnie thanked all the volunteers who helped with the sale, and now we want to say: Thank you so much, Minnie, for managing the sale. You did a great job.

## School of Fish and Ravishing Ravens with Ursula Greiner

Sat - Feb17/18 and Sun Feb 18/18  
9:00 am - 4:00 pm

\$190.00 for members (\$220.00 for non-members)



### Are you ready for something new??

Let's slow things down and enjoy some hand stitching. In this class we will be learning a multitude of stitches to decorate our wool creations. We will be starting with the little fishes and decorating those as we learn to create a variety of embroidery stitches. As time allows, you may wish to move on to create some fanciful ravens. As many of us do not have some of the required materials, Ursula will be providing kits with the hard-for-us-to-find items. Price of fish kit will be determined, but looks like it will be around \$50.00. Additional cost to purchase raven fabric - also to be determined.

Ursula Greiner ("Uschi") lives on the Sunshine Coast, B.C. She is a well-known fiber artist whose current focus is contemporary folk art using her own hand-dyed wool and a wide variety of threads from around the world. She emphasizes the fusion of dimensional embroidery and traditional needlework.

As a pattern designer, Uschi is inspired by nature, the play of colour and layered textures using different mediums. Additional areas of specialty are hand dying of silk velvet, wool, linen and other fibers, which are incorporated into her art work.

Uschi is highly valued locally for inspiring social stitchery events. She is happiest when immersed in teaching stitchery at all levels from novice to the accomplished.



**Register at the next Guild meeting.**  
**Don't forget.....you are not completely registered until you have paid!!**  
**You may also register by contacting**  
**Donna at [baja@ssimicro.com](mailto:baja@ssimicro.com)**

**Classes held at the Quilted Raven.**

## 2 Quilt Challenges 2017/2018

### Challenge 1. Quilt Your Name

Use three initials of your name to make a quilt.

- One initial is the main colour of the quilt.
- One is the pattern or block name.
- One is the quilting motif.



### Challenge 2. Scrappy Quilt

Option 1

- Use fabric from your stash.
- Decide the size and shape of pieces and cut your fabrics.
- Sew your pieces randomly to make the quilt top. Do not match fabrics!

Quilt and bind as you wish.

Option 2

Follow the pattern on the website to make your scrappy quilt.

### Challenge Rules

1. Join one challenge or both. If you enter both, you must make 2 quilts.
2. Quilts must be complete for the 10 May 2018 meeting.
3. The size must be no smaller than 94 inches around. (A 23-in square does not qualify, but 24-in square does.)
4. No recycled quilts please. Make a new item for this challenge.

### AND THERE WILL BE PRIZES!

Members will vote for the best entry for each challenge. PLUS one more prize will be awarded by random draw of all entries.

### For Full Details

See the [Challenge Handout](#) on our website: <http://www.ykquiltersguild.ca/>

### Some Amazing Old Quilts:

The American Folk Art Museum is digitizing the New York Quilt Project, an archive of over 6,000 quilts and their histories.

<https://hyperallergic.com/416606/new-york-quilt-project-afam/>

# Survey

## Results from December survey – Christmas Sale:

24 members responded to the survey.

1. Are prices on donations? Right 6, Too High 4, Too Low 0, Don't know 11
2. What did you donate? Item 12, Cash 10, Nothing 0
3. Keep items how long? 2 years 7, 4 years 6, Forever 2, Return to Donor 2  
(Comment – Make this decision from year to year.)
4. What about? Your item revamped by other member Yes 13, No 11.  
Unsold items used for sharing gifts Yes 20, No 3.  
Unsold items donated to charities Yes 14, No 5. (Comment – not to Thrift Store)
5. Is St Pat's suitable? Yes 16, No 3  
If no, would we be better on our own? Yes 5, No 0
6. Other comments.  
Quilts do not compare well to pottery. Too far from downtown.  
We should sell at Quilt Show. Prices set too high.  
Unsold items should be offered back to donor. Take smaller commission.  
Try selling items on website or Facebook.  
Lower the prices so the people who donate feel good when their items have sold.

Thank you for your input.

## *Sharing Gifts*

### **12-inch Blocks in February**

Twelve-inch blocks are one of the most popular sizes used in quilts. We would need around 20 blocks to make a lap quilt to donate to an organization.

Your challenge for February is to make a 12" block. If you are trying to decrease your scrap stash and wish to make more than 1, go for it.

An easy block pattern is the Unequal Nine Patch. Find the pattern at:

<https://www.thespruce.com/unequal-nine-patch-quilt-block-pattern-2821126>

### **Sharing in the Past**

At the February meeting, I would like to compile a list of who Yellowknife Quilters has shared with in the past. I will bring the list I have started. If you can add to the list, it would be great for our records.




### **Volunteers needed**

We are looking for someone to take over the Sharing Gifts. If you are interested in finding out more, please talk to Kathy at the next meeting or email me at [kyurris@tcent.com](mailto:kyurris@tcent.com)

# Yellowknife Quilters Library

at The Quilted Raven, 5005 53<sup>rd</sup> St

## Donated



These 3 beautiful books were donated to the library by Lisa Fleet. Thank you.

*Simple Applique*, by Kim Diehl, That Patchwork Place.

Great book. It teaches in useful detail how to do 4 different kinds of applique. It's almost like sitting next to Pat Winter.

Shelved under D Rating: ★★★★★

*Simple Christmas Tidings*, by Kim Diehl, That Patchwork Place.

Time to start on next year's holiday treats. Here are 125 pages of patterns for stockings, ornaments, tree skirts and even quilts. There are about 15 patterns, which shows you how detailed the instructions and tips are. They are country rather than cute or modern.

Shelved under D Rating: ★★★★★

*Sew Necessary*, by Nancy Halvorsen, Art to Heart.

This is a book for making doodads. There are 16 projects for things like pincushions, organizers, and scissor fobs. Cute stuff. Good for gifts, I think.

Shelved under H Rating: ★★★

Please visit our library. Check out a book or take home a magazine. Books are stored alphabetically by author name. Looking for a particular type of quilting? Check the Book List, blue binder in the basket. The list is also on our website.

## Executive for 2017-18

[quiltingyk@gmail.com](mailto:quiltingyk@gmail.com)

President	Charlene Adam	<a href="mailto:CharleneAdamYKQG@aol.com">CharleneAdamYKQG@aol.com</a>
VP	Kathy Yurris	
Secretary	Debbie Gillard	
Treas.	Marilyn McGurran	
Classes	Donna MacDonald	
Newsletter	Charlotte Babicki	
Mysteries	Christine Hoiland	



### With Help From

Cindy Taylor, Leslie Bromley, Deanna Black, Robyn Barnett, Minnie Joldersma, Hazel Wainwright



## The Quilted Raven


5005 53<sup>rd</sup> Street

[www.thequiltedraven.com](http://www.thequiltedraven.com)

1-867-920-0303

Email:

[thequiltedraven@northwestel.net](mailto:thequiltedraven@northwestel.net)



Artisan Spirit Water Garden just arrived! Over 10 colours and styles!

Other new items and fabrics arriving regularly - stop in to see it all!!

Happy Quilting! Charlene & the Ravenettes

---

## North of 60 Quilting Services

[www.northof60quilting.com/](http://www.northof60quilting.com/)

We held a certification course in early December and were excited to see the great free motion quilting that resulted when three of the participants loaded their own quilts. Just standing in front of your quilt and starting to stitch your own design takes a lot of courage and faith not to mention skill and stamina!

To encourage quilters to take that leap into free motion on the long arm, Marilyn and Anita will each offer one evening a month where you can sign up to 'play' on the long arm. Practice free motion – use the tools that we have, new stitches, customizing to a block, etc.

This will be offered for \$25 which includes 3 hours and thread for independent skill building.

Guidelines will be posted on our Facebook page.

Contact Marilyn or Anita to sign up for an evening on the long arm.

### *North of 60 Quilting Services*

We have options!  
Let us finish your quilt  
OR  
learn to use the longarm  
and finish it YOURSELF



Anita Griffore  
Marilyn McGurran

867.446.0464

[northof60quiltingservices@gmail.com](mailto:northof60quiltingservices@gmail.com)

[www.northof60quilting.com](http://www.northof60quilting.com)