

THE CT REGIONAL SCHOLASTIC ART AWARDS – 2018 ACCEPTED WORK GUIDELINES

Notification of Awards will take place on Monday, January 7, 2018 via email

Drop-Off accepted work ONLY

on Wednesday, January 10 & Thursday, January 11, 2018 from 2:30 - 7:30 p.m.

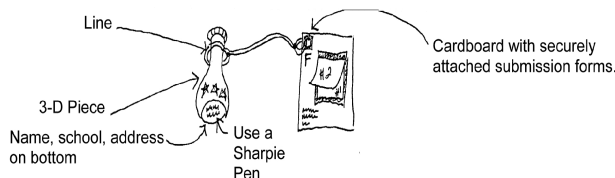
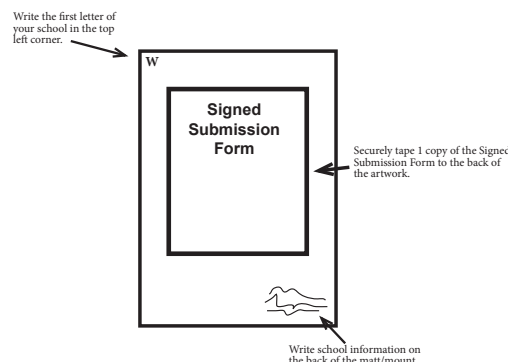
Important: Your artwork **MUST** be available for exhibition if you submit to the Awards. Please do not sell, give, or send your artwork to anyone else if you are submitting to the Scholastic Art Awards. Any work deemed too different from the image adjudicated will not be exhibited and any awards will be forfeited.

Refusing to provide award-winning work for exhibition and/or to agree to all corresponding rights releases may result in the revocation of any award given

FOR ACCEPTED WORKS:


SUBMISSION FORMS MUST BE ATTACHED SECURELY TO EACH ENTRY. You can print these forms after your student's work has been fully registered. *The student, teacher, and parent or guardian must sign all submission forms.*

- ALL 2-D SUBMISSIONS** attach 1 copy of the **signed** submission form to the back of the artwork with masking tape. Write the student's name, school name and school address on the back of the mat/mount in addition to attaching the submission form. *(This is to identify the artwork incase the submission becomes detached.)* **MUST BE MOUNTED or MATTED ON RIGID BOARD! Piece must not bend** when placed vertically against a wall.
- NO FRAMES – NO GLASS or FRAMES. Works on canvas, canvas board or wood, etc. must be wired for hanging.**
- ALL 3D SUBMISSIONS** attach 1 copy of the **signed** submission form securely to a cardboard with masking tape. Securely attach the cardboard backing to the 3D artwork with a **LONG PIECE OF STRONG THIN LINE**. Also, identify the work on its base or bottom using a fine Sharpie marker.



- BLACK OR WHITE MATS ONLY. NO CREAM or COLORED MATS.** Mats are not required for submission, but piece **MUST** be mounted on **RIGID BOARD**. *No enhancements permitted. No colored liner, double mating or colored lines separating the piece and the mat. NO GLASS or FRAMES. Works on canvas, canvas board or wood, etc. must be wired for hanging.*
- FOR ALL CATEGORIES:** If your submission incorporates material **not created** by the student, for example images/material from the internet/computer be sure to **attach an actual copy** of any and all such material with your submission forms.

6. **FILM & ANIMATION:** TO HAVE YOUR FILM INCLUDED IN THE CONNECTICUT EXHIBIT: IF YOU WIN AN AWARD YOU WILL NEED TO DELIVER A PROPERLY LABELED DVD TO THE HARTFORD ART SCHOOL IN A FORMAT THAT CAN BE VIEWED ON A DVD PLAYER.
7. **ANY WORK THAT SMUDGES** INCLUDING ALL CHARCOAL, PASTEL, OILPASTEL AND GRAPHITE MUST HAVE AN ACETATE COVER OR BE HEAVILY SPRAYED. See diagram for using acetates with mats.



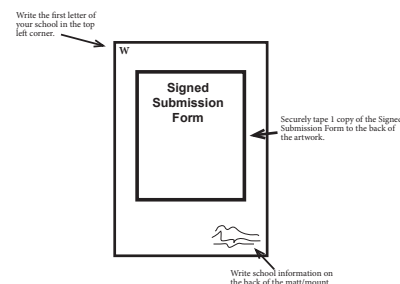
ART PORTFOLIOS

CHOOSE 1 ARTWORK FROM YOUR PORTFOLIO TO REPRESENT THE PORTFOLIO IN THE EXHIBIT. ONLY 1 PIECE WILL BE HUNG. Judges may make a suggestion of which work to hang.

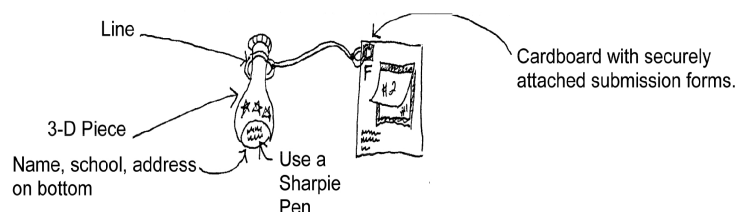
PORTFOLIO SUBMISSION INSTRUCTIONS:

PORTFOLIO ARTWORK MUST HAVE 1 COPY OF THE SIGNED PORTFOLIO SUBMISSION FORM WITH THE TITLE OF THE CORRESPONDING WORK HIGHLIGHTED ATTACHED TO THE PIECE.

1. **ALL 2-D PORTFOLIO SUBMISSIONS** attach 1 copy of the **portfolio submission form** to the back of the artwork with masking tape. Write the student's name, school name and school address on the back of the mat/mount in addition to attaching the submission form. *(This is to identify the artwork incase the submission becomes detached.)* **NO GLASS or FRAMES.** Works on canvas, canvas board or wood, etc. must be wired for hanging.



2. **ALL 3D PORTFOLIO SUBMISSIONS** attach 1 copy of the **signed submission form** securely to a cardboard with masking tape. Securely attach the cardboard backing to the 3D artwork with a **LONG PIECE OF STRONG THIN LINE**. Also, identify the work on its base or bottom using a fine Sharpie marker.



**WORK NOT DELIVERED DURING DESIGNATED TIME
WILL NOT BE INCLUDED IN THE EXHIBIT.**