

Farenhyt



**SILENT
KNIGHT**

by Honeywell

Intelligent Annunciator

80-Character LCD Serial Annunciator

5635

The 5635 is a compact, backlit, 80-character LCD remote annunciator. It provides system status indicators for AC Power, Alarm, Trouble, Supervisory, and Alarm Silenced conditions. Up to two 5635's can be connected to the IFP-25 via the SBUS.

The 5635 displays English-language text of system point information including device type, zone, independent point alarm, trouble or supervisory status, as well as any custom banners programmed into the control panel. It includes control switches for remote control of critical system functions. (A keyswitch prevents unauthorized operation of the control switches).

Features

- Listed to UL Standard 864, 9th Edition.
- Backlit 80-character LCD display (20 characters x 4 lines).
- Control switches for System Acknowledge, Signal Silence, Drill, and Reset.
- Keyswitch enables/disables control switches and mechanically locks annunciator enclosure.
- System status LEDs for AC Power, Alarm, Trouble, Supervisory, and Alarm Silence.
- 5635 connects to the SBUS terminal on the IFP-25 and requires minimal panel programming.
- Displays device type identifiers, individual point alarm, trouble, supervisory, zone, and custom alpha labels.
- Time and date display field.
- Backlight turns off during AC loss to conserve battery power but will turn back on if an alarm condition occurs.
- May be powered by 24 VDC from the host FACP or by remote power supply (requires 24 VDC).
- Available in red (5635R) or white (5635W).
- Annunciator keys beep when they are pressed.
- Up to two 5635's can be connected on the SBUS.

Controls and Indicators

- AC Power
- Alarm
- Trouble
- Supervisory
- Alarm Silenced

Agency Listings



City of NY
COA# 6057



5635

Installation

The 5635 can be surface or flush mounted. Surface mount directly to wall or to single, double, or 4" square electrical box. Semi-flush mount to single, double, or 4" square electrical box. Use ANN-SB80KIT for angled view mounting.

Compatibility

The 5635 is compatible with the following FACP:

- IFP-25 Intelligent Fire Panel (Firmware revision 2.0 or higher)

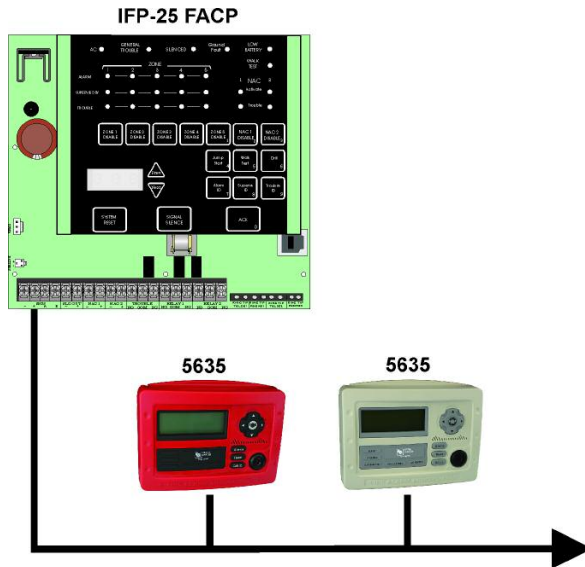
Approvals

The listings and approvals below apply to the 5635. In some cases, certain modules may not be listed by certain approval agencies, or listing may be in process. Consult factory for latest listing status.

- UL: S2424
- FM approved
- CSFM: 7120-0075:211
- City of NY COA# 6057

P/N 351518 Rev B

© 2011 Honeywell International Inc.



- Up to 2 5635 per system
- 80-character backlit LCD display (4 lines with 20 characters each)
- Wiring lengths up to 6000 ft. from the control panel

Specifications

Physical

Dimensions:

6.875" W x 5.375" H x 1.375" D
(17.46 W x 13.65 H x 3.49 D cm)

Color

5635R: Red

5635W: White

Electrical

Operating voltage range: 18 VDC to 28 VDC.

Current consumption @ 24 VDC nominal (filtered and nonresettable): 40 mA maximum.

All connections are power-limited and supervised.

Environmental

Ambient temperature: 32°F to 120°F (0°C to 49°C).

Relative humidity: 93% ± 2% RH (noncondensing) at 32°C ± 2°C (90°F ± 3°F).

For use indoors in a dry location.

Ordering Information

5635R: Red, 80 character LCD Annunciator.

5635W: White, 80 character LCD Annunciator.

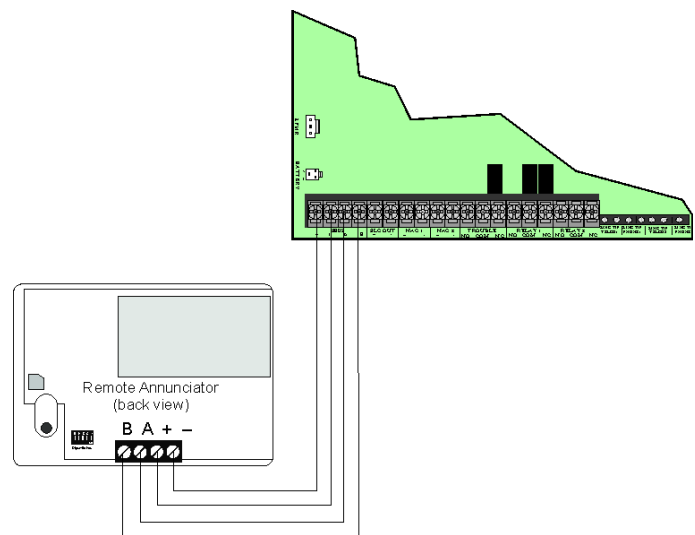
Accessories

ANN-SB80KIT-R: Red surface mount backbox with angled wedge.

ANN-SB80KIT-W: White surface mount backbox with angled wedge.

Wiring Configuration


The following figure illustrates the wiring between the IFP-25 and 5635.



5635 Connection to FACP



This document is not intended to be used for installation purposes. We try to keep our product information up-to-date and accurate. We cannot cover all specific applications or anticipate all requirements. All specifications are subject to change without notice. For more information, contact Silent Knight 12 Clintonville Road, Northford, CT 06472-1610 Phone: (800) 328-0103, Fax: (203) 484-7118. www.farenhyt.com



Made in the U.S.A.