



This pocket chart calendar comes with 3 different “day” images, so that you can set up patterns if you wish. There are year labels for 2013-2020, and holiday images are included. I hope you and your students will love playing with them!

Objective: *Students will practice the use of a calendar using manipulated pieces and a pocket chart.*



Preparation:

1. Choose the image(s) you wish to use. Each image set has 31 days, and there are 3 different sets of images.
2. Print the images you choose on photo paper or cover stock. You may want to set your printer to draft or fast mode to conserve ink. If you print on quality paper, the images should turn out fine, with a lot less ink used.
3. Laminate, and cut the pieces apart.
4. Select the images and dates you’ll need to set up your calendar. You may want to use the image (upper left) to label a zipper baggie or manila envelope for storing this month’s calendar materials.

Uses:

- Arrange the daily markers in a pattern. Be sure the numbers are consecutive.
- Place the images in the pocket chart backwards, so the images are hidden. As you update your calendar each day, have the students guess what the image for the day will be, to help develop pattern recognition. You can make very complex patterns using all three images.
- Have students identify how many weeks/days from “today” until the next weekend, holiday, or student’s birthday. You can [get birthday images here](#). (Scroll down to calendar materials.)
- Make a set of calendar materials for students to play with. Place them at your math center.
- Make a set of number cards for students to order. Place them at your math center.
- Use the numbered images to create a November number line on your classroom wall.
- Sort the numbered images by even and odd.





Sunday	Monday	Tuesday
Wednesday	Thursday	Friday
Saturday	2013	2014
2015	2016	2017
2018	2019	2020


1



2




3



4



5



6



7



8



9



10




11



12



13



14



15



16



17



18



19



20



21



22



23



24



25



26



27



28

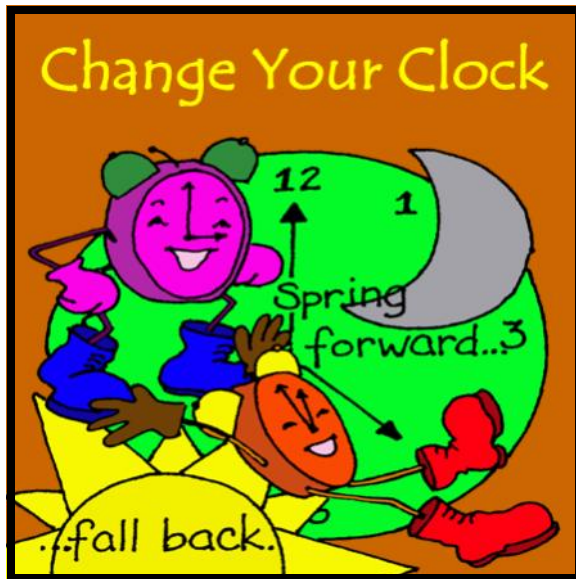



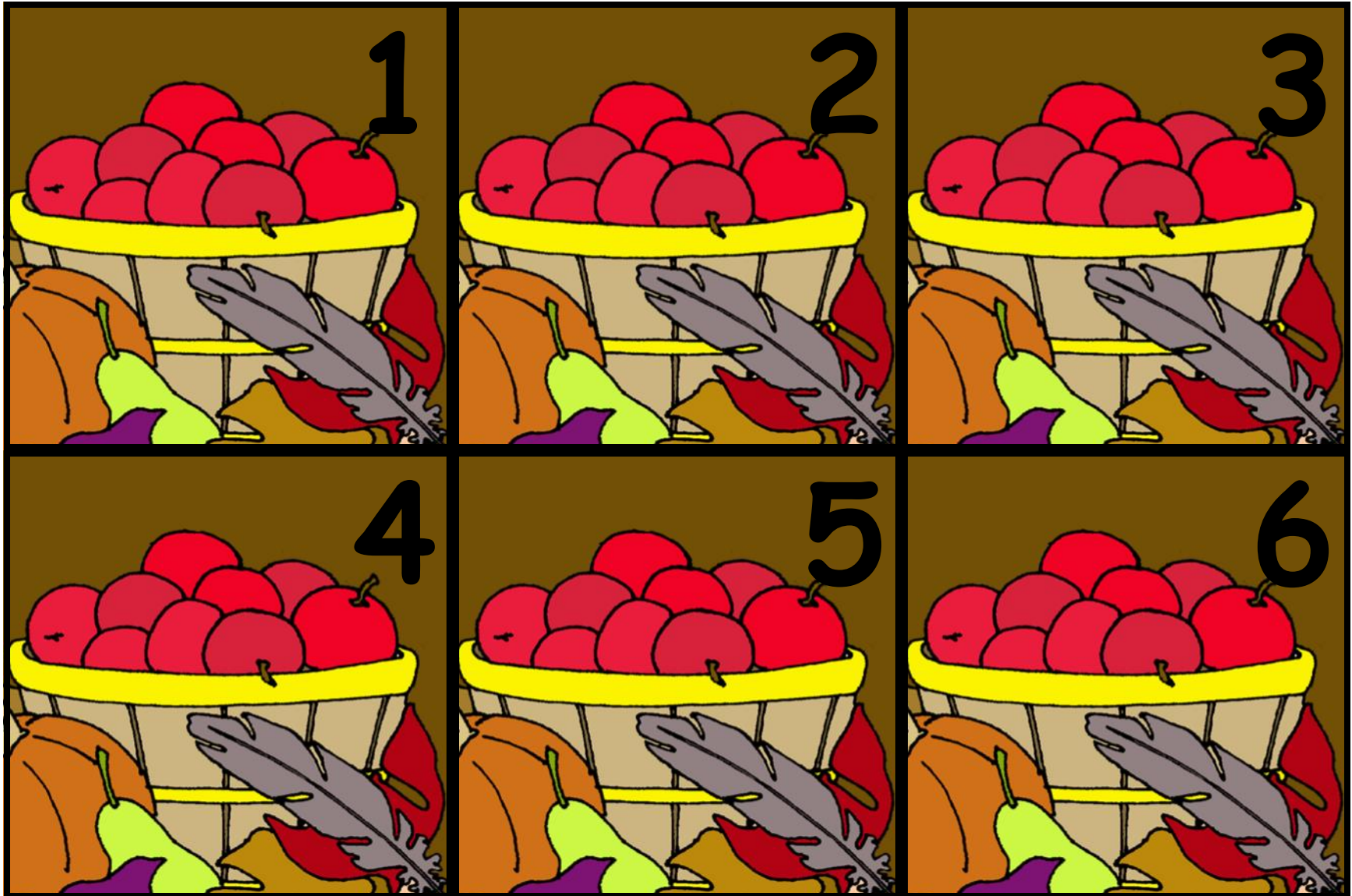
29

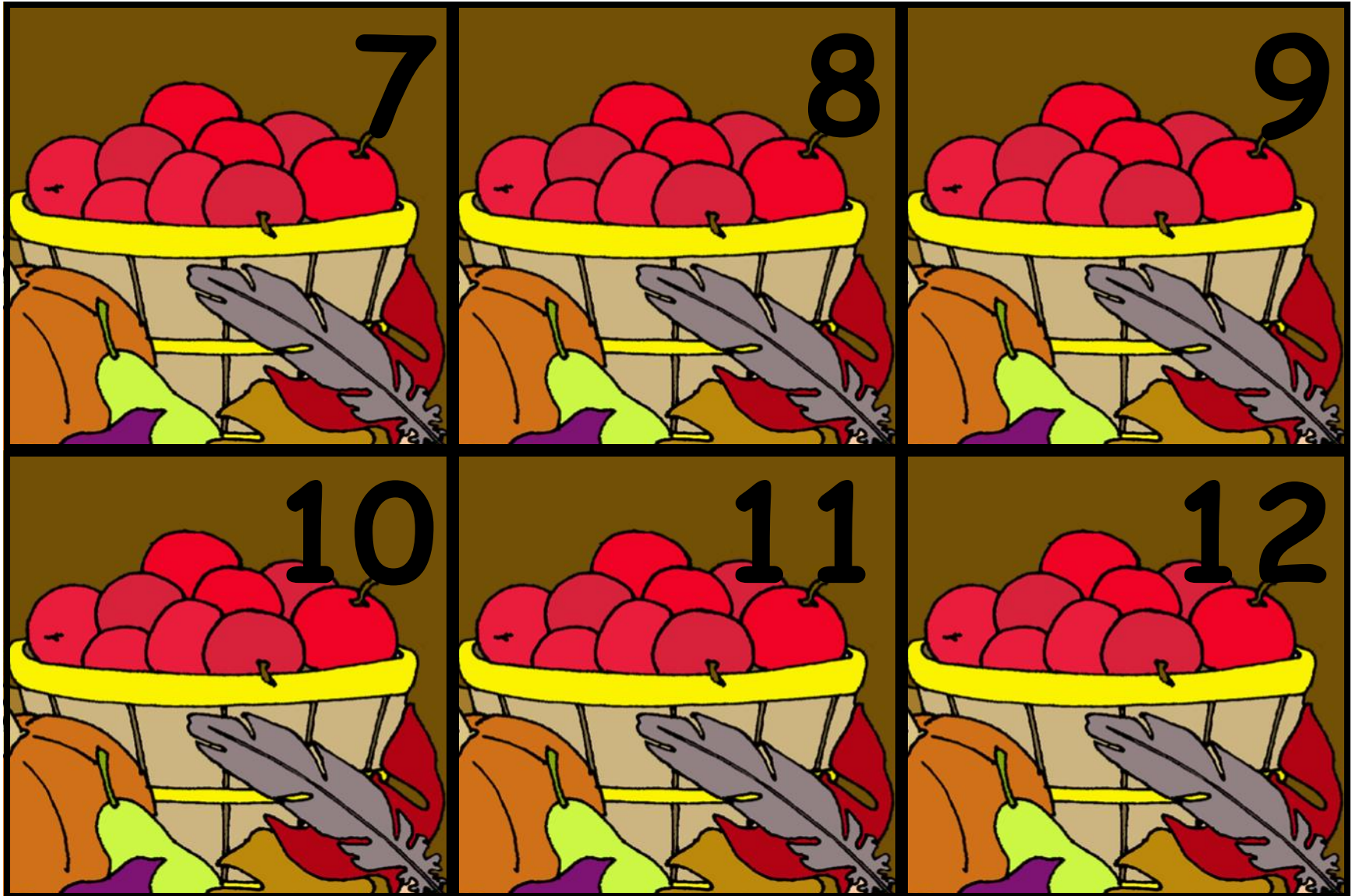


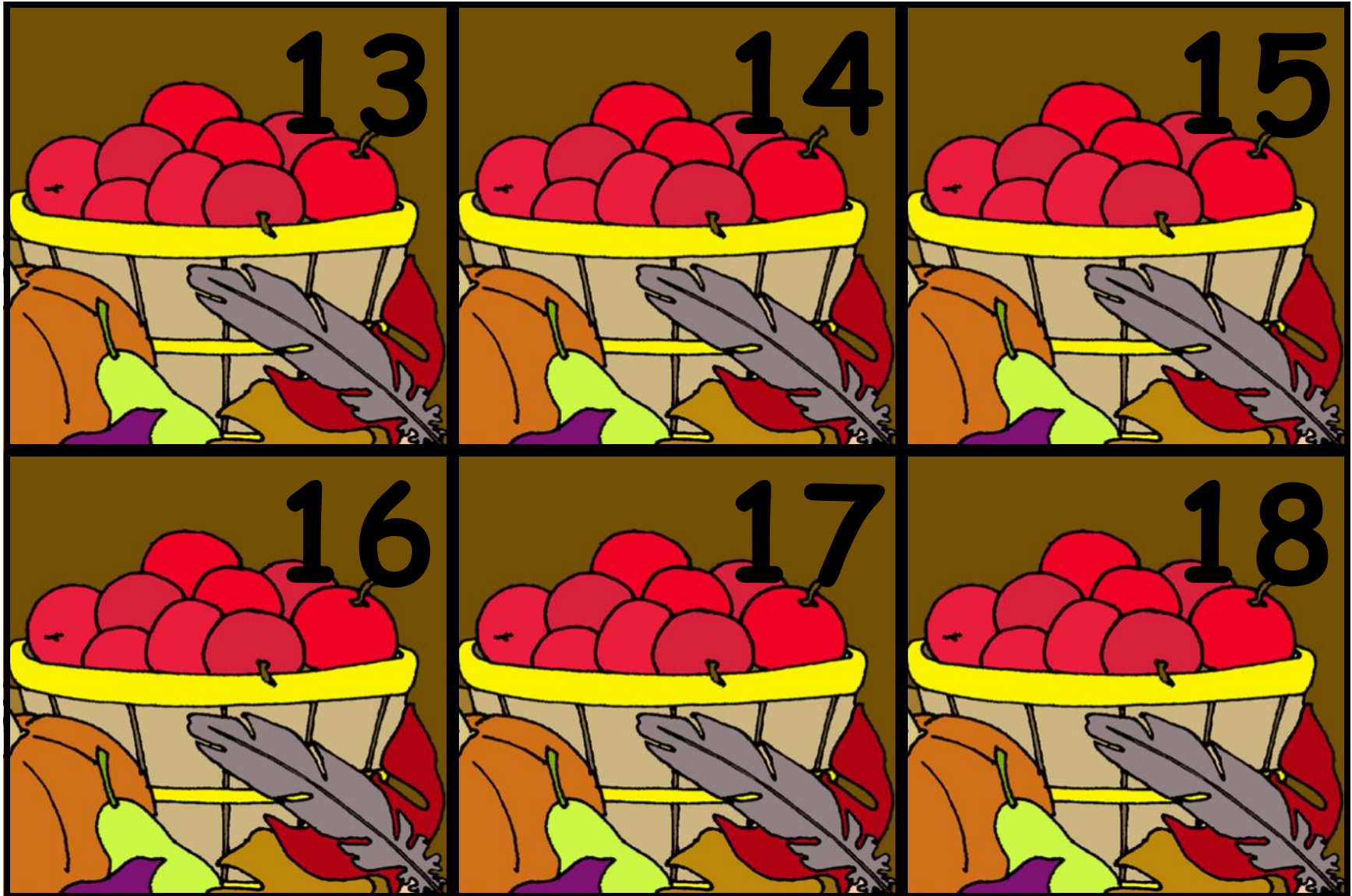
30















1




2




3




4




5




6



7




8



9




10



11



12



13



14



15



16



17



18



19



20



21




22



23



24



25



26



27



28



29



30

